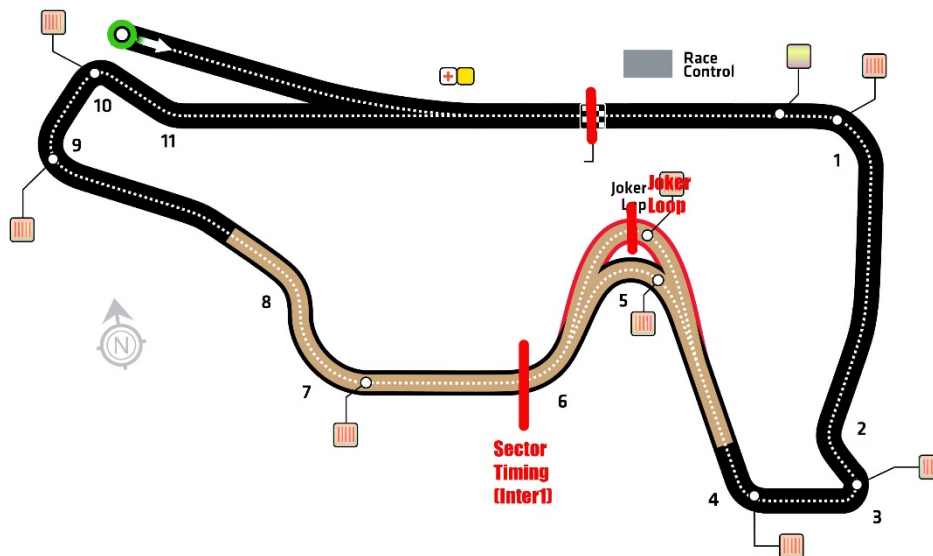


**FIA WORLD RALLYCROSS CHAMPIONSHIP  
PRESENTED BY MONSTER ENERGY**

**ROUND 8 // 04-06 AUGUST 2017\_  
TROIS RIVIÈRES (CAN)  
GRAND PRIX DE TROIS RIVIÈRES –  
WORLD RX OF CANADA\_**

# RESULT BOOK



Track length: 1370 meter  
Joker lap: 1455 meter  
Intermediate timeline: 690 meter

**Chronomoto Timing**



Supercar

SC - 01

List of starters

No.	Driver	Nat.	Competitor/Entrant	Car	Licence	Competitor Lic.
1	1	Mattias EKSTRÖM	SWE EKS	Audi S1	197807147199	369
2	3	Johan KRISTOFFERSSON	SWE PSRX Volkswagen Sweden	Volkswagen Polo GTI	198812066275	245
3	6	Janis BAUMANIS	LVA Team Stard	Ford Fiesta	1705670001	BA158
4	7	Timur TIMERZYANOV	RUS Team Stard	Ford Fiesta	#17100	BA158
5	9	Sébastien LOEB	FRA Team Peugeot-Hansen	Peugeot 208	47	546
6	10	"CSUCSU"	HUN Speedy Motorsport	Kia Rio	4723	140
7	11	Petter SOLBERG	NOR PSRX Volkswagen Sweden	Volkswagen Polo GTI	IKO19833	245
8	13	Andreas BAKKERUD	NOR Hoonigan Racing Division	Ford Focus RS	IRC30267	E2094-U-17
9	15	Reinis NITISS	LVA EKS	Audi S1	1705670003	369
10	21	Timmy HANSEN	SWE Team Peugeot-Hansen	Peugeot 208	199205212732	546
11	43	Ken BLOCK	USA Hoonigan Racing Division	Ford Focus RS	D3714-U-17C	E2094-U-17
12	44	Timo SCHEIDER	DEU MJP Racing Team Austria	Ford Fiesta	JA1010	BA157
13	57	Toomas HEIKKINEN	FIN EKS	Audi S1	21561120	369
14	66	Grégoire DEMOUSTIER	BEL DA Racing	Peugeot 208	196083	250976-5
15	68	Niclas GRÖNHOLM	FIN GRX	Ford Fiesta	34708006	50054983
16	71	Kevin HANSEN	SWE Team Peugeot-Hansen	Peugeot 208	199805280659	546
17	77	René MUENNICH	DEU ALL-INKL.COM Muennich Motorsport	Citroën DS3	IB1108069	BIF1119689
18	87	Jean-Baptiste DUBOURG	FRA DA Racing	Peugeot 208	161090	250976
19	96	Kevin ERIKSSON	SWE MJP Racing Team Austria	Ford Fiesta	199607160539	BA157
20	100	Guy WILKS	GBR Loco World RX Team	Volkswagen Polo	153265	1705310009

20 drivers

These results are provisional until the conclusion of any judicial and technical inquiries.

Trois-Rivières (1370m/1455m)

Published at...	Clerk of the Course Jacques VEILLEUX	Timekeeper Peter MAJOSHAZI		
-----------------	---	-------------------------------	---	---

Printed: 8/4/2017 10:13:00 PM

Page 1 of 1

Supercar

SC - 01T

List of starters (Teams)

Team	Nat.	No.	Driver	Nat.	Car
1 PSRX Volkswagen Sweden	SWE	11 3	Petter SOLBERG Johan KRISTOFFERSSON	NOR SWE	Volkswagen Polo GTI Volkswagen Polo GTI
2 EKS	SWE	1 57	Mattias EKSTRÖM Toomas HEIKKINEN	SWE FIN	Audi S1 Audi S1
3 MJP Racing Team Austria	AUT	96 44	Kevin ERIKSSON Timo SCHEIDER	SWE DEU	Ford Fiesta Ford Fiesta
4 Team Peugeot-Hansen	SWE	21 9	Timmy HANSEN Sébastien LOEB	SWE FRA	Peugeot 208 Peugeot 208
5 Hoonigan Racing Division	USA	43 13	Ken BLOCK Andreas BAKKERUD	USA NOR	Ford Focus RS Ford Focus RS
6 Team Stard	AUT	7 6	Timur TIMERZYANOV Janis BAUMANIS	RUS LVA	Ford Fiesta Ford Fiesta

6 teams

These results are provisional until the conclusion of any judicial and technical inquiries.

Trois-Rivières (1370m/1455m)

Published at...	Clerk of the Course Jacques VEILLEUX	Timekeeper Peter MAJOSHAZI		
-----------------	---	-------------------------------	---	---

Supercar

SC - 03

Free Practice 1

Ranking

Pos.	No.	Driver	Competitor/Entrant	Nat.	Car	Best lap	Diff	Laps
1	3	Johan KRISTOFFERSSON	PSRX Volkswagen Sweden	SWE	Volkswagen Polo GTI	0:49.635		9
2	9	Sébastien LOEB	Team Peugeot-Hansen	FRA	Peugeot 208	0:49.821	0:00.186	14
3	11	Petter SOLBERG	PSRX Volkswagen Sweden	NOR	Volkswagen Polo GTI	0:49.955	0:00.320	9
4	96	Kevin ERIKSSON	MJP Racing Team Austria	SWE	Ford Fiesta	0:49.957	0:00.322	9
5	21	Timmy HANSEN	Team Peugeot-Hansen	SWE	Peugeot 208	0:50.069	0:00.434	9
6	1	Mattias EKSTRÖM	EKS	SWE	Audi S1	0:50.547	0:00.912	9
7	13	Andreas BAKKERUD	Hoonigan Racing Division	NOR	Ford Focus RS	0:50.569	0:00.934	9
8	57	Toomas HEIKKINEN	EKS	FIN	Audi S1	0:50.656	0:01.021	9
9	15	Reinis NITISS	EKS	LVA	Audi S1	0:50.730	0:01.095	9
10	71	Kevin HANSEN	Team Peugeot-Hansen	SWE	Peugeot 208	0:50.776	0:01.141	9
11	44	Timo SCHEIDER	MJP Racing Team Austria	DEU	Ford Fiesta	0:50.800	0:01.165	14
12	43	Ken BLOCK	Hoonigan Racing Division	USA	Ford Focus RS	0:50.895	0:01.260	14
13	68	Niclas GRÖNHOLM	GRX	FIN	Ford Fiesta	0:51.342	0:01.707	9
14	6	Janis BAUMANIS	Team Stard	LVA	Ford Fiesta	0:51.449	0:01.814	9
15	87	Jean-Baptiste DUBOURG	DA Racing	FRA	Peugeot 208	0:51.820	0:02.185	9
16	10	"CSUCSU"	Speedy Motorsport	HUN	Kia Rio	0:53.762	0:04.127	9
17	66	Grégoire DEMOUSTIER	DA Racing	BEL	Peugeot 208	0:54.943	0:05.308	9
18	77	René MUENNICH	ALL-INKL.COM Muennich Motorsport	DEU	Citroën DS3	1:17.723	0:28.088	1
DNF	100	Guy WILKS	Loco World RX Team	GBR	Volkswagen Polo	0:00.000	-	0
DNS	7	Timur TIMERZYANOV	Team Stard	RUS	Ford Fiesta	-	-	0

Total:0 Drivers included DNS: 0 ,DNF: 0 , EXC: 0

These results are provisional until the conclusion of any judicial and technical inquiries.

Trois-Rivières (1370m/1455m)

Published at...	Clerk of the Course Jacques VEILLEUX	Timekeeper Peter MAJOSHAZI	
-----------------	---	-------------------------------	--

Supercar

SC - 03

Free Practice 1

Lap Times

1. 3 Johan KRISTOFFERSSON SWE Volkswagen Polo GTI				
Lap	Laptime	Sector 1	Sector 2	Time of day
1.	00:54.245	28.9	25.3	09:22:30.803
2.	00:50.636	25.6	24.9	09:23:21.439
3.	00:50.103	25.2	24.8	09:24:11.542
4.	00:50.428	25.5	24.9	09:25:01.970
5.	49:00.242	31.5	8:28	10:14:02.212
6.	00:52.747	28.0	24.7	10:14:54.959
7.	00:49.635	25.4	24.2	10:15:44.594
8.	00:49.727	25.5	24.1	10:16:34.321
9.	00:52.143	27.9	24.1	10:17:26.464

2. 9 Sébastien LOEB FRA Peugeot 208				
Lap	Laptime	Sector 1	Sector 2	Time of day
1.	00:52.467	26.7	25.6	09:27:23.079
2.	00:51.534	25.8	25.7	09:28:14.613
3.	00:54.715	29.1	25.5	09:29:09.328
4.	00:51.057	25.8	25.1	09:30:00.385
5.	08:06.430	27.0	7:39	09:38:06.815
6.	00:50.924	26.0	24.9	09:38:57.739
7.	00:50.143	25.4	24.7	09:39:47.882
8.	00:54.915	28.4	26.4	09:40:42.797
9.	00:58.457	29.5	28.8	09:41:41.254
10.	32:03.515	32.1	1:31	10:13:44.769
11.	00:50.940	26.3	24.5	10:14:35.709
12.	00:49.908	25.6	24.2	10:15:25.617
13.	00:49.821	25.4	24.3	10:16:15.438
14.	00:53.034	28.3	24.7	10:17:08.472

3. 11 Petter SOLBERG NOR Volkswagen Polo GTI				
Lap	Laptime	Sector 1	Sector 2	Time of day
1.	00:53.501	28.3	25.1	09:22:37.871
2.	00:50.803	25.5	25.2	09:23:28.674
3.	00:50.773	25.5	25.1	09:24:19.447
4.	00:50.959	25.8	25.0	09:25:10.406
5.	48:59.010	34.8	8:24	10:14:09.416
6.	00:52.569	28.0	24.4	10:15:01.985
7.	00:49.955	25.3	24.5	10:15:51.940
8.	00:53.765	29.0	24.7	10:16:45.705
9.	00:50.757	25.9	24.8	10:17:36.462

4. 96 Kevin ERIKSSON SWE Ford Fiesta				
Lap	Laptime	Sector 1	Sector 2	Time of day
1.	00:54.768	29.4	25.3	09:27:30.637
2.	00:51.514	26.1	25.3	09:28:22.151
3.	00:51.299	26.0	25.2	09:29:13.450
4.	00:50.943	25.6	25.2	09:30:04.393
5.	03:07.526	29.1	9:38	10:00:11.919
6.	00:53.503	28.5	24.9	10:01:05.422

These results are provisional until the conclusion of any judicial and technical inquiries.

Trois-Rivières (1370m/1455m)

Published at...	Clerk of the Course Jacques VEILLEUX	Timekeeper Peter MAJOSHAZI	
-----------------	---	-------------------------------	--

Supercar

SC - 03

Free Practice 1

7.	00:49.957	25.0	24.9	10:01:55.379
8.	00:50.485	25.4	25.0	10:02:45.864
9.	00:50.658	25.4	25.1	10:03:36.522

<b>5.</b>	<b>21 Timmy HANSEN</b>	<b>SWE</b>	<b>Peugeot 208</b>	
Lap	Laptime	Sector 1	Sector 2	Time of day
1.	00:54.252	29.1	25.0	09:27:49.557
2.	00:51.058	25.9	25.1	09:28:40.615
3.	00:51.065	25.5	25.4	09:29:31.680
4.	00:50.444	25.5	24.9	09:30:22.124
5.	29:57.483	39.5	9:17	10:00:19.607
6.	00:53.193	27.7	25.4	10:01:12.800
7.	00:52.570	27.2	25.2	10:02:05.370
8.	00:50.163	25.2	24.8	10:02:55.533
9.	00:50.069	25.2	24.8	10:03:45.602

<b>6.</b>	<b>1 Mattias EKSTRÖM</b>	<b>SWE</b>	<b>Audi S1</b>	
Lap	Laptime	Sector 1	Sector 2	Time of day
1.	00:52.706	27.0	25.6	09:22:15.623
2.	00:51.288	26.0	25.2	09:23:06.911
3.	00:50.946	25.7	25.2	09:23:57.857
4.	00:53.500	28.4	25.0	09:24:51.357
5.	35:40.489	37.0	5:03	10:00:31.846
6.	00:53.372	28.1	25.2	10:01:25.218
7.	00:50.726	25.7	24.9	10:02:15.944
8.	00:50.547	25.3	25.1	10:03:06.491
9.	00:51.373	26.3	25.0	10:03:57.864

<b>7.</b>	<b>13 Andreas BAKKERUD</b>	<b>NOR</b>	<b>Ford Focus RS</b>	
Lap	Laptime	Sector 1	Sector 2	Time of day
1.	00:52.791	27.0	25.7	09:22:09.181
2.	00:51.583	26.0	25.5	09:23:00.764
3.	00:53.751	28.3	25.4	09:23:54.515
4.	00:53.563	28.2	25.3	09:24:48.078
5.	35:20.058	35.0	4:44	10:00:08.136
6.	00:50.569	25.5	25.0	10:00:58.705
7.	00:50.655	25.4	25.2	10:01:49.360
8.	00:53.004	27.6	25.3	10:02:42.364
9.	00:50.631	25.4	25.1	10:03:32.995

<b>8.</b>	<b>57 Toomas HEIKKINEN</b>	<b>FIN</b>	<b>Audi S1</b>	
Lap	Laptime	Sector 1	Sector 2	Time of day
1.	00:56.093	29.8	26.1	09:33:05.288
2.	00:52.136	26.3	25.7	09:33:57.424
3.	00:51.546	25.9	25.6	09:34:48.970
4.	00:51.529	26.3	25.1	09:35:40.499
5.	33:04.693	26.4	2:38	10:08:45.192
6.	00:54.007	29.0	24.9	10:09:39.199
7.	00:50.656	25.8	24.8	10:10:29.855
8.	00:50.878	25.8	25.0	10:11:20.733
9.	00:50.700	25.8	24.8	10:12:11.433

These results are provisional until the conclusion of any judicial and technical inquiries.

Trois-Rivières (1370m/1455m)

Published at...	Clerk of the Course Jacques VEILLEUX	Timekeeper Peter MAJOSHAZI	
-----------------	---	-------------------------------	--



Supercar

SC - 03

Free Practice 1

9. 15 Reinis NITISS LVA Audi S1				
Lap	Laptime	Sector 1	Sector 2	Time of day
1.	00:55.617	29.4	26.1	09:27:59.609
2.	00:52.461	26.5	25.8	09:28:52.070
3.	00:51.947	26.3	25.6	09:29:44.017
4.	00:51.512	26.0	25.4	09:30:35.529
5.	37:38.043	37.3	7:00	10:08:13.572
6.	00:53.904	28.7	25.2	10:09:07.476
7.	00:50.936	25.8	25.1	10:09:58.412
8.	00:50.829	25.6	25.2	10:10:49.241
9.	00:50.730	25.6	25.1	10:11:39.971




10. 71 Kevin HANSEN SWE Peugeot 208				
Lap	Laptime	Sector 1	Sector 2	Time of day
1.	00:55.922	30.0	25.8	09:33:11.666
2.	00:52.402	26.7	25.6	09:34:04.068
3.	00:54.260	28.7	25.4	09:34:58.328
4.	00:51.406	25.9	25.4	09:35:49.734
5.	32:46.667	35.4	2:11	10:08:36.401
6.	00:53.941	28.6	25.2	10:09:30.342
7.	00:53.433	28.3	25.0	10:10:23.775
8.	00:50.776	25.7	24.9	10:11:14.551
9.	00:51.171	25.8	25.3	10:12:05.722

11. 44 Timo SCHEIDER DEU Ford Fiesta				
Lap	Laptime	Sector 1	Sector 2	Time of day
1.	00:54.002	27.6	26.3	09:22:04.095
2.	00:53.185	27.0	26.1	09:22:57.280
3.	00:52.230	26.4	25.7	09:23:49.510
4.	00:56.665	30.4	26.2	09:24:46.175
5.	13:12.748	31.3	2:41	09:37:58.923
6.	00:51.807	26.1	25.6	09:38:50.730
7.	00:51.690	26.0	25.6	09:39:42.420
8.	00:59.972	29.6	30.3	09:40:42.392
9.	00:52.037	25.6	26.3	09:41:34.429
10.	32:14.526	36.4	1:38	10:13:48.955
11.	00:51.186	26.2	24.9	10:14:40.141
12.	00:50.800	26.0	24.7	10:15:30.941
13.	00:51.757	26.4	25.3	10:16:22.698
14.	00:51.811	26.6	25.1	10:17:14.509

12. 43 Ken BLOCK USA Ford Focus RS				
Lap	Laptime	Sector 1	Sector 2	Time of day
1.	00:52.672	27.0	25.5	09:27:35.846
2.	00:52.073	26.5	25.5	09:28:27.919
3.	00:54.950	29.3	25.5	09:29:22.869
4.	00:55.405	29.1	26.2	09:30:18.274
5.	07:34.392	39.1	6:55	09:37:52.666
6.	00:51.475	26.0	25.4	09:38:44.141
7.	00:52.584	26.0	26.5	09:39:36.725
8.	00:54.679	28.9	25.7	09:40:31.404

These results are provisional until the conclusion of any judicial and technical inquiries.

Trois-Rivières (1370m/1455m)

Published at...	Clerk of the Course Jacques VEILLEUX 	Timekeeper Peter MAJOSHAZI 	
-----------------	---	---	---

Supercar

SC - 03

Free Practice 1

9.	00:54.147	28.7	25.4	09:41:25.551
10.	18:36.558	43.6	7:52	10:00:02.109
11.	00:50.895	25.7	25.1	10:00:53.004
12.	00:50.954	25.7	25.1	10:01:43.958
13.	00:53.797	28.6	25.1	10:02:37.755
14.	00:54.678	28.7	25.8	10:03:32.433

<b>13.</b>	<b>68 Niclas GRÖNHOLM</b>	<b>FIN</b>	<b>Ford Fiesta</b>	
Lap	Laptime	Sector 1	Sector 2	Time of day
1.	00:55.936	30.2	25.7	09:33:27.228
2.	00:51.771	26.3	25.4	09:34:18.999
3.	00:51.535	26.2	25.2	09:35:10.534
4.	00:54.368	28.5	25.8	09:36:04.902
5.	24:20.109	38.1	3:41	10:00:25.011
6.	00:53.999	28.8	25.1	10:01:19.010
7.	00:51.342	25.8	25.4	10:02:10.352
8.	00:52.025	26.4	25.5	10:03:02.377
9.	00:51.772	26.3	25.4	10:03:54.149

<b>14.</b>	<b>6 Janis BAUMANIS</b>	<b>LVA</b>	<b>Ford Fiesta</b>	
Lap	Laptime	Sector 1	Sector 2	Time of day
1.	00:57.459	31.4	26.0	09:33:17.389
2.	00:53.196	27.3	25.8	09:34:10.585
3.	00:52.139	26.3	25.7	09:35:02.724
4.	00:51.756	26.0	25.6	09:35:54.480
5.	32:36.789	35.3	2:01	10:08:31.269
6.	00:52.456	26.6	25.8	10:09:23.725
7.	00:54.437	28.6	25.7	10:10:18.162
8.	00:51.449	25.7	25.7	10:11:09.611
9.	00:55.121	29.7	25.3	10:12:04.732

<b>15.</b>	<b>87 Jean-Baptiste DUBOURG</b>	<b>FRA</b>	<b>Peugeot 208</b>	
Lap	Laptime	Sector 1	Sector 2	Time of day
1.	00:57.182	30.8	26.3	09:33:23.036
2.	00:52.788	26.9	25.8	09:34:15.824
3.	00:52.628	26.8	25.7	09:35:08.452
4.	00:52.531	26.6	25.9	09:36:00.983
5.	32:18.049	39.4	1:38	10:08:19.032
6.	00:54.831	29.2	25.5	10:09:13.863
7.	00:58.889	33.2	25.6	10:10:12.752
8.	00:52.358	26.7	25.6	10:11:05.110
9.	00:51.820	26.6	25.1	10:11:56.930

<b>16.</b>	<b>10 "CSUCSU"</b>	<b>HUN</b>	<b>Kia Rio</b>	
Lap	Laptime	Sector 1	Sector 2	Time of day
1.	00:56.626	28.9	27.6	09:38:31.085
2.	00:57.766	30.8	26.8	09:39:28.851
3.	00:55.659	29.0	26.6	09:40:24.510
4.	00:54.256	27.5	26.6	09:41:18.766
5.	27:04.204	39.2	6:24	10:08:22.970
6.	00:57.060	30.6	26.4	10:09:20.030
7.	00:53.762	27.8	25.8	10:10:13.792

These results are provisional until the conclusion of any judicial and technical inquiries.

Trois-Rivières (1370m/1455m)

Published at...	Clerk of the Course Jacques VEILLEUX	Timekeeper Peter MAJOSHAZI	
-----------------	---	-------------------------------	--



Supercar

SC - 03

Free Practice 1

8.	00:54.264	26.9	27.3	10:11:08.056
9.	00:54.131	27.8	26.2	10:12:02.187

17. 66 Grégoire DEMOUSTIER BEL Peugeot 208				
Lap	Laptime	Sector 1	Sector 2	Time of day
1.	00:59.246	30.5	28.7	09:38:39.400
2.	01:00.643	32.1	28.4	09:39:40.043
3.	00:57.932	29.7	28.1	09:40:37.975
4.	01:03.421	28.8	34.5	09:41:41.396
5.	32:13.543	35.7	1:37	10:13:54.939
6.	01:00.267	32.6	27.5	10:14:55.206
7.	00:55.396	28.1	27.2	10:15:50.602
8.	00:54.943	27.9	27.0	10:16:45.545
9.	00:55.013	28.2	26.8	10:17:40.558

18. 77 René MUENNICH DEU Citroën DS3				
Lap	Laptime	Sector 1	Sector 2	Time of day
1.	01:17.723	50.8	26.8	09:39:07.808

DNF	100	Guy WILKS	GBR	Volkswagen Polo
DNS	7	Timur TIMERZYANOV	RUS	Ford Fiesta

These results are provisional until the conclusion of any judicial and technical inquiries.

Trois-Rivières (1370m/1455m)

Published at...	Clerk of the Course Jacques VEILLEUX	Timekeeper Peter MAJOSHAZI	
-----------------	---	-------------------------------	--

Supercar

SC - 04

Free Practice 2




Ranking

Pos.	No.	Driver	Competitor/Entrant	Nat.	Car	Best lap	Diff	Laps
1	11	Petter SOLBERG	PSRX Volkswagen Sweden	NOR	Volkswagen Polo GTI	0:50.773		9
2	3	Johan KRISTOFFERSSON	PSRX Volkswagen Sweden	SWE	Volkswagen Polo GTI	0:50.954	0:00.181	9
3	1	Mattias EKSTRÖM	EKS	SWE	Audi S1	0:51.059	0:00.286	9
4	9	Sébastien LOEB	Team Peugeot-Hansen	FRA	Peugeot 208	0:51.176	0:00.403	9
5	21	Timmy HANSEN	Team Peugeot-Hansen	SWE	Peugeot 208	0:51.298	0:00.525	9
6	57	Toomas HEIKKINEN	EKS	FIN	Audi S1	0:51.635	0:00.862	9
7	13	Andreas BAKKERUD	Hoonigan Racing Division	NOR	Ford Focus RS	0:51.670	0:00.897	9
8	44	Timo SCHEIDER	MJP Racing Team Austria	DEU	Ford Fiesta	0:51.992	0:01.219	6
9	15	Reinis NITISS	EKS	LVA	Audi S1	0:52.340	0:01.567	9
10	68	Niclas GRÖNHOLM	GRX	FIN	Ford Fiesta	0:52.430	0:01.657	9
11	96	Kevin ERIKSSON	MJP Racing Team Austria	SWE	Ford Fiesta	0:52.522	0:01.749	4
12	71	Kevin HANSEN	Team Peugeot-Hansen	SWE	Peugeot 208	0:52.636	0:01.863	9
13	43	Ken BLOCK	Hoonigan Racing Division	USA	Ford Focus RS	0:52.702	0:01.929	9
14	7	Timur TIMERZYANOV	Team Stard	RUS	Ford Fiesta	0:52.779	0:02.006	7
15	6	Janis BAUMANIS	Team Stard	LVA	Ford Fiesta	0:53.108	0:02.335	9
16	87	Jean-Baptiste DUBOURG	DA Racing	FRA	Peugeot 208	0:53.505	0:02.732	7
17	77	René MUENNICH	ALL-INKL.COM Muennich Motorsport	DEU	Citroën DS3	0:54.814	0:04.041	4
18	10	"CSUCSU"	Speedy Motorsport	HUN	Kia Rio	0:55.941	0:05.168	9
19	66	Grégoire DEMOUSTIER	DA Racing	BEL	Peugeot 208	0:58.888	0:08.115	9
DNS	100	Guy WILKS	Loco World RX Team	GBR	Volkswagen Polo	-	-	0

Total:0 Drivers included DNS: 0 ,DNF: 0 , EXC: 0

These results are provisional until the conclusion of any judicial and technical inquiries.

Trois-Rivières (1370m/1455m)

Published at...	Clerk of the Course Jacques VEILLEUX 	Timekeeper Peter MAJOSHAZI 	
-----------------	---	---	---

Supercar

SC - 04

Free Practice 2

Lap Times

1. 11 Petter SOLBERG NOR Volkswagen Polo GTI				
Lap	Laptime	Sector 1	Sector 2	Time of day
1.	00:54.315	28.2	26.0	13:34:27.964
2.	00:50.840	25.2	25.6	13:35:18.804
3.	00:50.773	25.4	25.2	13:36:09.577
4.	00:55.325	27.5	27.8	13:37:04.902
5.	13:05.040	35.7	2:29	13:50:09.942
6.	00:56.144	29.9	26.1	13:51:06.086
7.	00:54.074	26.6	27.3	13:52:00.160
8.	00:55.013	27.8	27.1	13:52:55.173
9.	00:56.957	28.9	28.0	13:53:52.130

2. 3 Johan KRISTOFFERSSON SWE Volkswagen Polo GTI				
Lap	Laptime	Sector 1	Sector 2	Time of day
1.	00:53.918	28.4	25.4	13:39:42.256
2.	00:51.807	25.5	26.2	13:40:34.063
3.	00:50.954	25.6	25.3	13:41:25.017
4.	00:51.348	25.9	25.4	13:42:16.365
5.	13:49.515	37.5	3:11	13:56:05.880
6.	01:01.269	32.1	29.0	13:57:07.149
7.	00:57.439	29.4	27.9	13:58:04.588
8.	00:58.494	29.0	29.4	13:59:03.082
9.	00:57.469	28.7	28.7	14:00:00.551

3. 1 Mattias EKSTRÖM SWE Audi S1				
Lap	Laptime	Sector 1	Sector 2	Time of day
1.	00:53.958	28.6	25.2	13:39:35.927
2.	00:51.591	25.9	25.5	13:40:27.518
3.	00:51.059	25.8	25.2	13:41:18.577
4.	00:51.194	26.1	25.0	13:42:09.771
5.	13:30.116	40.6	2:49	13:55:39.887
6.	00:56.722	28.3	28.3	13:56:36.609
7.	00:58.847	27.9	30.9	13:57:35.456
8.	00:59.862	28.5	31.2	13:58:35.318
9.	01:00.552	31.9	28.5	13:59:35.870

4. 9 Sébastien LOEB FRA Peugeot 208				
Lap	Laptime	Sector 1	Sector 2	Time of day
1.	00:55.009	29.1	25.8	13:39:32.556
2.	00:51.315	25.8	25.4	13:40:23.871
3.	00:51.284	25.6	25.6	13:41:15.155
4.	00:51.176	25.8	25.2	13:42:06.331
5.	13:49.246	41.0	3:08	13:55:55.577
6.	01:02.593	32.3	30.2	13:56:58.170
7.	00:58.662	28.8	29.8	13:57:56.832
8.	00:57.461	28.8	28.6	13:58:54.293
9.	01:05.424	32.6	32.8	13:59:59.717

5. 21 Timmy HANSEN SWE Peugeot 208				
------------------------------------	--	--	--	--

These results are provisional until the conclusion of any judicial and technical inquiries.

Trois-Rivières (1370m/1455m)

Published at...	Clerk of the Course Jacques VEILLEUX	Timekeeper Peter MAJOSHAZI	
-----------------	---	-------------------------------	--

Supercar

SC - 04

Free Practice 2

Lap	Laptime	Sector 1	Sector 2	Time of day
1.	00:51.298	25.7	25.5	13:34:02.182
2.	00:54.876	28.0	26.8	13:34:57.058
3.	00:51.672	25.7	25.9	13:35:48.730
4.	00:52.432	25.4	26.9	13:36:41.162
5.	19:05.138	40.5	8:24	13:55:46.300
6.	00:59.512	28.0	31.4	13:56:45.812
7.	01:00.575	31.3	29.1	13:57:46.387
8.	00:57.722	28.4	29.2	13:58:44.109
9.	00:57.016	28.5	28.4	13:59:41.125

6. 57 Toomas HEIKKINEN FIN Audi S1				
Lap	Laptime	Sector 1	Sector 2	Time of day
1.	00:56.173	30.3	25.8	13:39:28.847
2.	00:52.024	26.5	25.4	13:40:20.871
3.	00:51.635	26.1	25.4	13:41:12.506
4.	00:51.897	26.1	25.7	13:42:04.403
5.	13:22.782	38.9	2:43	13:55:27.185
6.	01:13.647	43.4	30.2	13:56:40.832
7.	00:58.675	29.8	28.7	13:57:39.507
8.	00:57.585	29.3	28.1	13:58:37.092
9.	00:57.085	28.9	28.1	13:59:34.177

7. 13 Andreas BAKKERUD NOR Ford Focus RS				
Lap	Laptime	Sector 1	Sector 2	Time of day
1.	00:52.817	26.1	26.6	13:33:57.167
2.	00:54.471	28.5	25.8	13:34:51.638
3.	00:51.670	25.9	25.7	13:35:43.308
4.	00:55.087	28.0	27.0	13:36:38.395
5.	13:15.957	39.4	2:36	13:49:54.352
6.	00:52.287	26.4	25.8	13:50:46.639
7.	00:53.198	26.9	26.2	13:51:39.837
8.	00:53.786	27.1	26.5	13:52:33.623
9.	00:59.232	32.0	27.1	13:53:32.855

8. 44 Timo SCHEIDER DEU Ford Fiesta				
Lap	Laptime	Sector 1	Sector 2	Time of day
1.	00:53.535	27.6	25.8	13:39:58.304
2.	00:51.992	26.1	25.8	13:40:50.296
3.	00:56.619	29.1	27.4	13:41:46.915
4.	00:52.248	26.6	25.6	13:42:39.163
5.	19:10.221	36.8	8:33	14:01:49.384
6.	00:59.328	28.8	30.4	14:02:48.712

9. 15 Reinis NITISS LVA Audi S1				
Lap	Laptime	Sector 1	Sector 2	Time of day
1.	00:55.826	29.6	26.1	13:39:56.076
2.	00:52.410	26.3	26.0	13:40:48.486
3.	00:52.545	26.3	26.2	13:41:41.031
4.	00:52.340	26.3	25.9	13:42:33.371
5.	12:59.775	40.5	2:19	13:55:33.146

These results are provisional until the conclusion of any judicial and technical inquiries.

Trois-Rivières (1370m/1455m)

Published at...	Clerk of the Course Jacques VEILLEUX	Timekeeper Peter MAJOSHAZI	
-----------------	---	-------------------------------	--

Supercar

SC - 04

Free Practice 2

6.	01:00.665	31.7	28.9	13:56:33.811
7.	00:57.647	28.6	28.9	13:57:31.458
8.	00:58.003	28.7	29.2	13:58:29.461
9.	01:01.844	33.1	28.7	13:59:31.305

**10. 68 Niclas GRÖNHOLM FIN Ford Fiesta**

Lap	Laptime	Sector 1	Sector 2	Time of day
1.	00:56.639	30.1	26.4	13:39:49.890
2.	00:52.430	26.4	25.9	13:40:42.320
3.	00:56.778	30.4	26.2	13:41:39.098
4.	00:53.291	26.7	26.5	13:42:32.389
5.	13:18.754	38.0	2:40	13:55:51.143
6.	01:01.850	30.5	31.2	13:56:52.993
7.	00:59.610	29.8	29.8	13:57:52.603
8.	00:59.318	28.9	30.3	13:58:51.921
9.	01:01.783	30.2	31.5	13:59:53.704

**11. 96 Kevin ERIKSSON SWE Ford Fiesta**

Lap	Laptime	Sector 1	Sector 2	Time of day
1.	00:57.384	30.0	27.3	13:45:25.144
2.	00:55.207	28.2	26.9	13:46:20.351
3.	00:52.522	26.5	25.9	13:47:12.873
4.	00:52.883	26.8	26.0	13:48:05.756

**12. 71 Kevin HANSEN SWE Peugeot 208**

Lap	Laptime	Sector 1	Sector 2	Time of day
1.	00:57.238	29.4	27.7	13:33:55.333
2.	00:53.463	26.7	26.7	13:34:48.796
3.	00:52.828	26.3	26.4	13:35:41.624
4.	00:52.636	26.4	26.2	13:36:34.260
5.	07:46.414	38.7	7:07	13:44:20.674
6.	01:01.114	30.4	30.6	13:45:21.788
7.	00:53.917	27.3	26.5	13:46:15.705
8.	00:52.868	26.7	26.0	13:47:08.573
9.	00:56.719	30.4	26.2	13:48:05.292

**13. 43 Ken BLOCK USA Ford Focus RS**

Lap	Laptime	Sector 1	Sector 2	Time of day
1.	00:53.772	26.5	27.2	13:34:20.103
2.	00:52.867	26.6	26.2	13:35:12.970
3.	00:52.702	26.3	26.3	13:36:05.672
4.	00:57.101	30.3	26.8	13:37:02.773
5.	12:59.093	33.9	2:25	13:50:01.866
6.	00:54.067	28.1	25.9	13:50:55.933
7.	00:54.970	27.8	27.1	13:51:50.903
8.	00:57.226	29.0	28.1	13:52:48.129
9.	01:02.124	34.2	27.8	13:53:50.253

**14. 7 Timur TIMERZYANOV RUS Ford Fiesta**

Lap	Laptime	Sector 1	Sector 2	Time of day
1.	00:58.147	30.5	27.6	13:34:17.444
2.	00:53.407	26.8	26.5	13:35:10.851

These results are provisional until the conclusion of any judicial and technical inquiries.

Trois-Rivières (1370m/1455m)

Published at...	Clerk of the Course Jacques VEILLEUX	Timekeeper Peter MAJOSHAZI	
-----------------	---	-------------------------------	--

Supercar

SC - 04

Free Practice 2

3.	00:52.779	26.5	26.2	13:36:03.630
4.	00:53.509	26.1	27.3	13:36:57.139
5.	13:17.839	33.1	2:44	13:50:14.978
6.	01:02.634	33.0	29.5	13:51:17.612
7.	01:10.123	41.0	29.0	13:52:27.735

<b>15.</b>	<b>6</b>	<b>Janis BAUMANIS</b>	<b>LVA</b>	<b>Ford Fiesta</b>
Lap	Laptime	Sector 1	Sector 2	Time of day
1.	00:53.682	26.8	26.8	13:34:08.805
2.	00:53.853	26.9	26.9	13:35:02.658
3.	00:53.476	26.5	26.9	13:35:56.134
4.	00:53.174	26.9	26.2	13:36:49.308
5.	07:45.508	36.4	7:09	13:44:34.816
6.	00:54.268	27.2	27.0	13:45:29.084
7.	00:53.984	26.8	27.1	13:46:23.068
8.	00:53.108	26.7	26.4	13:47:16.176
9.	00:53.403	26.8	26.5	13:48:09.579

<b>16.</b>	<b>87</b>	<b>Jean-Baptiste DUBOURG</b>	<b>FRA</b>	<b>Peugeot 208</b>
Lap	Laptime	Sector 1	Sector 2	Time of day
1.	00:56.950	30.5	26.4	13:45:03.685
2.	00:58.062	31.9	26.1	13:46:01.747
3.	00:53.733	27.3	26.4	13:46:55.480
4.	00:53.505	26.8	26.7	13:47:48.985
5.	14:04.906	45.4	3:19	14:01:53.891
6.	01:08.326	33.5	34.7	14:03:02.217
7.	01:03.061	30.4	32.6	14:04:05.278

<b>17.</b>	<b>77</b>	<b>René MUENNICH</b>	<b>DEU</b>	<b>Citroën DS3</b>
Lap	Laptime	Sector 1	Sector 2	Time of day
1.	00:55.181	28.9	26.2	13:44:57.503
2.	00:54.814	28.2	26.5	13:45:52.317
3.	00:54.977	28.1	26.8	13:46:47.294
4.	00:54.943	27.9	27.0	13:47:42.237

<b>18.</b>	<b>10</b>	<b>"CSUCSU"</b>	<b>HUN</b>	<b>Kia Rio</b>
Lap	Laptime	Sector 1	Sector 2	Time of day
1.	00:58.528	31.5	26.9	13:45:08.997
2.	00:55.941	29.1	26.7	13:46:04.938
3.	00:57.308	29.8	27.4	13:47:02.246
4.	01:00.475	32.5	27.9	13:48:02.721
5.	13:40.466	38.4	3:01	14:01:43.187
6.	01:03.664	30.3	33.3	14:02:46.851
7.	01:08.158	36.5	31.5	14:03:55.009
8.	01:09.183	36.3	32.8	14:05:04.192
9.	01:03.451	32.1	31.3	14:06:07.643

<b>19.</b>	<b>66</b>	<b>Grégoire DEMOUSTIER</b>	<b>BEL</b>	<b>Peugeot 208</b>
Lap	Laptime	Sector 1	Sector 2	Time of day
1.	01:07.778	35.4	32.3	13:45:22.428
2.	01:02.257	29.9	32.3	13:46:24.685
3.	01:05.215	36.3	28.9	13:47:29.900

These results are provisional until the conclusion of any judicial and technical inquiries.

Trois-Rivières (1370m/1455m)

Published at...	Clerk of the Course Jacques VEILLEUX	Timekeeper Peter MAJOSHAZI	
-----------------	---	-------------------------------	--



Supercar

SC - 04

Free Practice 2

4.	00:58.888	29.9	28.9	13:48:28.788
5.	13:31.569	37.0	2:54	14:02:00.357
6.	01:12.863	39.0	33.8	14:03:13.220
7.	01:08.595	33.9	34.6	14:04:21.815
8.	01:07.355	31.7	35.5	14:05:29.170
9.	01:10.826	34.3	36.4	14:06:39.996

DNS 100Guy WILKS	GBR Volkswagen Polo
------------------	---------------------

These results are provisional until the conclusion of any judicial and technical inquiries.

Trois-Rivières (1370m/1455m)

Published at...	Clerk of the Course Jacques VEILLEUX	Timekeeper Peter MAJOSHAZI	
-----------------	---	-------------------------------	--

Supercar

SC - 02

Provisional Grid Sheet for Q 1 by the draw (Right Pole)

P5	P4	P3	P2	POLE
<b>Race 1</b>				
77	3	10	87	15
<b>Race 2</b>				
11	68	1	13	71
<b>Race 3</b>				
7	21	66	44	9
<b>Race 4</b>				
100	6	43	96	57

R1

R2

R3

R4

- 15 Reinis NITISS LVA
- 87 Jean-Baptiste DUBOURG FRA
- 10 "CSUCSU" HUN
- 3 Johan KRISTOFFERSSON SWE
- 77 René MUENNICH DEU
  
- 71 Kevin HANSEN SWE
- 13 Andreas BAKKERUD NOR
- 1 Mattias EKSTRÖM SWE
- 68 Niclas GRÖNHOLM FIN
- 11 Petter SOLBERG NOR
  
- 9 Sébastien LOEB FRA
- 44 Timo SCHEIDER DEU
- 66 Grégoire DEMOUSTIER BEL
- 21 Timmy HANSEN SWE
- 7 Timur TIMERZYANOV RUS
  
- 57 Toomas HEIKKINEN FIN
- 96 Kevin ERIKSSON SWE
- 43 Ken BLOCK USA
- 6 Janis BAUMANIS LVA
- 100 Guy WILKS GBR

These results are provisional until the conclusion of any judicial and technical inquiries.

Trois-Rivières (1370m/1455m)

Published at...	Clerk of the Course Jacques VEILLEUX	Timekeeper Peter MAJOSHAZI	
-----------------	---	-------------------------------	--

Supercar

SC - 05

Result of Q 1

Pos.	No.	Driver Competitor/Entrant	Nat./Car	Total Tm Laps/Jok/Race	Gap Penalty	Lap0	Lap1 S1   S2	Lap2 S1   S2	Lap3 S1   S2	Lap4 S1   S2	Pts.
1	57	Toomas HEIKKINEN EKS	FIN Audi S1	3:37.971 4/1 R4	-	0:08.630	0:52.572 26.7   25.7	0:51.633 26.3   25.3	0:51.154 26.0   25.1	<u>0:53.982</u> 28.6   25.3	50
2	3	Johan KRISTOFFERSSON PSRX Volkswagen Sweden	SWE Volkswagen Polo GTI	3:38.046 4/1 R1	0:00.075 -	0:08.442	0:51.922 26.0   25.8	0:51.620 25.8   25.7	0:51.434 25.9   25.4	<u>0:54.628</u> 29.0   25.5	45
3	96	Kevin ERIKSSON MJP Racing Team Austria	SWE Ford Fiesta	3:38.780 4/1 R4	0:00.809 -	0:08.713	0:53.155 27.0   26.0	0:51.639 26.3   25.2	0:51.135 25.9   25.1	<u>0:54.138</u> 29.0   25.0	42
4	1	Mattias EKSTRÖM EKS	SWE Audi S1	3:39.983 4/1 R2	0:02.012 -	0:08.285	0:52.820 27.0   25.7	0:52.177 26.3   25.8	0:51.832 26.4   25.3	<u>0:54.869</u> 29.1   25.7	40
5	43	Ken BLOCK Hoonigan Racing Division	USA Ford Focus RS	3:40.424 4/1 R4	0:02.453 -	0:08.702	0:54.143 27.7   26.4	0:51.974 26.4   25.5	<u>0:53.785</u> 28.6   25.1	0:51.820 26.3   25.5	39
6	11	Petter SOLBERG PSRX Volkswagen Sweden	NOR Volkswagen Polo GTI	3:40.801 4/1 R2	0:02.830 -	0:08.584	0:53.220 27.2   25.9	0:52.092 26.1   25.9	0:51.953 26.3   25.6	<u>0:54.952</u> 29.2   25.7	38
7	13	Andreas BAKKERUD Hoonigan Racing Division	NOR Ford Focus RS	3:41.235 4/1 R2	0:03.264 -	0:08.851	0:53.920 27.4   26.4	0:51.848 26.1   25.7	<u>0:54.644</u> 29.0   25.5	0:51.972 26.2   25.7	37
8	21	Timmy HANSEN Team Peugeot-Hansen	SWE Peugeot 208	3:41.238 4/1 R3	0:03.267 -	0:08.618	0:53.371 27.7   25.5	0:52.539 26.7   25.7	0:51.790 26.1   25.6	<u>0:54.920</u> 29.0   25.8	36
9	6	Janis BAUMANIS Team Stard	LVA Ford Fiesta	3:41.952 4/1 R4	0:03.981 -	0:08.887	0:54.269 28.4   25.7	<u>0:56.294</u> 30.6   25.6	0:51.492 26.1   25.3	0:51.010 25.8   25.1	35
10	9	Sébastien LOEB Team Peugeot-Hansen	FRA Peugeot 208	3:42.734 4/1 R3	0:04.763 -	0:08.773	0:54.732 28.7   25.9	<u>0:55.342</u> 29.8   25.5	0:52.057 26.5   25.5	0:51.830 26.1   25.6	34
11	44	Timo SCHEIDER MJP Racing Team Austria	DEU Ford Fiesta	3:43.942 4/1 R3	0:05.971 -	0:08.788	0:53.978 28.3   25.6	0:52.681 27.2   25.4	0:53.343 27.5   25.8	<u>0:55.152</u> 29.3   25.8	33
12	68	Niclas GRÖNHOLM GRX	FIN Ford Fiesta	3:44.875 4/1 R2	0:06.904 -	0:08.969	<u>0:56.528</u> 30.5   25.9	0:53.207 27.1   26.0	0:52.796 26.9   25.8	0:53.375 27.1   26.2	32
13	71	Kevin HANSEN Team Peugeot-Hansen	SWE Peugeot 208	3:45.310 4/1 R2	0:07.339 -	0:09.088	<u>0:57.381</u> 31.1   26.2	0:52.698 26.9   25.7	0:53.098 27.0   26.0	0:53.045 27.0   25.9	31
14	100	Guy WILKS Loco World RX Team	GBR Volkswagen Polo	3:45.751 4/1 R4	0:07.780 -	0:08.719	<u>0:58.846</u> 32.5   26.2	0:52.940 27.4   25.5	0:52.429 27.1   25.2	0:52.817 27.5   25.2	30
15	87	Jean-Baptiste DUBOURG DA Racing	FRA Peugeot 208	3:49.877 4/1 R1	0:11.906 -	0:09.223	0:56.423 29.3   27.0	0:53.888 27.1   26.6	0:52.948 26.6   26.3	<u>0:57.395</u> 30.4   26.9	29
16	77	René MUENNICH ALL-INKL.COM Muennich Motorsport	DEU Citroën DS3	3:50.563 4/1 R1	0:12.592 -	0:08.950	<u>0:58.537</u> 31.6   26.8	0:53.614 27.3   26.2	0:53.775 27.2   26.5	0:55.687 28.4   27.2	28
17	7	Timur TIMERZYANOV Team Stard	RUS Ford Fiesta	3:52.648 4/1 R3	0:14.677 -	0:08.734	<u>0:57.994</u> 31.5   26.3	0:52.779 26.9   25.8	0:59.480 26.5   32.9	0:53.661 26.7   26.8	27
18	10	"CSUCSU" Speedy Motorsport	HUN Kia Rio	3:54.692 4/1 R1	0:16.721 -	0:08.805	0:56.197 29.3   26.8	<u>0:58.375</u> 31.2   27.1	0:54.550 27.9   26.5	0:56.765 28.6   28.1	26
19	66	Grégoire DEMOUSTIER DA Racing	BEL Peugeot 208	3:58.109 4/1 R3	0:20.138 -	0:09.330	<u>0:59.856</u> 32.9   26.8	0:56.823 29.3   27.4	0:56.023 28.6   27.3	0:56.077 29.5   26.5	25
20	15	Reinis NITISS EKS	LVA Audi S1	4:15.491 4/1 R1	0:37.520 -	0:08.689	0:53.236 27.1   26.0	0:52.827 26.7   26.0	0:53.249 27.0   26.1	<u>1:27.490</u> 36.2   51.1	24

These results are provisional until the conclusion of any judicial and technical inquiries.

Trois-Rivières (1370m/1455m)

Published at...	Clerk of the Course Jacques VEILLEUX <i>Jacques Veilleux</i>	Timekeeper Peter MAJOSHAZI <i>MSA</i>	
-----------------	---	--	--

Printed: 8/5/2017 4:05:38 PM

Page 1 of 1

Supercar

SC - 06

Provisional Grid Sheet for Q 2 (Right Pole)

P5	P4	P3	P2	POLE
<b>Race 1</b>				
15	66	10	7	77
<b>Race 2</b>				
87	100	71	68	44
<b>Race 3</b>				
9	6	21	13	11
<b>Race 4</b>				
43	1	96	3	57

R1

R2

R3

R4

77	René MUENNICH	DEU
7	Timur TIMERZYANOV	RUS
10	"CSUCSU"	HUN
66	Grégoire DEMOUSTIER	BEL
15	Reinis NITISS	LVA
44	Timo SCHEIDER	DEU
68	Niclas GRÖNHOLM	FIN
71	Kevin HANSEN	SWE
100	Guy WILKS	GBR
87	Jean-Baptiste DUBOURG	FRA
11	Petter SOLBERG	NOR
13	Andreas BAKKERUD	NOR
21	Timmy HANSEN	SWE
6	Janis BAUMANIS	LVA
9	Sébastien LOEB	FRA
57	Toomas HEIKKINEN	FIN
3	Johan KRISTOFFERSSON	SWE
96	Kevin ERIKSSON	SWE
1	Mattias EKSTRÖM	SWE
43	Ken BLOCK	USA

These results are provisional until the conclusion of any judicial and technical inquiries.

Trois-Rivières (1370m/1455m)

Published at...	Clerk of the Course Jacques VEILLEUX <i>Jacques Veilleux</i>	Timekeeper Peter MAJOSHAZI <i>MS</i>	
-----------------	---	---	--

Supercar

SC - 07

Result of Q 2

Pos.	No.	Driver Competitor/Entrant	Nat./Car	Total Tm Laps/Jok/Race	Gap Penalty	Lap0	Lap1 S1   S2	Lap2 S1   S2	Lap3 S1   S2	Lap4 S1   S2	Pts.
1	3	Johan KRISTOFFERSSON PSRX Volkswagen Sweden	SWE Volkswagen Polo GTI	3:25.003 4/1 R4	-	0:08.068	0:49.317 25.1   24.2	0:48.197 24.4   23.7	0:48.694 24.8   23.8	<u>0:50.727</u> 27.0   23.6	50
2	11	Petter SOLBERG PSRX Volkswagen Sweden	NOR Volkswagen Polo GTI	3:25.415 4/1 R3	0:00.412	0:08.312	0:48.887 24.9   23.9	0:48.655 24.6   24.0	0:48.231 24.4   23.8	<u>0:51.330</u> 26.9   24.3	45
3	1	Mattias EKSTRÖM EKS	SWE Audi S1	3:28.089 4/1 R4	0:03.086	0:08.264	0:49.839 25.5   24.3	0:49.252 25.5   23.7	<u>0:51.304</u> 27.1   24.1	0:49.430 24.6   24.7	42
4	43	Ken BLOCK Hoonigan Racing Division	USA Ford Focus RS	3:29.709 4/1 R4	0:04.706	0:08.528	0:50.831 26.0   24.8	0:49.015 25.0   23.9	<u>0:51.639</u> 27.5   24.0	0:49.696 24.8   24.8	40
5	57	Toomas HEIKKINEN EKS	FIN Audi S1	3:30.286 4/1 R4	0:05.283	0:08.297	<u>0:53.479</u> 28.4   25.0	0:49.293 24.8   24.4	0:49.629 25.3   24.2	0:49.588 25.1   24.4	39
6	96	Kevin ERIKSSON MJP Racing Team Austria	SWE Ford Fiesta	3:31.139 4/1 R4	0:06.136	0:08.455	0:51.371 26.7   24.6	<u>0:52.311</u> 27.9   24.3	0:49.579 25.1   24.4	0:49.423 25.1   24.2	38
7	44	Timo SCHEIDER MJP Racing Team Austria	DEU Ford Fiesta	3:32.663 4/1 R2	0:07.660	0:08.453	0:51.147 26.0   25.0	0:50.167 25.3   24.8	0:50.097 25.6   24.4	<u>0:52.799</u> 27.8   24.9	37
8	71	Kevin HANSEN Team Peugeot-Hansen	SWE Peugeot 208	3:33.317 4/1 R2	0:08.314	0:08.453	0:51.604 26.6   25.0	0:50.157 25.4   24.7	<u>0:52.537</u> 27.8   24.7	0:50.566 25.3   25.2	36
9	7	Timur TIMERZYANOV Team Stard	RUS Ford Fiesta	3:33.768 4/1 R1	0:08.765	0:08.476	0:51.282 25.7   25.4	0:50.386 25.5   24.7	0:50.458 25.2   25.2	<u>0:53.166</u> 28.0   25.1	35
10	6	Janis BAUMANIS Team Stard	LVA Ford Fiesta	3:34.602 4/1 R3	0:09.599	0:08.541	0:52.654 26.4   26.1	0:50.329 25.2   25.0	<u>0:52.622</u> 28.0   24.6	0:50.456 25.4   24.9	34
11	68	Niclas GRÖNHOLM GRX	FIN Ford Fiesta	3:34.620 4/1 R2	0:09.617	0:09.087	0:52.581 27.2   25.3	0:50.013 25.2   24.7	0:49.869 25.1   24.7	<u>0:53.070</u> 28.2   24.7	33
12	100	Guy WILKS Loco World RX Team	GBR Volkswagen Polo	3:36.608 4/1 R2	0:11.605	0:08.417	<u>0:55.641</u> 30.1   25.4	0:51.162 26.1   24.9	0:50.944 25.7   25.1	0:50.444 25.4   24.9	32
13	77	René MUENNICH ALL-INKL.COM Muennich Motorsport	DEU Citroën DS3	3:38.588 4/1 R1	0:13.585	0:08.731	0:52.292 26.4   25.7	0:52.206 26.4   25.7	<u>0:54.238</u> 28.7   25.4	0:51.121 25.9   25.1	31
14	87	Jean-Baptiste DUBOURG DA Racing	FRA Peugeot 208	3:39.393 4/1 R2	0:14.390	0:08.880	0:52.439 26.9   25.4	<u>0:54.818</u> 29.3   25.5	0:51.119 25.6   25.4	0:52.137 26.0   26.1	30
15	9	Sébastien LOEB Team Peugeot-Hansen	FRA Peugeot 208	3:42.024 4/1 R3	0:17.021	0:08.553	<u>1:05.135</u> 28.6   36.4	0:50.012 25.2   24.7	0:49.046 24.5   24.4	0:49.278 24.9   24.3	29
16	10	"CSUCSU" Speedy Motorsport	HUN Kia Rio	3:42.251 4/1 R1	0:17.248	0:09.016	<u>0:56.373</u> 30.6   25.7	0:52.737 26.9   25.7	0:51.737 26.3   25.3	0:52.388 26.7   25.6	28
17	15	Reinis NITISS EKS	LVA Audi S1	3:44.593 4/1 R1	0:19.590	0:09.985	0:53.560 27.0   26.4	0:52.533 26.2   26.3	0:53.063 26.4   26.6	<u>0:55.452</u> 28.9   26.4	27
18	21	Timmy HANSEN Team Peugeot-Hansen	SWE Peugeot 208	3:50.598 4/1 R3	0:25.595	0:08.984	<u>1:02.649</u> 35.1   27.5	0:53.273 26.7   26.4	0:52.867 26.9   25.9	0:52.825 26.9   25.8	26
19	66	Grégoire DEMOUSTIER DA Racing	BEL Peugeot 208	3:56.051 4/1 R1	0:31.048	0:08.721	1:03.098 36.0   27.0	0:53.542 27.1   26.3	0:53.782 27.1   26.6	<u>0:56.908</u> 30.5   26.3	25
20	13	Andreas BAKKERUD Hoonigan Racing Division	NOR Ford Focus RS	4:06.879 4/1 R3	0:41.876	0:08.517	1:13.385 25.6   47.7	0:54.132 27.1   26.9	0:53.788 26.7   26.9	<u>0:57.057</u> 29.9   27.1	24

These results are provisional until the conclusion of any judicial and technical inquiries.

Trois-Rivières (1370m/1455m)

Published at...	Clerk of the Course Jacques VEILLEUX <i>Jacques Veilleux</i>	Timekeeper Peter MAJOSHAZI <i>MS</i>	
-----------------	---	---	--

Printed: 8/5/2017 5:54:25 PM

Page 1 of 1

**Supercar**

SC - 08



**Result after Q 2**

Pos.	No.	Driver Competitor/Entrant	Nat. Car Ch.	Q1	Q2	Q3	Q4	Q Sum	Int. Pt.	SF1	SF2	Final	Ch. Pt.	Ch Sum
1	3	Johan KRISTOFFERSSON PSRX Volkswagen Sweden	SWE Volkswagen Polo GTI	45 (2.) 3:38.046	50 (1.) 3:25.003			95						
2	57	Toomas HEIKKINEN EKS	FIN Audi S1	50 (1.) 3:37.971	39 (5.) 3:30.286			89						
3	11	Petter SOLBERG PSRX Volkswagen Sweden	NOR Volkswagen Polo GTI	38 (6.) 3:40.801	45 (2.) 3:25.415			83						
4	1	Mattias EKSTRÖM EKS	SWE Audi S1	40 (4.) 3:39.983	42 (3.) 3:28.089			82						
5	96	Kevin ERIKSSON MJP Racing Team Austria	SWE Ford Fiesta	42 (3.) 3:38.780	38 (6.) 3:31.139			80						
6	43	Ken BLOCK Hoonigan Racing Division	USA Ford Focus RS	39 (5.) 3:40.424	40 (4.) 3:29.709			79						
7	44	Timo SCHEIDER MJP Racing Team Austria	DEU Ford Fiesta	33 (11.) 3:43.942	37 (7.) 3:32.663			70						
8	6	Janis BAUMANIS Team Stard	LVA Ford Fiesta	35 (9.) 3:41.952	34 (10.) 3:34.602			69						
9	71	Kevin HANSEN Team Peugeot-Hansen	SWE Peugeot 208	31 (13.) 3:45.310	36 (8.) 3:33.317			67						
10	68	Niclas GRÖNHOLM GRX	FIN Ford Fiesta	32 (12.) 3:44.875	33 (11.) 3:34.620			65						
11	9	Sébastien LOEB Team Peugeot-Hansen	FRA Peugeot 208	34 (10.) 3:42.734	29 (15.) 3:42.024			63						
12	7	Timur TIMERZYANOV Team Stard	RUS Ford Fiesta	27 (17.) 3:52.648	35 (9.) 3:33.768			62						
13	100	Guy WILKS Loco World RX Team	GBR Volkswagen Polo	30 (14.) 3:45.751	32 (12.) 3:36.608			62						
14	21	Timmy HANSEN Team Peugeot-Hansen	SWE Peugeot 208	36 (8.) 3:41.238	26 (18.) 3:50.598			62						
15	13	Andreas BAKKERUD Hoonigan Racing Division	NOR Ford Focus RS	37 (7.) 3:41.235	24 (20.) 4:06.879			61						
16	77	René MUENNICH ALL-INKL.COM Muennich Motorsport	DEU Citroën DS3	28 (16.) 3:50.563	31 (13.) 3:38.588			59						
17	87	Jean-Baptiste DUBOURG DA Racing	FRA Peugeot 208	29 (15.) 3:49.877	30 (14.) 3:39.393			59						
18	10	"CSUCSU" Speedy Motorsport	HUN Kia Rio	26 (18.) 3:54.692	28 (16.) 3:42.251			54						
19	15	Reinis NITISS EKS	LVA Audi S1	24 (20.) 4:15.491	27 (17.) 3:44.593			51						
20	66	Grégoire DEMOUSTIER DA Racing	BEL Peugeot 208	25 (19.) 3:58.109	25 (19.) 3:56.051			50						

**20 drivers**

These results are provisional until the conclusion of any judicial and technical inquiries.

Trois-Rivières (1370m/1455m)

Published at...	Clerk of the Course Jacques VEILLÉUX	Timekeeper Peter MAJOSHAZI		
-----------------	---	-------------------------------	---	---

Printed: 8/5/2017 5:58:04 PM

Page 1 of 1



Supercar

SC - 10

Warm-up

Ranking

Pos.	No.	Driver	Competitor/Entrant	Nat.	Car	Best lap	Diff	Laps
1	11	Petter SOLBERG	PSRX Volkswagen Sweden	NOR	Volkswagen Polo GTI	0:50.321		2
2	43	Ken BLOCK	Hoonigan Racing Division	USA	Ford Focus RS	0:50.855	0:00.534	2
3	3	Johan KRISTOFFERSSON	PSRX Volkswagen Sweden	SWE	Volkswagen Polo GTI	0:51.046	0:00.725	2
4	9	Sébastien LOEB	Team Peugeot-Hansen	FRA	Peugeot 208	0:51.201	0:00.880	2
5	7	Timur TIMERZYANOV	Team Stard	RUS	Ford Fiesta	0:51.288	0:00.967	2
6	13	Andreas BAKKERUD	Hoonigan Racing Division	NOR	Ford Focus RS	0:51.713	0:01.392	2
7	1	Mattias EKSTRÖM	EKS	SWE	Audi S1	0:51.768	0:01.447	2
8	96	Kevin ERIKSSON	MJP Racing Team Austria	SWE	Ford Fiesta	0:52.022	0:01.701	2
9	57	Toomas HEIKKINEN	EKS	FIN	Audi S1	0:52.119	0:01.798	2
10	21	Timmy HANSEN	Team Peugeot-Hansen	SWE	Peugeot 208	0:52.343	0:02.022	2
11	44	Timo SCHEIDER	MJP Racing Team Austria	DEU	Ford Fiesta	0:52.440	0:02.119	2
12	77	René MUENNICH	ALL-INKL.COM Muennich Motorsport	DEU	Citroën DS3	0:52.498	0:02.177	2
13	6	Janis BAUMANIS	Team Stard	LVA	Ford Fiesta	0:52.612	0:02.291	2
14	15	Reinis NITISS	EKS	LVA	Audi S1	0:52.742	0:02.421	2
15	10	"CSUCSU"	Speedy Motorsport	HUN	Kia Rio	0:53.641	0:03.320	2
16	87	Jean-Baptiste DUBOURG	DA Racing	FRA	Peugeot 208	0:53.758	0:03.437	2
17	100	Guy WILKS	Loco World RX Team	GBR	Volkswagen Polo	0:53.976	0:03.655	2
18	71	Kevin HANSEN	Team Peugeot-Hansen	SWE	Peugeot 208	0:54.512	0:04.191	2
19	66	Grégoire DEMOUSTIER	DA Racing	BEL	Peugeot 208	0:54.928	0:04.607	2
DNS	68	Niclas GRÖNHOLM	GRX	FIN	Ford Fiesta	-	-	0

Total:20 Drivers included DNS: 1 ,DNF: 0 , EXC: 0

These results are provisional until the conclusion of any judicial and technical inquiries.

Trois-Rivières (1370m/1455m)

Published at...	Clerk of the Course Jacques VEILLEUX	Timekeeper Peter MAJOSHAZI	
-----------------	---	-------------------------------	--

Supercar

SC - 10

Warm-up

Lap Times

<b>1.</b>	<b>11</b>	<b>Petter SOLBERG</b>	<b>NOR</b>	<b>Volkswagen Polo GTI</b>
Lap	Laptime	Sector 1	Sector 2	Time of day
1.	00:53.454	28.0	25.3	08:31:21.956
2.	00:50.321	25.3	24.9	08:32:12.277
<b>2.</b>	<b>43</b>	<b>Ken BLOCK</b>	<b>USA</b>	<b>Ford Focus RS</b>
Lap	Laptime	Sector 1	Sector 2	Time of day
1.	00:54.540	29.1	25.4	08:39:23.595
2.	00:50.855	26.1	24.7	08:40:14.450
<b>3.</b>	<b>3</b>	<b>Johan KRISTOFFERSSON</b>	<b>SWE</b>	<b>Volkswagen Polo GTI</b>
Lap	Laptime	Sector 1	Sector 2	Time of day
1.	00:54.848	28.8	26.0	08:31:16.654
2.	00:51.046	25.5	25.4	08:32:07.700
<b>4.</b>	<b>9</b>	<b>Sébastien LOEB</b>	<b>FRA</b>	<b>Peugeot 208</b>
Lap	Laptime	Sector 1	Sector 2	Time of day
1.	00:55.019	29.1	25.8	08:35:41.588
2.	00:51.201	25.6	25.5	08:36:32.789
<b>5.</b>	<b>7</b>	<b>Timur TIMERZYANOV</b>	<b>RUS</b>	<b>Ford Fiesta</b>
Lap	Laptime	Sector 1	Sector 2	Time of day
1.	00:56.138	30.0	26.0	08:39:29.919
2.	00:51.288	25.9	25.3	08:40:21.207
<b>6.</b>	<b>13</b>	<b>Andreas BAKKERUD</b>	<b>NOR</b>	<b>Ford Focus RS</b>
Lap	Laptime	Sector 1	Sector 2	Time of day
1.	00:57.499	28.3	29.1	08:35:34.911
2.	00:51.713	25.8	25.8	08:36:26.624
<b>7.</b>	<b>1</b>	<b>Mattias EKSTRÖM</b>	<b>SWE</b>	<b>Audi S1</b>
Lap	Laptime	Sector 1	Sector 2	Time of day
1.	00:54.745	28.9	25.7	08:31:29.587
2.	00:51.768	26.0	25.6	08:32:21.355
<b>8.</b>	<b>96</b>	<b>Kevin ERIKSSON</b>	<b>SWE</b>	<b>Ford Fiesta</b>
Lap	Laptime	Sector 1	Sector 2	Time of day
1.	00:53.708	26.9	26.7	08:39:15.588
2.	00:52.022	26.0	25.9	08:40:07.610
<b>9.</b>	<b>57</b>	<b>Toomas HEIKKINEN</b>	<b>FIN</b>	<b>Audi S1</b>
Lap	Laptime	Sector 1	Sector 2	Time of day
1.	00:52.119	26.1	25.9	08:39:35.702
2.	00:53.498	28.0	25.4	08:40:29.200
<b>10.</b>	<b>21</b>	<b>Timmy HANSEN</b>	<b>SWE</b>	<b>Peugeot 208</b>
Lap	Laptime	Sector 1	Sector 2	Time of day
1.	00:53.024	26.5	26.4	08:31:38.424
2.	00:52.343	26.2	26.0	08:32:30.767
<b>11.</b>	<b>44</b>	<b>Timo SCHEIDER</b>	<b>DEU</b>	<b>Ford Fiesta</b>

These results are provisional until the conclusion of any judicial and technical inquiries.

Trois-Rivières (1370m/1455m)

Published at...	Clerk of the Course Jacques VEILLEUX	Timekeeper Peter MAJOSHAZI	
-----------------	---	-------------------------------	--

Supercar

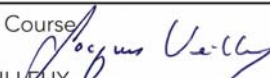


SC - 10

Warm-up

Lap	Laptime	Sector 1	Sector 2	Time of day
1.	00:52.940	26.5	26.3	08:35:45.937
2.	00:52.440	26.3	26.1	08:36:38.377
<b>12. 77 René MUENNICH DEU Citroën DS3</b>				
Lap	Laptime	Sector 1	Sector 2	Time of day
1.	00:56.090	28.8	27.2	08:39:44.651
2.	00:52.498	26.7	25.7	08:40:37.149
<b>13. 6 Janis BAUMANIS LVA Ford Fiesta</b>				
Lap	Laptime	Sector 1	Sector 2	Time of day
1.	00:53.891	27.3	26.5	08:35:53.603
2.	00:52.612	26.4	26.1	08:36:46.215
<b>14. 15 Reinis NITISS LVA Audi S1</b>				
Lap	Laptime	Sector 1	Sector 2	Time of day
1.	00:56.676	30.1	26.5	08:31:54.835
2.	00:52.742	26.7	25.9	08:32:47.577
<b>15. 10 "CSUCSU" HUN Kia Rio</b>				
Lap	Laptime	Sector 1	Sector 2	Time of day
1.	00:57.703	30.8	26.8	08:31:50.892
2.	00:53.641	27.3	26.3	08:32:44.533
<b>16. 87 Jean-Baptiste DUBOURG FRA Peugeot 208</b>				
Lap	Laptime	Sector 1	Sector 2	Time of day
1.	00:56.127	29.3	26.7	08:35:37.352
2.	00:53.758	27.4	26.3	08:36:31.110
<b>17. 100 Guy WILKS GBR Volkswagen Polo</b>				
Lap	Laptime	Sector 1	Sector 2	Time of day
1.	00:53.976	28.1	25.8	08:35:58.590
2.	00:55.628	29.7	25.9	08:36:54.218
<b>18. 71 Kevin HANSEN SWE Peugeot 208</b>				
Lap	Laptime	Sector 1	Sector 2	Time of day
1.	00:55.850	29.4	26.4	08:31:34.932
2.	00:54.512	26.3	28.1	08:32:29.444
<b>19. 66 Grégoire DEMOUSTIER BEL Peugeot 208</b>				
Lap	Laptime	Sector 1	Sector 2	Time of day
1.	00:59.318	31.5	27.7	08:35:31.717
2.	00:54.928	27.9	26.9	08:36:26.645
<b>DNS 68 Niclas GRÖNHOLM FIN Ford Fiesta</b>				

These results are provisional until the conclusion of any judicial and technical inquiries.

Trois-Rivières (1370m/1455m)

Published at...	Clerk of the Course Jacques VEILLEUX 	Timekeeper Peter MAJOSHAZI 	
-----------------	---	---	---

Supercar

SC - 09

Provisional Grid Sheet for Q 3 (Right Pole)

P5	P4	P3	P2	POLE
<b>Race 1</b>				
13	66	21	15	10
<b>Race 2</b>				
9	87	77	100	68
<b>Race 3</b>				
6	7	71	44	96
<b>Race 4</b>				
57	43	1	11	3

R1

R2

R3

R4

10	"CSUCSU"	HUN
15	Reinis NITISS	LVA
21	Timmy HANSEN	SWE
66	Grégoire DEMOUSTIER	BEL
13	Andreas BAKKERUD	NOR
68	Niclas GRÖNHOLM	FIN
100	Guy WILKS	GBR
77	René MUENNICH	DEU
87	Jean-Baptiste DUBOURG	FRA
9	Sébastien LOEB	FRA
96	Kevin ERIKSSON	SWE
44	Timo SCHEIDER	DEU
71	Kevin HANSEN	SWE
7	Timur TIMERZYANOV	RUS
6	Janis BAUMANIS	LVA
3	Johan KRISTOFFERSSON	SWE
11	Petter SOLBERG	NOR
1	Mattias EKSTRÖM	SWE
43	Ken BLOCK	USA
57	Toomas HEIKKINEN	FIN

These results are provisional until the conclusion of any judicial and technical inquiries.

Trois-Rivières (1370m/1455m)

Published at...	Clerk of the Course Jacques VEILLEUX	Timekeeper Peter MAJOSHAZI	
-----------------	---	-------------------------------	--

Supercar


SC - 11

Result of Q 3

Pos.	No.	Driver Competitor/Entrant	Nat./Car	Total Tm Laps/Jok/Race	Gap Penalty	Lap0	Lap1 S1   S2	Lap2 S1   S2	Lap3 S1   S2	Lap4 S1   S2	Pts.
1	11	Petter SOLBERG PSRX Volkswagen Sweden	NOR Volkswagen Polo GTI	3:24.745 4/1 R4	-	0:08.037	0:48.451 24.7   23.7	0:48.128 24.4   23.6	0:49.165 24.2   24.8	<u>0:50.964</u> 26.9   24.0	50
2	3	Johan KRISTOFFERSSON PSRX Volkswagen Sweden	SWE Volkswagen Polo GTI	3:25.587 4/1 R4	0:00.842 -	0:08.325	0:49.365 25.2   24.1	0:48.009 24.3   23.7	0:48.579 24.3   24.2	<u>0:51.309</u> 27.2   24.0	45
3	1	Mattias EKSTRÖM EKS	SWE Audi S1	3:26.730 4/1 R4	0:01.985 -	0:08.302	0:50.448 26.2   24.1	0:48.588 24.7   23.8	0:48.312 24.4   23.9	<u>0:51.080</u> 27.1   23.9	42
4	9	Sébastien LOEB Team Peugeot-Hansen	FRA Peugeot 208	3:27.437 4/1 R2	0:02.692 -	0:08.523	0:49.876 25.1   24.6	0:48.669 24.6   24.0	0:48.820 24.7   24.1	<u>0:51.549</u> 27.2   24.2	40
5	96	Kevin ERIKSSON MJP Racing Team Austria	SWE Ford Fiesta	3:28.256 4/1 R3	0:03.511 -	0:08.464	0:50.032 25.5   24.4	0:49.202 24.9   24.2	0:48.892 24.7   24.1	<u>0:51.666</u> 27.3   24.3	39
6	57	Toomas HEIKKINEN EKS	FIN Audi S1	3:28.376 4/1 R4	0:03.631 -	0:08.346	<u>0:52.621</u> 28.0   24.5	0:49.274 24.8   24.3	0:48.989 24.6   24.3	0:49.146 24.8   24.3	38
7	43	Ken BLOCK Hoonigan Racing Division	USA Ford Focus RS	3:29.070 4/1 R4	0:04.325 -	0:08.358	<u>0:53.055</u> 28.6   24.3	0:49.250 25.2   23.9	0:49.217 25.0   24.1	0:49.190 25.0   24.1	37
8	6	Janis BAUMANIS Team Stard	LVA Ford Fiesta	3:30.706 4/1 R3	0:05.961 -	0:08.547	0:50.843 26.1   24.7	0:49.688 25.0   24.6	0:49.191 25.1   24.0	<u>0:52.437</u> 27.7   24.7	36
9	15	Reinis NITISS EKS	LVA Audi S1	3:31.118 4/1 R1	0:06.373 -	0:08.391	0:50.655 25.7   24.9	0:49.846 25.2   24.5	0:49.579 25.1   24.4	<u>0:52.647</u> 27.8   24.8	35
10	7	Timur TIMERZYANOV Team Stard	RUS Ford Fiesta	3:31.134 4/1 R3	0:06.389 -	0:08.464	<u>0:53.484</u> 28.9   24.5	0:49.742 25.2   24.4	0:49.324 24.9   24.3	0:50.120 25.2   24.8	34
11	71	Kevin HANSEN Team Peugeot-Hansen	SWE Peugeot 208	3:31.687 4/1 R3	0:06.942 -	0:08.475	0:52.162 27.1   24.9	0:49.527 24.9   24.5	0:49.244 24.8   24.3	<u>0:52.279</u> 27.4   24.8	33
12	13	Andreas BAKKERUD Hoonigan Racing Division	NOR Ford Focus RS	3:31.700 4/1 R1	0:06.955 -	0:08.459	0:50.838 26.0   24.7	0:50.297 25.4   24.8	<u>0:52.346</u> 27.6   24.6	0:49.760 24.9   24.8	32
13	44	Timo SCHEIDER MJP Racing Team Austria	DEU Ford Fiesta	3:32.112 4/1 R3	0:07.367 -	0:08.482	0:51.418 26.7   24.6	0:49.611 25.1   24.4	<u>0:52.278</u> 27.9   24.3	0:50.323 25.4   24.8	31
14	21	Timmy HANSEN Team Peugeot-Hansen	SWE Peugeot 208	3:33.478 4/1 R1	0:08.733 -	0:08.383	0:51.043 26.5   24.5	<u>0:52.573</u> 27.8   24.7	0:50.800 25.5   25.2	0:50.679 25.2   25.4	30
15	100	Guy WILKS Loco World RX Team	GBR Volkswagen Polo	3:34.032 4/1 R2	0:09.287 -	0:08.474	0:50.967 26.3   24.6	0:51.442 25.5   25.8	<u>0:52.672</u> 27.8   24.7	0:50.477 25.3   25.1	29
16	77	René MUENNICH ALL-INKL.COM Muennich Motorsport	DEU Citroën DS3	3:34.724 4/1 R2	0:09.979 -	0:08.731	<u>0:54.055</u> 29.2   24.8	0:50.628 25.4   25.1	0:50.643 25.7   24.8	0:50.667 25.7   24.9	28
17	87	Jean-Baptiste DUBOURG DA Racing	FRA Peugeot 208	3:35.500 4/1 R2	0:10.755 -	0:08.803	0:51.905 27.0   24.8	0:50.721 25.7   24.9	0:50.162 25.4   24.7	<u>0:53.909</u> 28.6   25.2	27
18	10	"CSUCSU" Speedy Motorsport	HUN Kia Rio	3:40.290 4/1 R1	0:15.545 -	0:08.667	0:53.753 26.9   26.8	0:51.971 26.3   25.6	<u>0:54.255</u> 28.8   25.4	0:51.644 26.2   25.3	26
19	66	Grégoire DEMOUSTIER DA Racing	BEL Peugeot 208	3:43.350 4/1 R1	0:18.605 -	0:08.907	0:53.956 27.8   26.0	0:52.457 26.8   25.6	0:52.605 26.9   25.6	<u>0:55.425</u> 29.5   25.8	25
DNF	68	Niclas GRÖNHOLM GRX	FIN Ford Fiesta	- 0/0 R2	+4 LAP -	0:21.106					23

These results are provisional until the conclusion of any judicial and technical inquiries.

Trois-Rivières (1370m/1455m)

Published at...	Clerk of the Course Jacques VEILLEUX <i>Jacques Veilleux</i>	Timekeeper Peter MAJOSHAZI <i>MSA</i>	
-----------------	---	--	---

Printed: 8/6/2017 10:37:43 AM

Page 1 of 1



Supercar

SC - 12


Result after Q 3

Pos.	No.	Driver Competitor/Entrant	Nat. Car Ch.	Q1	Q2	Q3	Q4	Q Sum	Int. Pt.	SF1	SF2	Final	Ch. Pt.	Ch Sum
1	3	Johan KRISTOFFERSSON PSRX Volkswagen Sweden	SWE Volkswagen Polo GTI	45 (2.) 3:38.046	50 (1.) 3:25.003	45 (2.) 3:25.587		140						
2	11	Petter SOLBERG PSRX Volkswagen Sweden	NOR Volkswagen Polo GTI	38 (6.) 3:40.801	45 (2.) 3:25.415	50 (1.) 3:24.745		133						
3	57	Toomas HEIKKINEN EKS	FIN Audi S1	50 (1.) 3:37.971	39 (5.) 3:30.286	38 (6.) 3:28.376		127						
4	1	Mattias EKSTRÖM EKS	SWE Audi S1	40 (4.) 3:39.983	42 (3.) 3:28.089	42 (3.) 3:26.730		124						
5	96	Kevin ERIKSSON MJP Racing Team Austria	SWE Ford Fiesta	42 (3.) 3:38.780	38 (6.) 3:31.139	39 (5.) 3:28.256		119						
6	43	Ken BLOCK Hoonigan Racing Division	USA Ford Focus RS	39 (5.) 3:40.424	40 (4.) 3:29.709	37 (7.) 3:29.070		116						
7	6	Janis BAUMANIS Team Stard	LVA Ford Fiesta	35 (9.) 3:41.952	34 (10.) 3:34.602	36 (8.) 3:30.706		105						
8	9	Sébastien LOEB Team Peugeot-Hansen	FRA Peugeot 208	34 (10.) 3:42.734	29 (15.) 3:42.024	40 (4.) 3:27.437		103						
9	44	Timo SCHEIDER MJP Racing Team Austria	DEU Ford Fiesta	33 (11.) 3:43.942	37 (7.) 3:32.663	31 (13.) 3:32.112		101						
10	71	Kevin HANSEN Team Peugeot-Hansen	SWE Peugeot 208	31 (13.) 3:45.310	36 (8.) 3:33.317	33 (11.) 3:31.687		100						
11	7	Timur TIMERZYANOV Team Stard	RUS Ford Fiesta	27 (17.) 3:52.648	35 (9.) 3:33.768	34 (10.) 3:31.134		96						
12	13	Andreas BAKKERUD Hoonigan Racing Division	NOR Ford Focus RS	37 (7.) 3:41.235	24 (20.) 4:06.879	32 (12.) 3:31.700		93						
13	21	Timmy HANSEN Team Peugeot-Hansen	SWE Peugeot 208	36 (8.) 3:41.238	26 (18.) 3:50.598	30 (14.) 3:33.478		92						
14	100	Guy WILKS Loco World RX Team	GBR Volkswagen Polo	30 (14.) 3:45.751	32 (12.) 3:36.608	29 (15.) 3:34.032		91						
15	68	Niclas GRÖNHOLM GRX	FIN Ford Fiesta	32 (12.) 3:44.875	33 (11.) 3:34.620	23 (20.) DNF		88						
16	77	René MUENNICH ALL-INKL.COM Muennich Motorsport	DEU Citroën DS3	28 (16.) 3:50.563	31 (13.) 3:38.588	28 (16.) 3:34.724		87						
17	15	Reinis NITISS EKS	LVA Audi S1	24 (20.) 4:15.491	27 (17.) 3:44.593	35 (9.) 3:31.118		86						
18	87	Jean-Baptiste DUBOURG DA Racing	FRA Peugeot 208	29 (15.) 3:49.877	30 (14.) 3:39.393	27 (17.) 3:35.500		86						
19	10	"CSUCSU" Speedy Motorsport	HUN Kia Rio	26 (18.) 3:54.692	28 (16.) 3:42.251	26 (18.) 3:40.290		80						
20	66	Grégoire DEMOUSTIER DA Racing	BEL Peugeot 208	25 (19.) 3:58.109	25 (19.) 3:56.051	25 (19.) 3:43.350		75						

20 drivers

These results are provisional until the conclusion of any judicial and technical inquiries.

Trois-Rivières (1370m/1455m)

Published at...	Clerk of the Course Jacques VEILLÉZUX	Timekeeper Peter MAJOSHAZI	
-----------------	--	-------------------------------	---

Printed: 8/6/2017 10:41:05 AM

Page 1 of 1



Supercar

SC - 13

Provisional Grid Sheet for Q 4 (Right Pole)

P5	P4	P3	P2	POLE
<b>Race 1</b>				
68	66	10	87	77
<b>Race 2</b>				
100	21	44	13	71
<b>Race 3</b>				
7	15	6	43	57
<b>Race 4</b>				
96	9	1	3	11

R1

R2

R3

R4

77	René MUENNICH	DEU
87	Jean-Baptiste DUBOURG	FRA
10	"CSUCSU"	HUN
66	Grégoire DEMOUSTIER	BEL
68	Niclas GRÖNHOLM	FIN
71	Kevin HANSEN	SWE
13	Andreas BAKKERUD	NOR
44	Timo SCHEIDER	DEU
21	Timmy HANSEN	SWE
100	Guy WILKS	GBR
57	Toomas HEIKKINEN	FIN
43	Ken BLOCK	USA
6	Janis BAUMANIS	LVA
15	Reinis NITISS	LVA
7	Timur TIMERZYANOV	RUS
11	Petter SOLBERG	NOR
3	Johan KRISTOFFERSSON	SWE
1	Mattias EKSTRÖM	SWE
9	Sébastien LOEB	FRA
96	Kevin ERIKSSON	SWE

These results are provisional until the conclusion of any judicial and technical inquiries.

Trois-Rivières (1370m/1455m)

Published at...	Clerk of the Course Jacques VEILLEUX <i>Jacques Veilleux</i>	Timekeeper Peter MAJOSHAZI <i>MS</i>	
-----------------	---	---	--

Supercar

SC - 14

Result of Q 4

Pos.	No.	Driver Competitor/Entrant	Nat./Car	Total Tm Laps/Jok/Race	Gap Penalty	Lap0	Lap1 S1   S2	Lap2 S1   S2	Lap3 S1   S2	Lap4 S1   S2	Pts.
1	3	Johan KRISTOFFERSSON PSRX Volkswagen Sweden	SWE Volkswagen Polo GTI	<b>3:24.933</b> 4/1 R4	-	0:08.220	0:48.696 24.9   23.7	0:48.616 24.8   23.7	0:48.149 24.5   23.5	<u>0:51.252</u> 27.4   23.8	50
2	1	Mattias EKSTRÖM EKS	SWE Audi S1	<b>3:26.538</b> 4/1 R4	0:01.605	0:08.213	0:49.651 25.4   24.2	0:48.847 24.7   24.1	<u>0:51.088</u> 27.1   23.9	0:48.739 24.5   24.1	45
3	21	Timmy HANSEN Team Peugeot-Hansen	SWE Peugeot 208	<b>3:26.884</b> 4/1 R2	0:01.951	0:08.281	0:49.718 25.6   24.1	0:49.036 24.7   24.2	0:48.494 24.4   24.0	<u>0:51.355</u> 27.3   23.9	42
4	9	Sébastien LOEB Team Peugeot-Hansen	FRA Peugeot 208	<b>3:27.231</b> 4/1 R4	0:02.298	0:08.258	<u>0:52.348</u> 28.4   23.8	0:48.672 24.5   24.0	0:49.087 24.8   24.2	0:48.866 24.6   24.1	40
5	11	Petter SOLBERG PSRX Volkswagen Sweden	NOR Volkswagen Polo GTI	<b>3:27.579</b> 4/1 R4	0:02.646	0:08.234	0:50.031 25.9   24.0	<u>0:51.244</u> 27.4   23.8	0:49.092 24.8   24.2	0:48.978 24.7   24.1	39
6	13	Andreas BAKKERUD Hoonigan Racing Division	NOR Ford Focus RS	<b>3:27.901</b> 4/1 R2	0:02.968	0:08.411	0:50.200 25.9   24.2	0:49.042 27.2   24.3	<u>0:51.466</u> 27.0   24.4	0:48.782 24.5   24.2	38
7	7	Timur TIMERZYANOV Team Stard	RUS Ford Fiesta	<b>3:29.167</b> 4/1 R3	0:04.234	0:08.436	<u>0:53.014</u> 28.7   24.2	0:49.292 24.7   24.5	0:48.879 24.7   24.1	0:49.546 25.0   24.5	37
8	6	Janis BAUMANIS Team Stard	LVA Ford Fiesta	<b>3:29.802</b> 4/1 R3	0:04.869	0:08.547	0:50.453 26.0   24.3	0:49.374 25.2   24.1	0:49.219 25.1   24.0	<u>0:52.209</u> 27.6   24.5	36
9	68	Niclas GRÖNHOLM GRX	FIN Ford Fiesta	<b>3:30.047</b> 4/1 R1	0:05.114	0:08.695	0:50.149 25.4   24.6	0:49.451 25.0   24.4	0:49.470 25.0   24.3	<u>0:52.282</u> 27.6   24.6	35
10	57	Toomas HEIKKINEN EKS	FIN Audi S1	<b>3:30.253</b> 4/1 R3	0:05.320	0:08.321	0:51.144 26.8   24.2	0:49.386 25.1   24.2	<u>0:51.919</u> 27.4   24.4	0:49.483 24.9   24.5	34
11	71	Kevin HANSEN Team Peugeot-Hansen	SWE Peugeot 208	<b>3:30.292</b> 4/1 R2	0:05.359	0:08.430	0:50.863 26.3   24.5	<u>0:51.898</u> 27.2   24.6	0:49.551 25.0   24.5	0:49.550 24.9   24.5	33
12	44	Timo SCHEIDER MJP Racing Team Austria	DEU Ford Fiesta	<b>3:30.843</b> 4/1 R2	0:05.910	0:08.417	<u>0:53.487</u> 29.0   24.4	0:49.614 25.0   24.5	0:49.552 25.1   24.4	0:49.773 25.3   24.3	32
13	15	Reinis NITISS EKS	LVA Audi S1	<b>3:30.882</b> 4/1 R3	0:05.949	0:08.375	0:51.520 27.4   24.1	0:49.719 25.3   24.3	<u>0:51.677</u> 27.5   24.1	0:49.591 25.0   24.5	31
14	100	Guy WILKS Loco World RX Team	GBR Volkswagen Polo	<b>3:32.868</b> 4/1 R2	0:07.935	0:08.486	<u>0:54.165</u> 29.5   24.6	0:50.622 25.7   24.8	0:49.998 25.4   24.5	0:49.597 25.3   24.2	30
15	87	Jean-Baptiste DUBOURG DA Racing	FRA Peugeot 208	<b>3:34.357</b> 4/1 R1	0:09.424	0:08.780	0:51.534 26.6   24.8	0:50.507 25.4   25.0	<u>0:53.058</u> 27.9   25.1	0:50.478 25.4   24.9	29
16	77	René MUENNICH ALL-INKL.COM Muennich Motorsport	DEU Citroën DS3	<b>3:35.743</b> 4/1 R1	0:10.810	0:08.772	<u>0:55.313</u> 30.6   24.7	0:50.839 25.9   24.8	0:50.633 25.9   24.6	0:50.186 25.5   24.6	28
17	96	Kevin ERIKSSON MJP Racing Team Austria	SWE Ford Fiesta	<b>3:37.116</b> 4/1 R4	0:12.183	0:08.519	<u>1:01.066</u> 36.7   24.2	0:49.104 25.0   24.0	0:49.391 25.2   24.1	0:49.036 25.0   24.0	27
18	66	Grégoire DEMOUSTIER DA Racing	BEL Peugeot 208	<b>3:45.990</b> 4/1 R1	0:21.057	0:08.638	0:54.077 28.1   25.9	<u>0:55.039</u> 29.1   25.8	0:53.246 27.1   26.0	0:54.990 28.4   26.4	26
19	43	Ken BLOCK Hoonigan Racing Division	USA Ford Focus RS	<b>4:32.442</b> 4/1 R3	1:07.509	0:08.399	1:09.062 38.3   30.7	1:10.029 29.7   40.3	1:00.256 29.8   30.4	<u>1:04.696</u> 33.8   30.8	25
DNF	10	"CSUCSU" Speedy Motorsport	HUN Kia Rio	- 0/0 R1	+4 LAP	0:08.602					23

These results are provisional until the conclusion of any judicial and technical inquiries.

Trois-Rivières (1370m/1455m)

Published at...	Clerk of the Course Jacques VEILLEUX <i>Jacques Veilleux</i>	Timekeeper Peter MAJOSHAZI <i>MS</i>	
-----------------	---	---	--

Printed: 8/6/2017 12:09:47 PM

Page 1 of 1

**Supercar**

SC - 15

**Intermediate Classification**

Pos.	No.	Driver Competitor/Entrant	Nat.	Car	Q1	Q2	Q3	Q4	Q Sum	Int. Pt.	SF1	SF2	Final	Ch. Pt.
1	3	Johan KRISTOFFERSSON PSRX Volkswagen Sweden	SWE	Volkswagen Polo GTI	45 (2.) 3:38.046	50 (1.) 3:25.003	45 (2.) 3:25.587	50 (1.) 3:24.933	190	16				16
2	11	Petter SOLBERG PSRX Volkswagen Sweden	NOR	Volkswagen Polo GTI	38 (6.) 3:40.801	45 (2.) 3:25.415	50 (1.) 3:24.745	39 (5.) 3:27.579	172	15				15
3	1	Mattias EKSTRÖM EKS	SWE	Audi S1	40 (4.) 3:39.983	42 (3.) 3:28.089	42 (3.) 3:26.730	45 (2.) 3:26.538	169	14				14
4	57	Toomas HEIKKINEN EKS	FIN	Audi S1	50 (1.) 3:37.971	39 (5.) 3:30.286	38 (6.) 3:28.376	34 (10.) 3:30.253	161	13				13
5	96	Kevin ERIKSSON MJP Racing Team Austria	SWE	Ford Fiesta	42 (3.) 3:38.780	38 (6.) 3:31.139	39 (5.) 3:28.256	27 (17.) 3:37.116	146	12				12
6	9	Sébastien LOEB Team Peugeot-Hansen	FRA	Peugeot 208	34 (10.) 3:42.734	29 (15.) 3:42.024	40 (4.) 3:27.437	40 (4.) 3:27.231	143	11				11
7	6	Janis BAUMANIS Team Stard	LVA	Ford Fiesta	35 (9.) 3:41.952	34 (10.) 3:34.602	36 (8.) 3:30.706	36 (8.) 3:29.802	141	10				10
8	43	Ken BLOCK Hoonigan Racing Division	USA	Ford Focus RS	39 (5.) 3:40.424	40 (4.) 3:29.709	37 (7.) 3:29.070	25 (19.) 4:32.442	141	9				9
9	21	Timmy HANSEN Team Peugeot-Hansen	SWE	Peugeot 208	36 (8.) 3:41.238	26 (18.) 3:50.598	30 (14.) 3:33.478	42 (3.) 3:26.884	134	8				8
10	7	Timur TIMERZYANOV Team Stard	RUS	Ford Fiesta	27 (17.) 3:52.648	35 (9.) 3:33.768	34 (10.) 3:31.134	37 (7.) 3:29.167	133	7				7
11	71	Kevin HANSEN Team Peugeot-Hansen	SWE	Peugeot 208	31 (13.) 3:45.310	36 (8.) 3:33.317	33 (11.) 3:31.687	33 (11.) 3:30.292	133	6				6
12	44	Timo SCHEIDER MJP Racing Team Austria	DEU	Ford Fiesta	33 (11.) 3:43.942	37 (7.) 3:32.663	31 (13.) 3:32.112	32 (12.) 3:30.843	133	5				5
13	13	Andreas BAKKERUD Hoonigan Racing Division	NOR	Ford Focus RS	37 (7.) 3:41.235	24 (20.) 4:06.879	32 (12.) 3:31.700	38 (6.) 3:27.901	131	4				4
14	68	Niclas GRÖNHOLM GRX	FIN	Ford Fiesta	32 (12.) 3:44.875	33 (11.) 3:34.620	23 (20.) DNF	35 (9.) 3:30.047	123	3				3
15	100	Guy WILKS Loco World RX Team	GBR	Volkswagen Polo	30 (14.) 3:45.751	32 (12.) 3:36.608	29 (15.) 3:34.032	30 (14.) 3:32.868	121	2				2
16	15	Reinis NITISS EKS	LVA	Audi S1	24 (20.) 4:15.491	27 (17.) 3:44.593	35 (9.) 3:31.118	31 (13.) 3:30.882	117	1				1
17	87	Jean-Baptiste DUBOURG DA Racing	FRA	Peugeot 208	29 (15.) 3:49.877	30 (14.) 3:39.393	27 (17.) 3:35.500	29 (15.) 3:34.357	115	0				0
18	77	René MUENNICH ALL-INKL.COM Muennich Motorsport	DEU	Citroën DS3	28 (16.) 3:50.563	31 (13.) 3:38.588	28 (16.) 3:34.724	28 (16.) 3:35.743	115	0				0
19	10	"CSUCSU" Speedy Motorsport	HUN	Kia Rio	26 (18.) 3:54.692	28 (16.) 3:42.251	26 (18.) 3:40.290	23 (20.) DNF	103	0				0
20	66	Grégoire DEMOUSTIER DA Racing	BEL	Peugeot 208	25 (19.) 3:58.109	25 (19.) 3:56.051	25 (19.) 3:43.350	26 (18.) 3:45.990	101	0				0

**20 drivers**

 -  
-

These results are provisional until the conclusion of any judicial and technical inquiries.

Trois-Rivières (1370m/1455m)

Published at...	Clerk of the Course Jacques VEILLEUX	Timekeeper Peter MAJOSHAZI	CHRONOMOTO TIMING
-----------------	---	-------------------------------	----------------------

Printed: 8/6/2017 12:13:11 PM

Page 1 of 1

Supercar

SC - 16

Notional joker time report

Official notional joker time for Semi finals and Final

Supercar + 2.7 seconds

				Best	Joker	Diff
3	Johan KRISTOFFERSSON PSRX Volkswagen Sweden	SWE	Volkswagen Polo GTI	00:00:48.1490	00:00:51.2520	0:03.103
1	Mattias EKSTRÖM EKS	SWE	Audi S1	00:00:48.7390	00:00:51.0880	0:02.349
21	Timmy HANSEN Team Peugeot-Hansen	SWE	Peugeot 208	00:00:48.4940	00:00:51.3550	0:02.861
11	Petter SOLBERG PSRX Volkswagen Sweden	NOR	Volkswagen Polo GTI	00:00:48.9780	00:00:51.2440	0:02.266
13	Andreas BAKKERUD Hoonigan Racing Division	NOR	Ford Focus RS	00:00:48.7820	00:00:51.4660	0:02.684

These results are provisional until the conclusion of any judicial and technical inquiries.

Trois-Rivières (1370m/1455m)

Published at...	Clerk of the Course Jacques VEILLEUX	Timekeeper Peter MAJOSHAZI	
-----------------	---	-------------------------------	--

Supercar

SC - 17

Provisional Grid for Semi-Finals

Semi-Final 1

Row 1

3	Johan KRISTOFFERSSON PSRX Volkswagen Sweden	SWE	Volkswagen Polo GTI Supercar
1	Mattias EKSTRÖM EKS	SWE	Audi S1 Supercar

Sporting Regulation 15.6.4 : If a Driver is unable to take his place in a Semi-Final (i.e. his car is unable to be driven under its own power to the starting grid), he will be substituted by the next qualifier (the highest placed Driver in the intermediate classification not already in the Semi-Finals). Any such substitute(s) will take the last place(s) on the grid with those ahead of them moving up to fill the place left by the non-starter(s).

Row 2

96	Kevin ERIKSSON MJP Racing Team Austria	SWE	Ford Fiesta Supercar
6	Janis BAUMANIS Team Stard	LVA	Ford Fiesta Supercar

Row 3

21	Timmy HANSEN Team Peugeot-Hansen	SWE	Peugeot 208 Supercar
71	Kevin HANSEN Team Peugeot-Hansen	SWE	Peugeot 208 Supercar

Semi-Final 2

Row 1

11	Petter SOLBERG PSRX Volkswagen Sweden	NOR	Volkswagen Polo GTI Supercar
57	Toomas HEIKKINEN EKS	FIN	Audi S1 Supercar

Row 2

9	Sébastien LOEB Team Peugeot-Hansen	FRA	Peugeot 208 Supercar
43	Ken BLOCK Hoonigan Racing Division	USA	Ford Focus RS Supercar

Row 3

7	Timur TIMERZYANOV Team Stard	RUS	Ford Fiesta Supercar
44	Timo SCHEIDER MJP Racing Team Austria	DEU	Ford Fiesta Supercar

Next qualifier (13- )

13	13 Andreas BAKKERUD	NOR
14	68 Niclas GRÖNHOLM	FIN
15	100 Guy WILKS	GBR
16	15 Reinis NITISS	LVA
17	87 Jean-Baptiste DUBOURG	FRA
18	77 René MUENNICH	DEU
19	10 "CSUCSU"	HUN
20	66 Grégoire DEMOUSTIER	BEL

These results are provisional until the conclusion of any judicial and technical inquiries.

Trois-Rivières (1370m/1455m)

Published at...	Clerk of the Course Jacques VEILLEUX	Timekeeper Peter MAJOSHAZI	
-----------------	---	-------------------------------	--

Supercar

SC - 18

Results of Semi-finals

Semi-final 1




Pos. No.	Driver Competitor/Entrant	Nat.	Total Tm L / J	Gap	Lap0	Lap1 s1 s2	Lap 2 s1 s2	Lap3 s1 s2	Lap4 s1 s2	Lap 5 s1 s2	Lap 6 s1 s2	Cp.
1 3	Johan KRISTOFFERSSON PSRX Volkswagen Sweden Volkswagen Polo GTI	SWE	5:05.170 6 / 1		0:08.251	0:48.808 24.6   24.1	0:48.753 24.6   24.1	0:48.898 24.8   24.0	0:49.052 24.6   24.3	0:49.345 24.9   24.4	0:52.063 27.6   24.3	6
2 21	Timmy HANSEN Team Peugeot-Hansen Peugeot 208	SWE	5:08.966 6 / 1	0:03.796	0:08.617	0:52.913 28.2   24.6	0:48.928 24.6   24.2	0:49.649 24.7   24.9	0:49.397 24.9   24.4	0:49.789 25.0   24.6	0:49.673 25.0   24.5	5
3 96	Kevin ERIKSSON MJP Racing Team Austria Ford Fiesta	SWE	5:10.112 6 / 1	0:04.942	0:08.397	0:50.151 25.3   24.7	0:49.335 24.7   24.5	0:53.071 27.8   25.2	0:49.886 24.8   25.0	0:49.798 25.0   24.7	0:49.474 24.8   24.6	4
4 71	Kevin HANSEN Team Peugeot-Hansen Peugeot 208	SWE	5:11.097 6 / 1	0:05.927	0:08.731	0:53.798 28.6   25.1	0:49.709 24.6   25.0	0:50.002 24.9   25.0	0:49.854 24.9   24.8	0:49.709 24.9   24.7	0:49.294 24.9   24.3	3
5 6	Janis BAUMANIS Team Stard Ford Fiesta	LVA	5:14.737 6 / 1	0:09.567	0:08.557	0:50.962 25.8   25.1	0:50.100 25.0   25.0	0:49.541 24.9   24.6	0:50.173 25.2   24.9	0:54.885 28.2   26.6	0:50.519 25.3   25.1	2
6 1	Mattias EKSTRÖM EKS Audi S1	SWE	4:23.241 5 / 1	+1 LAP	0:09.282	0:51.096 26.2   24.8	0:52.328 27.3   24.9	0:49.977 25.0   24.9	0:49.921 24.9   24.9	0:50.637 25.1   25.4		1

Semi-final 2

Pos. No.	Driver Competitor/Entrant	Nat.	Total Tm L / J	Gap	Lap0	Lap1 s1 s2	Lap 2 s1 s2	Lap3 s1 s2	Lap4 s1 s2	Lap5 s1 s2	Lap6 s1 s2	Cp.
1 11	Petter SOLBERG PSRX Volkswagen Sweden Volkswagen Polo GTI	NOR	5:02.028 6 / 1		0:08.208	0:48.698 24.8   23.8	0:48.133 24.3   23.7	0:48.284 24.2   23.9	0:51.144 26.8   24.2	0:48.550 24.4   24.1	0:49.011 24.6   24.3	6
2 57	Toomas HEIKKINEN EKS Audi S1	FIN	5:08.441 6 / 1	0:06.413	0:08.268	0:50.063 25.5   24.5	0:49.173 24.7   24.4	0:49.403 25.0   24.3	0:53.182 27.8   25.3	0:49.097 24.8   24.2	0:49.255 24.9   24.3	5
3 9	Sébastien LOEB Team Peugeot-Hansen Peugeot 208	FRA	5:09.081 6 / 1	0:07.053	0:08.326	0:51.033 26.5   24.5	0:49.454 25.1   24.3	0:51.411 27.1   24.2	0:50.135 24.9   25.2	0:49.633 25.0   24.5	0:49.089 24.5   24.5	4
4 43	Ken BLOCK Hoonigan Racing Division Ford Focus RS	USA	5:15.239 6 / 1	0:13.211	0:08.439	0:53.627 28.8   24.7	0:51.042 25.1   25.9	0:50.191 25.3   24.8	0:50.434 24.8   25.5	0:50.888 26.0   24.8	0:50.618 26.1   24.5	3
5 44	Timo SCHEIDER MJP Racing Team Austria Ford Fiesta	DEU	5:15.933 6 / 1	0:13.905	0:08.665	0:54.978 29.5   25.4	0:50.913 24.8   26.0	0:50.181 25.1   25.0	0:50.034 25.0   24.9	0:50.879 25.4   25.4	0:50.283 25.7   24.5	2
6 7	Timur TIMERZYANOV Team Stard Ford Fiesta	RUS	5:25.315 6 / 1	0:23.287	0:08.541	0:52.096 27.0   25.0	0:49.614 25.0   24.5	0:52.192 27.4   24.7	0:49.481 24.6   24.8	0:50.983 24.7   26.2	1:02.408 29.8   32.5	1

These results are provisional until the conclusion of any judicial and technical inquiries.

Trois-Rivières (1370m/1455m)

Published at...	Clerk of the Course Jacques VEILLEUX 	Timekeeper Peter MAJOSHAZI 	
-----------------	---	---	---



Supercar

SC - 19

Provisional Grid for-Final

Final

Row 1

3	Johan KRISTOFFERSSON PSRX Volkswagen Sweden	SWE	Volkswagen Polo GTI	22
11	Petter SOLBERG PSRX Volkswagen Sweden	NOR	Volkswagen Polo GTI	21

Sporting Regulation 15.6.4 : If a Driver is unable to take his place in the Final (i.e. his car is unable to be driven under its own power to the starting grid), he will be substituted by the next qualifier (the fourth placed Semi-finalist with the highest points score in the Competition who is not already in the Final). Any such substitute(s) will take the last place(s) on the grid with those ahead of them moving up to fill the place left by the non-starter(s). Should neither of the fourth placed Semi-finalists be able to start, the fifth placed Semi-finalists, and then the sixth-placed, will be considered as above.

Row 2

57	Toomas HEIKKINEN EKS	FIN	Audi S1	18
21	Timmy HANSEN Team Peugeot-Hansen	SWE	Peugeot 208	13

Row 3

96	Kevin ERIKSSON MJP Racing Team Austria	SWE	Ford Fiesta	16
9	Sébastien LOEB Team Peugeot-Hansen	FRA	Peugeot 208	15

Next qualifier (7-)

43	Ken BLOCK	USA	12
71	Kevin HANSEN	SWE	9
6	Janis BAUMANIS	LVA	12
44	Timo SCHEIDER	DEU	7
1	Mattias EKSTRÖM	SWE	15
7	Timur TIMERZYANOV	RUS	8

These results are provisional until the conclusion of any judicial and technical inquiries.

Trois-Rivières (1370m/1455m)

Published at...	Clerk of the Course Jacques VEILLEUX	Timekeeper Peter MAJOSHAZI	
-----------------	---	-------------------------------	--

Printed: 8/6/2017 3:26:59 PM

Page 1 of 1

Supercar

SC - 20

Result of Final

Pos.	No.	Driver Competitor/Entrant	Nat.	Total Tm L / J	Gap	Lap0	Lap1 S1   S2	Lap 2 S1   S2	Lap3 S1   S2	Lap4 S1   S2	Lap5 S1   S2	Lap6 S1   S2	Cp.
1	3	Johan KRISTOFFERSSON PSRX Volkswagen Sweden Volkswagen Polo GTI	SWE	<b>5:02.704</b> 6 / 1		0:08.076	0:48.987 24.7   24.1	0:48.276 24.4   23.8	<u>0:51.482</u> 27.3   24.1	0:48.627 24.8   23.8	0:48.198 24.7   23.4	0:49.058 24.9   24.1	8
2	11	Petter SOLBERG PSRX Volkswagen Sweden Volkswagen Polo GTI	NOR	<b>5:03.776</b> 6 / 1	0:01.072	0:08.067	0:49.377 25.0   24.2	<u>0:51.501</u> 27.4   24.0	0:48.544 24.3   24.2	0:48.744 24.6   24.1	0:48.450 24.4   24.0	0:49.093 24.8   24.2	5
3	9	Sébastien LOEB Team Peugeot-Hansen Peugeot 208	FRA	<b>5:07.202</b> 6 / 1	0:04.498	0:08.529	<u>0:52.647</u> 28.3   24.3	0:50.083 25.2   24.8	0:50.589 25.0   25.4	0:48.688 24.6   24.0	0:48.310 24.4   23.8	0:48.356 24.4   23.9	4
4	96	Kevin ERIKSSON MJP Racing Team Austria Ford Fiesta	SWE	<b>5:10.943</b> 6 / 1	0:08.239	0:08.561	<u>0:54.142</u> 29.3   24.7	0:50.290 25.0   25.2	0:49.505 24.8   24.6	0:49.194 24.8   24.3	0:49.761 24.6   25.0	0:49.490 25.0   24.4	3
5	57	Toomas HEIKKINEN EKS Audi S1	FIN	<b>5:23.551</b> 6 / 1	0:20.847	0:08.297	0:50.073 25.3   24.7	<u>0:52.546</u> 27.8   24.7	0:51.087 25.2   25.8	0:52.909 26.8   26.0	0:53.838 27.0   26.7	0:54.801 27.1   27.6	2
6	21	Timmy HANSEN Team Peugeot-Hansen Peugeot 208	SWE	<b>3:29.245</b> 4 / 1	+2 LAP	0:08.360	0:50.590 26.3   24.2	0:48.787 24.7   24.0	0:48.569 24.5   24.0	<u>0:52.939</u> 28.5   24.3			1

These results are provisional until the conclusion of any judicial and technical inquiries.

Trois-Rivières (1370m/1455m)

Published at...	Clerk of the Course Jacques VEILLEUX	Timekeeper Peter MAJOSHAZI	
-----------------	---	-------------------------------	--

**Supercar**

SC - 22

**Official results**

Pos.	No.	Driver Competitor/Entrant	Nat.	Car	Q1	Q2	Q3	Q4	Q Sum	Int. Pt.	SF1	SF2	Final	Ch. Pt.
1	3	Johan KRISTOFFERSSON PSRX Volkswagen Sweden	SWE	Volkswagen Polo GTI	45 (2.) 3:38.046	50 (1.) 3:25.003	45 (2.) 3:25.587	50 (1.) 3:24.933	190	16	6 (1.) 5:05.170		8 (1.) 5:02.704	30
2	11	Petter SOLBERG PSRX Volkswagen Sweden	NOR	Volkswagen Polo GTI	38 (6.) 3:40.801	45 (2.) 3:25.415	50 (1.) 3:24.745	39 (5.) 3:27.579	172	15		6 (1.) 5:02.028	5 (2.) 5:03.776	26
3	9	Sébastien LOEB Team Peugeot-Hansen	FRA	Peugeot 208	34 (10.) 3:42.734	29 (15.) 3:42.024	40 (4.) 3:27.437	40 (4.) 3:27.231	143	11		4 (3.) 5:09.081	4 (3.) 5:07.202	19
4	96	Kevin ERIKSSON MJP Racing Team Austria	SWE	Ford Fiesta	42 (3.) 3:38.780	38 (6.) 3:31.139	39 (5.) 3:28.256	27 (17.) 3:37.116	146	12	4 (3.) 5:10.112		3 (4.) 5:10.943	19
5	57	Toomas HEIKKINEN EKS	FIN	Audi S1	50 (1.) 3:37.971	39 (5.) 3:30.286	38 (6.) 3:28.376	34 (10.) 3:30.253	161	13		5 (2.) 5:08.441	2 (5.) 5:23.551	20
6	21	Timmy HANSEN Team Peugeot-Hansen	SWE	Peugeot 208	36 (8.) 3:41.238	26 (18.) 3:50.598	30 (14.) 3:33.478	42 (3.) 3:26.884	134	8	5 (2.) 5:08.966		1 (6.) +2 LAP	14
7	1	Mattias EKSTRÖM EKS	SWE	Audi S1	40 (4.) 3:39.983	42 (3.) 3:28.089	42 (3.) 3:26.730	45 (2.) 3:26.538	169	14	1 (6.) +1 LAP			15
8	6	Janis BAUMANIS Team Stard	LVA	Ford Fiesta	35 (9.) 3:41.952	34 (10.) 3:34.602	36 (8.) 3:30.706	36 (8.) 3:29.802	141	10	2 (5.) 5:14.737			12
9	43	Ken BLOCK Hoonigan Racing Division	USA	Ford Focus RS	39 (5.) 3:40.424	40 (4.) 3:29.709	37 (7.) 3:29.070	25 (19.) 4:32.442	141	9		3 (4.) 5:15.239		12
10	71	Kevin HANSEN Team Peugeot-Hansen	SWE	Peugeot 208	31 (13.) 3:45.310	36 (8.) 3:33.317	33 (11.) 3:31.687	33 (11.) 3:30.292	133	6	3 (4.) 5:11.097			9
11	7	Timur TIMERZYANOV Team Stard	RUS	Ford Fiesta	27 (17.) 3:52.648	35 (9.) 3:33.768	34 (10.) 3:31.134	37 (7.) 3:29.167	133	7		1 (6.) 5:25.315		8
12	44	Timo SCHEIDER MJP Racing Team Austria	DEU	Ford Fiesta	33 (11.) 3:43.942	37 (7.) 3:32.663	31 (13.) 3:32.112	32 (12.) 3:30.843	133	5		2 (5.) 5:15.933		7
13	13	Andreas BAKKERUD Hoonigan Racing Division	NOR	Ford Focus RS	37 (7.) 3:41.235	24 (20.) 4:06.879	32 (12.) 3:31.700	38 (6.) 3:27.901	131	4				4
14	68	Niclas GRÖNHOLM GRX	FIN	Ford Fiesta	32 (12.) 3:44.875	33 (11.) 3:34.620	23 (20.) DNF	35 (9.) 3:30.047	123	3				3
15	100	Guy WILKS Loco World RX Team	GBR	Volkswagen Polo	30 (14.) 3:45.751	32 (12.) 3:36.608	29 (15.) 3:34.032	30 (14.) 3:32.868	121	2				2
16	15	Reinis NITISS EKS	LVA	Audi S1	24 (20.) 4:15.491	27 (17.) 3:44.593	35 (9.) 3:31.118	31 (13.) 3:30.882	117	1				1
17	87	Jean-Baptiste DUBOURG DA Racing	FRA	Peugeot 208	29 (15.) 3:49.877	30 (14.) 3:39.393	27 (17.) 3:35.500	29 (15.) 3:34.357	115	0				0
18	77	René MUENNICH ALL-INKL.COM Muennich Motorsport	DEU	Citroën DS3	28 (16.) 3:50.563	31 (13.) 3:38.588	28 (16.) 3:34.724	28 (16.) 3:35.743	115	0				0
19	10	"CSUCSU" Speedy Motorsport	HUN	Kia Rio	26 (18.) 3:54.692	28 (16.) 3:42.251	26 (18.) 3:40.290	23 (20.) DNF	103	0				0
20	66	Grégoire DEMOUSTIER DA Racing	BEL	Peugeot 208	25 (19.) 3:58.109	25 (19.) 3:56.051	25 (19.) 3:43.350	26 (18.) 3:45.990	101	0				0

**#68 -15 championship points penalty Stw. Dec. No.5**
**Subject to fuel sample investigation (#3 and #57)**

Trois-Rivières (1370m/1455m)

Published at...	Steward Mr.Ludek KOPECKY	Steward Mrs.Liliane NOTERMANS	Steward Mr. Paul B.COOKE	
-----------------	-----------------------------	----------------------------------	-----------------------------	---

Supercar

**Provisional Championship standing WorldRX**

Pos.	No.	Driver	Nat.	Car	ESP	PRT	HOC	BEL	GBR	NOR	SWE	CAN	FRA	LVA	DEU	ZAF	Rep.	Pen.	Ch. Pt	
1	3	Johan KRISTOFFERSSON	SWE	Volkswagen Polo GTI	21 6	23 3	25 2	29 1	26 2	27 1	30 1	30 1						0	211	
2	11	Petter SOLBERG	NOR	Volkswagen Polo GTI	19 4	23 6	20 4	25 3	30 1	17 7	16 7	26 2						0	176	
3	1	Mattias EKSTRÖM	SWE	Audi S1	29 1	29 1	27 1	16 4	19 5	23 4		15 7						0	158	
4	9	Sébastien LOEB	FRA	Peugeot 208	3 14	23 2	22 5	14 7	19 4	21 3	23 3	19 3						0	144	
5	21	Timmy HANSEN	SWE	Peugeot 208	17 5	16 4	24 3	25 2	19 6	11 5	19 4	14 6						0	-10	135
6	13	Andreas BAKKERUD	NOR	Ford Focus RS	22 3	8 10	3 14	19 6	21 3	27 2	24 2	4 13						2	128	
7	43	Ken BLOCK	USA	Ford Focus RS	11 9	8 11	8 11	12 8	13 7	14 8	11 9	12 9						2	89	
8	96	Kevin ERIKSSON	SWE	Ford Fiesta	4 13	3 14	11 10	14 5	10 9	4 13	18 5	19 4						0	83	
9	57	Toomas HEIKKINEN	FIN	Audi S1	11 8	8 12	10 6	11 9	6 12	9 11	3 14	20 5						0	78	
10	44	Timo SCHEIDER	DEU	Ford Fiesta	26 2	2 15	13 7	9 11		8 12	9 10	7 12						0	74	
11	7	Timur TIMERZYANOV	RUS	Ford Fiesta	0 20	9 9	12 9	10 10	8 11	13 6	8 11	8 11						0	68	
12	71	Kevin HANSEN	SWE	Peugeot 208	8 11	13 8	12 8	0 21	4 13	11 9	4 13	9 10						0	61	
13	6	Janis BAUMANIS	LVA	Ford Fiesta	2 15	13 7	2 15	1 16	9 10	3 14	14 6	12 8						0	56	
14	15	Reinis NITISS	LVA	Audi S1	8 10	18 5	7 12	4 13	1 16	10 10	0 18	1 16						0	49	
15	100	Guy WILKS	GBR	Volkswagen Polo	12 7	1 16	0 19	3 14	3 14	0 17	0 20	2 15						1	21	
16	68	Niclas GRÖNHOLM	FIN	Ford Fiesta	0 17	4 13	1 16	7 12	2 15	1 16	11 8	3 14						1	-15	14
17	177	Andrew JORDAN	GBR	Ford Fiesta					11 8									0	11	
18	87	Jean-Baptiste DUBOURG	FRA	Peugeot 208	7 12	0 17	0 17	0 17	0 18	2 15	1 16	0 17						0	10	
19	93	Sebastian ERIKSSON	SWE	Ford Fiesta							8 12							0	8	
20	4	Robin LARSSON	SWE	Audi A1			4 13											0	4	
21	45	Per-Gunnar ANDERSSON	SWE	Audi S1							2 15							0	2	
22	67	Francois DUVAL	BEL	Peugeot 208				2 15										0	2	
23	77	René MUENNICH	DEU	Citroën DS3		0 18	0 20		0 17			0 18						0	0	
24	98	Oliver ERIKSSON	SWE	Ford Fiesta							0 17							0	0	
25	69	Martin KACZMARSKI	POL	Ford Fiesta		0 19	0 18	0 19	0 22									0	0	
26	84	Hervé "Knapick" LEMONNIER	FRA	Citroën DS3	0 18					0 21	0 21							0	0	

Trois-Rivières (1370m/1455m)

Supercar

SC - 23

Provisional Championship standing WorldRX

Pos.	No.	Driver	Nat.	Car	ESP	PRT	HOC	BEL	GBR	NOR	SWE	CAN	FRA	LVA	DEU	ZAF	Rep.	Pen.	Ch. Pt.	
27	49	"M.D.K."	BEL	Ford Fiesta				0 18	0 24									1	0	
28	36	Guerlain CHICHERIT	FRA	Renault Clio	0 21		0 21	0 20		0 19								0	0	
29	2	Oliver O'DONOVAN	IRL	Ford Fiesta					0 20									0	0	
30	78	Laurent BOULIOU	FRA	Peugeot 208						0 20								0	0	
31	41	Joaquim SANTOS	PRT	Ford Focus		0 22												0	0	
32	42	Oliver BENNETT	GBR	Ford Fiesta					0 23									0	0	
33	102	Tamás KÁRAI	HUN	Audi A1				0 23										0	0	
34	10	"CSUCSU"	HUN	Kia Rio	1 16	0 20	0 22	0 24	0 21	0 22	0 22	0 19						1	-10	-9
35	60	Joni-Pekka RAJALA	FIN	Mitsubishi Mirage						0 18	0 19							0	-10	-10
36	66	Grégoire DEMOUSTIER	BEL	Peugeot 208	0 19	0 21		0 22	0 19				0 20					0	-10	-10

Trois-Rivières (1370m/1455m)

Supercar

SC - 23T

Provisional Championship standing WorldRX Team

Pos.	Team	Nat.	ESP	PRT	HOC	BEL	GBR	NOR	SWE	CAN	FRA	LVA	DEU	ZAF	Penalty	Ch. Pt
1	PSRX Volkswagen Sweden	SWE	40	46	45	54	56	44	46	56						387
2	Team Peugeot-Hansen	SWE	20	39	46	39	38	32	42	33					-10	279
3	EKS	SWE	40	37	37	27	25	32	3	35						236
4	Hoonigan Racing Division	USA	33	16	11	31	34	41	35	16						217
5	MJP Racing Team Austria	AUT	30	5	24	23	21	12	27	26						168
6	Team Stard	AUT	2	22	14	11	17	16	22	20						124

Trois-Rivières (1370m/1455m)



Supercar

SC - 23T

Provisional Championship standing WorldRX Team

Pos.	Team	Nat.	ESP	PRT	HOC	BEL	GBR	NOR	SWE	CAN	FRA	LVA	DEU	ZAF	Penalty	Ch. Pt
1	PSRX Volkswagen Sweden	SWE	40	46	45	54	56	44	46	56						387
2	Team Peugeot-Hansen	SWE	20	39	46	39	38	32	42	33						279
3	EKS	SWE	40	37	37	27	25	32	3	35						236
4	Hoonigan Racing Division	USA	33	16	11	31	34	41	35	16						217
5	MJP Racing Team Austria	AUT	30	5	24	23	21	12	27	26						168
6	Team Stard	AUT	2	22	14	11	17	16	22	20						124

Trois-Rivières (1370m/1455m)