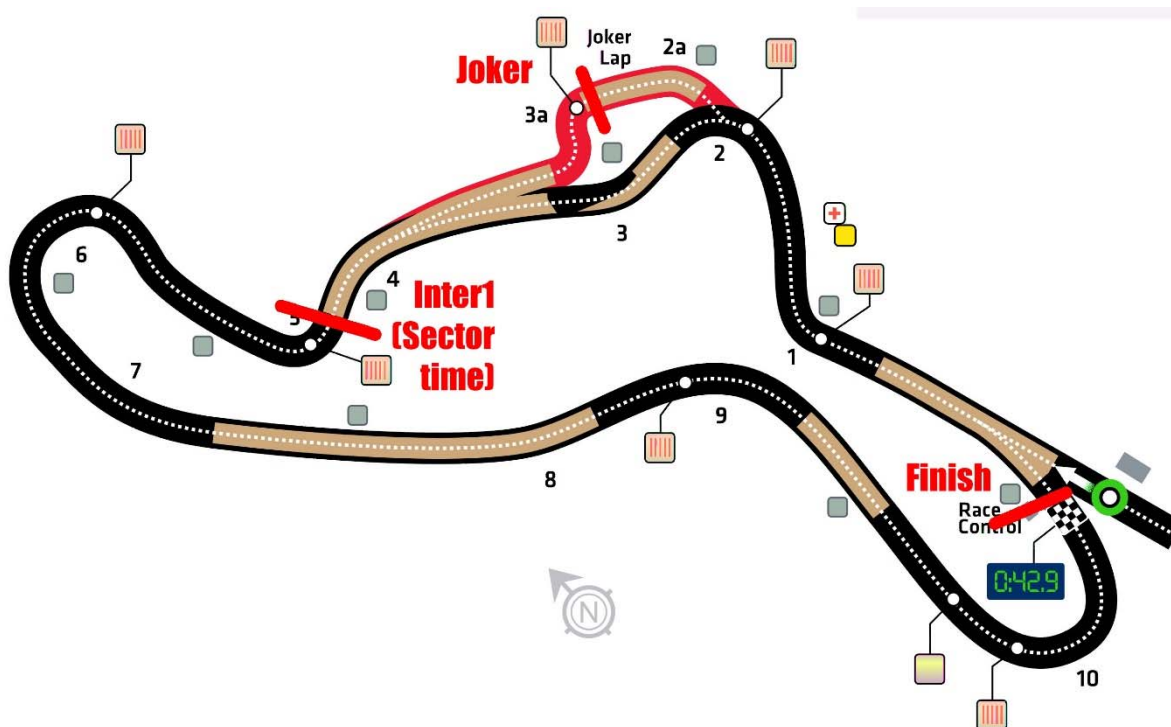


**FIA WORLD RALLYCROSS CHAMPIONSHIP
PRESENTED BY MONSTER ENERGY**

**ROUND 7 // 30 JUNE – 1 JULY 2017_
HÖLJES (SWE)
SWECON WORLD RX OF SWEDEN**

RESULT BOOK



Track length: 1210 meter
Joker lap: 1230 meter
Intermediate timeline: 425 meter

Chronomoto Timing



Supercar

SC - 01

List of starters

No.	Driver	Nat.	Competitor/Entrant	Car	Licence	Competitor Lic.
1	3 Johan KRISTOFFERSSON	SWE	PSRX Volkswagen Sweden	Volkswagen Polo GTI	198812066275	245
2	6 Janis BAUMANIS	LVA	Team Stard	Ford Fiesta	1705670001	BA158
3	7 Timur TIMERZYANOV	RUS	Team Stard	Ford Fiesta	#17100	BA158
4	9 Sébastien LOEB	FRA	Team Peugeot-Hansen	Peugeot 208	47	546
5	10 "CSUCSU"	HUN	Speedy Motorsport	Kia Rio	4723	140
6	11 Petter SOLBERG	NOR	PSRX Volkswagen Sweden	Volkswagen Polo GTI	IKO19833	245
7	13 Andreas BAKKERUD	NOR	Hoonigan Racing Division	Ford Focus RS	IRC30267	E2094-U-17
8	15 Reinis NITISS	LVA	EKS	Audi S1	1705670003	369
9	21 Timmy HANSEN	SWE	Team Peugeot-Hansen	Peugeot 208	199205212732	546
10	43 Ken BLOCK	USA	Hoonigan Racing Division	Ford Focus RS	D3714-U-17C	E2094-U-17
11	44 Timo SCHEIDER	DEU	MJP Racing Team Austria	Ford Fiesta	JA1010	BA157
12	45 Per-Gunnar ANDERSSON	SWE	EKS	Audi S1	198003106237	369
13	57 Toomas HEIKKINEN	FIN	EKS	Audi S1	21561120	369
14	60 Joni-Pekka RAJALA	FIN	Vaaranmaa Racing	Mitsubishi Mirage	22989196	50054912
15	68 Niclas GRÖNHOLM	FIN	GRX	Ford Fiesta	34708006	50054983
16	71 Kevin HANSEN	SWE	Team Peugeot-Hansen	Peugeot 208	199805280659	546
17	84 Hervé "Knapick" LEMONNIER	FRA	Hervé "Knapick" Lemonnier	Citröen DS3	1640	1640
18	87 Jean-Baptiste DUBOURG	FRA	DA Racing	Peugeot 208	161090	250976
19	93 Sebastian ERIKSSON	SWE	Olsbergs MSE	Ford Fiesta	199301053030	136
20	96 Kevin ERIKSSON	SWE	MJP Racing Team Austria	Ford Fiesta	199607160539	BA157
21	98 Oliver ERIKSSON	SWE	Olsbergs MSE	Ford Fiesta	199812273754	136
22	100 Guy WILKS	GBR	Loco World RX Team	Volkswagen Polo	153265	1705310009

22 drivers

These results are provisional until the conclusion of any judicial and technical inquiries.

Höljesbanan (1210m)

Published at...	Clerk of the Course Christer JÖNSSON		Timekeeper Peter MAJOSHAZI		
-----------------	---	--	-------------------------------	--	--

Printed: 6/30/2017 12:57:41 PM

Page 1 of 1

Supercar

SC - 01T

List of starters (Teams)

Team	Nat.	No.	Driver	Nat.	Car
1 PSRX Volkswagen Sweden	SWE	11 3	Petter SOLBERG Johan KRISTOFFERSSON	NOR SWE	Volkswagen Polo GTI Volkswagen Polo GTI
2 EKS	SWE	15 57	Reinis NITISS Toomas HEIKKINEN	LVA FIN	Audi S1 Audi S1
3 MJP Racing Team Austria	AUT	96 44	Kevin ERIKSSON Timo SCHEIDER	SWE DEU	Ford Fiesta Ford Fiesta
4 Team Peugeot-Hansen	SWE	21 9	Timmy HANSEN Sébastien LOEB	SWE FRA	Peugeot 208 Peugeot 208
5 Hoonigan Racing Division	USA	43 13	Ken BLOCK Andreas BAKKERUD	USA NOR	Ford Focus RS Ford Focus RS
6 Team Stard	AUT	7 6	Timur TIMERZYANOV Janis BAUMANIS	RUS LVA	Ford Fiesta Ford Fiesta

6 teams

These results are provisional until the conclusion of any judicial and technical inquiries.

Höljesbanan (1210m)

Published at...	Clerk of the Course Christer JÖNSSON		Timekeeper Peter MAJOSHAZI		
-----------------	---	--	-------------------------------	--	--

Supercar

SC - 03

Free Practice 1

Ranking

Pos.	No.	Driver	Competitor/Entrant	Nat.	Car	Best lap	Diff	Laps
1	11	Petter SOLBERG	PSRX Volkswagen Sweden	NOR	Volkswagen Polo GTI	0:41.497		11
2	3	Johan KRISTOFFERSSON	PSRX Volkswagen Sweden	SWE	Volkswagen Polo GTI	0:41.795	0:00.298	11
3	13	Andreas BAKKERUD	Hoonigan Racing Division	NOR	Ford Focus RS	0:42.175	0:00.678	11
4	96	Kevin ERIKSSON	MJP Racing Team Austria	SWE	Ford Fiesta	0:42.334	0:00.837	10
5	9	Sébastien LOEB	Team Peugeot-Hansen	FRA	Peugeot 208	0:42.410	0:00.913	15
6	21	Timmy HANSEN	Team Peugeot-Hansen	SWE	Peugeot 208	0:42.442	0:00.945	10
7	57	Toomas HEIKKINEN	EKS	FIN	Audi S1	0:42.682	0:01.185	12
8	93	Sebastian ERIKSSON	Olsbergs MSE	SWE	Ford Fiesta	0:42.752	0:01.255	8
9	98	Oliver ERIKSSON	Olsbergs MSE	SWE	Ford Fiesta	0:42.755	0:01.258	11
10	68	Niclas GRÖNHOLM	GRX	FIN	Ford Fiesta	0:42.791	0:01.294	11
11	6	Janis BAUMANIS	Team Stard	LVA	Ford Fiesta	0:42.839	0:01.342	15
12	7	Timur TIMERZYANOV	Team Stard	RUS	Ford Fiesta	0:43.060	0:01.563	11
13	43	Ken BLOCK	Hoonigan Racing Division	USA	Ford Focus RS	0:43.114	0:01.617	11
14	71	Kevin HANSEN	Team Peugeot-Hansen	SWE	Peugeot 208	0:43.143	0:01.646	11
15	15	Reinis NITISS	EKS	LVA	Audi S1	0:43.166	0:01.669	11
16	44	Timo SCHEIDER	MJP Racing Team Austria	DEU	Ford Fiesta	0:43.190	0:01.693	11
17	45	Per-Gunnar ANDERSSON	EKS	SWE	Audi S1	0:43.477	0:01.980	11
18	100	Guy WILKS	Loco World RX Team	GBR	Volkswagen Polo	0:43.491	0:01.994	9
19	87	Jean-Baptiste DUBOURG	DA Racing	FRA	Peugeot 208	0:43.943	0:02.446	10
20	10	"CSUCSU"	Speedy Motorsport	HUN	Kia Rio	0:44.513	0:03.016	11
21	60	Joni-Pekka RAJALA	Vaaranmaa Racing	FIN	Mitsubishi Mirage	0:45.294	0:03.797	7
22	84	Hervé "Knapick" LEMONNIER	Hervé "Knapick" Lemonnier	FRA	Citröen DS3	0:45.924	0:04.427	7

Total:0 Drivers included DNS: 0 ,DNF: 0 , EXC: 0

These results are provisional until the conclusion of any judicial and technical inquiries.

Höljesbanan (1210m)

Published at...	Clerk of the Course Christer JÖNSSON	Timekeeper Peter MAJOSHAZI	
-----------------	---	-------------------------------	--

Printed: 6/30/2017 6:29:24 PM

Page 1 of 7

Supercar

SC - 03

Free Practice 1

Lap Times

1. 11 Petter SOLBERG		NOR	Volkswagen Polo GTI		
Lap	Laptime	Sector 1	Sector 2	Time of day	
1.	00:42.368	15.8	26.5	16:54:46.583	
2.	00:42.342	15.6	26.7	16:55:28.925	
3.	00:44.565	18.0	26.5	16:56:13.490	
4.	43:38.524	3:12	26.4	17:39:52.014	
5.	00:42.089	15.5	26.5	17:40:34.103	
6.	00:41.611	15.4	26.1	17:41:15.714	
7.	00:45.018	18.7	26.2	17:42:00.732	
8.	34:06.741	3:40	26.2	18:16:07.473	
9.	00:41.497	15.4	26.0	18:16:48.970	
10.	00:41.775	15.4	26.2	18:17:30.745	
11.	00:44.704	18.3	26.3	18:18:15.449	

2. 3 Johan KRISTOFFERSSON		SWE	Volkswagen Polo GTI		
Lap	Laptime	Sector 1	Sector 2	Time of day	
1.	00:42.375	15.6	26.6	16:54:41.100	
2.	00:42.102	15.6	26.4	16:55:23.202	
3.	00:44.846	18.2	26.5	16:56:08.048	
4.	03:26.584	9:53	32.7	17:26:34.632	
5.	00:42.089	15.4	26.6	17:27:16.721	
6.	00:42.485	15.6	26.8	17:27:59.206	
7.	00:45.130	18.5	26.5	17:28:44.336	
8.	42:40.274	2:13	26.5	18:11:24.610	
9.	00:41.795	15.5	26.2	18:12:06.405	
10.	00:41.817	15.4	26.3	18:12:48.222	
11.	00:44.425	18.1	26.2	18:13:32.647	

3. 13 Andreas BAKKERUD		NOR	Ford Focus RS		
Lap	Laptime	Sector 1	Sector 2	Time of day	
1.	00:43.024	16.1	26.8	16:55:05.880	
2.	00:45.052	18.4	26.6	16:55:50.932	
3.	00:42.455	15.9	26.5	16:56:33.387	
4.	59:13.277	8:46	26.8	17:55:46.664	
5.	00:42.458	15.7	26.6	17:56:29.122	
6.	00:51.393	18.9	32.4	17:57:20.515	
7.	00:48.239	15.8	32.4	17:58:08.754	
8.	18:07.199	7:40	26.6	18:16:15.953	
9.	00:42.213	15.8	26.4	18:16:58.166	
10.	00:42.271	15.7	26.5	18:17:40.437	
11.	00:42.175	15.6	26.5	18:18:22.612	

4. 96 Kevin ERIKSSON		SWE	Ford Fiesta		
Lap	Laptime	Sector 1	Sector 2	Time of day	
1.	00:43.554	16.1	27.3	16:59:44.057	
2.	00:42.998	16.1	26.8	17:00:27.055	
3.	00:43.315	15.9	27.3	17:01:10.370	
4.	49:33.897	9:07	26.8	17:50:44.267	
5.	00:42.751	15.9	26.8	17:51:27.018	

These results are provisional until the conclusion of any judicial and technical inquiries.

Höljesbanan (1210m)

Published at...	Clerk of the Course Christer JÖNSSON		Timekeeper Peter MAJOSHAZI		
-----------------	---	--	-------------------------------	--	--

Supercar

SC - 03

Free Practice 1

6.	00:42.862	16.0	26.7	17:52:09.880
7.	00:42.661	15.8	26.7	17:52:52.541
8.	22:47.108	2:20	26.7	18:15:39.649
9.	00:42.475	15.8	26.5	18:16:22.124
10.	00:42.334	15.6	26.6	18:17:04.458

5. 9 Sébastien LOEB FRA Peugeot 208				
Lap	Laptime	Sector 1	Sector 2	Time of day
1.	00:43.614	16.0	27.5	16:55:13.098
2.	00:42.963	15.7	27.1	16:55:56.061
3.	00:42.812	15.6	27.1	16:56:38.873
4.	38:12.565	7:45	27.0	17:34:51.438
5.	00:43.306	15.8	27.5	17:35:34.744
6.	00:42.441	15.5	26.9	17:36:17.185
7.	00:42.684	15.8	26.8	17:36:59.869
8.	03:03.648	9:36	26.8	18:07:03.517
9.	00:42.457	15.6	26.8	18:07:45.974
10.	00:46.204	18.9	27.2	18:08:32.178
11.	00:42.636	15.8	26.8	18:09:14.814
12.	16:18.928	5:51	27.0	18:25:33.742
13.	00:42.547	15.6	26.8	18:26:16.289
14.	00:46.039	18.7	27.3	18:27:02.328
15.	00:42.410	15.7	26.6	18:27:44.738

6. 21 Timmy HANSEN SWE Peugeot 208				
Lap	Laptime	Sector 1	Sector 2	Time of day
1.	00:45.873	18.6	27.2	16:54:38.475
2.	00:42.515	15.4	27.0	16:55:20.990
3.	00:42.794	15.4	27.3	16:56:03.784
4.	03:40.116	3:12	27.2	17:26:43.900
5.	00:45.654	18.4	27.2	17:27:29.554
6.	00:47.209	19.2	27.9	17:28:16.763
7.	00:42.920	15.6	27.2	17:28:59.683
8.	42:32.261	2:05	26.8	18:11:31.944
9.	00:42.442	15.5	26.8	18:12:14.386
10.	00:42.591	15.5	27.0	18:12:56.977

7. 57 Toomas HEIKKINEN FIN Audi S1				
Lap	Laptime	Sector 1	Sector 2	Time of day
1.	00:44.025	16.3	27.7	17:00:03.077
2.	00:43.538	16.2	27.3	17:00:46.615
3.	00:43.372	16.2	27.1	17:01:29.987
4.	33:10.938	2:43	27.3	17:34:40.925
5.	37:04.817	16.7	27.3	18:11:45.742
6.	00:43.327	16.0	27.2	18:12:29.069
7.	00:43.347	15.9	27.4	18:13:12.416
8.	00:43.037	15.9	27.0	18:13:55.453
9.	11:28.454	1:01	27.1	18:25:23.907
10.	00:43.436	15.8	27.6	18:26:07.343
11.	00:42.788	15.7	27.0	18:26:50.131
12.	00:42.682	15.7	26.9	18:27:32.813

These results are provisional until the conclusion of any judicial and technical inquiries.

Höljesbanan (1210m)

Published at...	Clerk of the Course	Timekeeper
	Christer JÖNSSON	Peter MAJOSHAZI



Supercar

SC - 03

Free Practice 1

8. 93 Sebastian ERIKSSON SWE Ford Fiesta				
Lap	Laptime	Sector 1	Sector 2	Time of day
1.	00:47.220	19.4	27.7	17:04:17.488
2.	00:43.895	16.4	27.4	17:05:01.383
3.	00:43.311	16.2	27.0	17:05:44.694
4.	01:56.506	1:29	26.9	18:07:41.200
5.	00:43.014	15.9	27.0	18:08:24.214
6.	00:42.810	15.8	27.0	18:09:07.024
7.	00:42.752	15.8	26.9	18:09:49.776
8.	15:08.190	4:41	27.0	18:24:57.966

9. 98 Oliver ERIKSSON SWE Ford Fiesta				
Lap	Laptime	Sector 1	Sector 2	Time of day
1.	00:43.583	16.0	27.5	17:04:20.732
2.	00:43.525	15.9	27.5	17:05:04.257
3.	00:43.565	15.8	27.7	17:05:47.822
4.	04:57.241	4:29	27.2	17:46:45.063
5.	00:43.442	16.0	27.3	17:47:28.505
6.	00:43.358	15.8	27.4	17:48:11.863
7.	00:43.043	15.7	27.2	17:48:54.906
8.	22:54.528	2:27	27.1	18:11:49.434
9.	00:46.261	15.9	30.3	18:12:35.695
10.	00:43.117	15.8	27.3	18:13:18.812
11.	00:42.755	15.6	27.0	18:14:01.567

10. 68 Niclas GRÖNHOLM FIN Ford Fiesta				
Lap	Laptime	Sector 1	Sector 2	Time of day
1.	00:43.222	15.9	27.3	16:59:52.415
2.	00:42.957	15.9	27.0	17:00:35.372
3.	00:46.406	19.5	26.8	17:01:21.778
4.	33:11.893	2:44	27.3	17:34:33.671
5.	00:43.235	15.7	27.4	17:35:16.906
6.	00:43.097	15.9	27.1	17:36:00.003
7.	00:46.181	19.3	26.8	17:36:46.184
8.	03:48.250	3:21	26.9	18:07:34.434
9.	00:42.791	15.7	27.0	18:08:17.225
10.	00:42.933	16.0	26.8	18:09:00.158
11.	00:42.836	15.9	26.9	18:09:42.994

11. 6 Janis BAUMANIS LVA Ford Fiesta				
Lap	Laptime	Sector 1	Sector 2	Time of day
1.	00:43.718	16.0	27.6	17:00:12.716
2.	00:43.183	16.1	27.0	17:00:55.899
3.	00:43.464	16.3	27.1	17:01:39.363
4.	33:07.170	2:39	27.7	17:34:46.533
5.	00:43.499	16.0	27.4	17:35:30.032
6.	00:43.471	16.2	27.2	17:36:13.503
7.	00:43.418	16.1	27.2	17:36:56.921
8.	03:13.560	9:46	27.2	18:07:10.481
9.	00:42.923	15.9	26.9	18:07:53.404
10.	00:43.041	16.1	26.8	18:08:36.445

These results are provisional until the conclusion of any judicial and technical inquiries.

Höljesbanan (1210m)

Published at...	Clerk of the Course Christer JÖNSSON	Timekeeper Peter MAJOSHAZI	
-----------------	---	-------------------------------	--

Supercar

SC - 03

Free Practice 1

11.	00:43.042	15.9	27.0	18:09:19.487
12.	16:08.756	5:41	27.0	18:25:28.243
13.	00:43.025	15.9	27.0	18:26:11.268
14.	00:43.144	16.0	27.1	18:26:54.412
15.	00:42.839	16.0	26.7	18:27:37.251

12. 7 Timur TIMERZYANOV RUS Ford Fiesta

Lap	Laptime	Sector 1	Sector 2	Time of day
1.	00:44.404	16.4	27.9	16:59:50.227
2.	00:43.903	16.3	27.6	17:00:34.130
3.	00:43.335	16.2	27.0	17:01:17.465
4.	38:49.732	8:22	27.4	17:40:07.197
5.	00:43.130	16.0	27.1	17:40:50.327
6.	00:43.132	16.0	27.0	17:41:33.459
7.	00:43.237	16.0	27.1	17:42:16.696
8.	28:59.787	8:32	26.9	18:11:16.483
9.	00:43.238	16.1	27.0	18:11:59.721
10.	00:46.401	19.1	27.2	18:12:46.122
11.	00:43.060	15.9	27.1	18:13:29.182

13. 43 Ken BLOCK USA Ford Focus RS

Lap	Laptime	Sector 1	Sector 2	Time of day
1.	00:43.274	15.5	27.7	16:54:53.461
2.	00:43.504	16.3	27.1	16:55:36.965
3.	00:44.910	16.6	28.2	16:56:21.875
4.	59:04.849	8:38	26.5	17:55:26.724
5.	00:44.424	16.2	28.1	17:56:11.148
6.	00:45.957	16.7	29.2	17:56:57.105
7.	00:45.381	16.1	29.2	17:57:42.486
8.	18:08.334	7:41	26.8	18:15:50.820
9.	00:43.114	16.1	26.9	18:16:33.934
10.	00:46.066	19.2	26.8	18:17:20.000
11.	00:43.385	16.4	26.9	18:18:03.385

14. 71 Kevin HANSEN SWE Peugeot 208

Lap	Laptime	Sector 1	Sector 2	Time of day
1.	00:44.114	16.2	27.8	17:00:08.577
2.	00:46.711	19.1	27.5	17:00:55.288
3.	00:43.164	15.9	27.2	17:01:38.452
4.	44:56.490	4:28	27.5	17:46:34.942
5.	00:43.536	16.0	27.5	17:47:18.478
6.	00:43.393	15.9	27.4	17:48:01.871
7.	00:46.377	18.9	27.3	17:48:48.248
8.	22:48.533	2:21	27.2	18:11:36.781
9.	00:43.143	15.9	27.2	18:12:19.924
10.	00:43.253	15.8	27.4	18:13:03.177
11.	00:43.154	15.8	27.2	18:13:46.331

15. 15 Reinis NITISS LVA Audi S1

Lap	Laptime	Sector 1	Sector 2	Time of day
1.	00:44.164	16.3	27.7	16:59:36.068
2.	00:43.684	16.1	27.5	17:00:19.752

These results are provisional until the conclusion of any judicial and technical inquiries.

Höljesbanan (1210m)

Published at...	Clerk of the Course	Timekeeper
	Christer JÖNSSON	Peter MAJOSHAZI



Supercar

SC - 03

Free Practice 1

3.	00:43.786	16.3	27.4	17:01:03.538
4.	45:34.546	5:06	27.6	17:46:38.084
5.	00:43.585	16.2	27.3	17:47:21.669
6.	00:46.995	19.4	27.5	17:48:08.664
7.	00:43.508	16.0	27.4	17:48:52.172
8.	36:13.999	5:46	27.2	18:25:06.171
9.	00:43.296	15.8	27.4	18:25:49.467
10.	00:43.166	15.8	27.3	18:26:32.633
11.	00:46.567	19.3	27.1	18:27:19.200

16. 44 Timo SCHEIDER DEU Ford Fiesta

Lap	Laptime	Sector 1	Sector 2	Time of day
1.	00:44.518	16.3	28.1	16:54:58.246
2.	00:43.957	16.3	27.6	16:55:42.203
3.	00:44.012	16.3	27.6	16:56:26.215
4.	01:55.807	1:28	27.7	18:07:22.022
5.	00:43.642	16.1	27.4	18:08:05.664
6.	00:43.783	16.3	27.4	18:08:49.447
7.	00:43.575	16.2	27.3	18:09:33.022
8.	15:27.201	4:59	27.2	18:25:00.223
9.	00:43.289	16.0	27.2	18:25:43.512
10.	00:43.358	15.7	27.5	18:26:26.870
11.	00:43.190	15.9	27.2	18:27:10.060

17. 45 Per-Gunnar ANDERSSON SWE Audi S1

Lap	Laptime	Sector 1	Sector 2	Time of day
1.	00:44.213	16.2	27.9	17:09:07.915
2.	00:43.931	16.2	27.7	17:09:51.846
3.	00:47.302	19.7	27.5	17:10:39.148
4.	29:08.070	8:40	27.3	17:39:47.218
5.	00:43.582	16.3	27.2	17:40:30.800
6.	00:44.539	16.9	27.5	17:41:15.339
7.	00:43.569	16.2	27.3	17:41:58.908
8.	34:00.348	3:32	27.4	18:15:59.256
9.	00:43.742	16.3	27.4	18:16:42.998
10.	00:43.477	16.1	27.3	18:17:26.475
11.	00:46.558	19.3	27.1	18:18:13.033

18. 100Guy WILKS GBR Volkswagen Polo

Lap	Laptime	Sector 1	Sector 2	Time of day
1.	00:46.394	17.3	29.0	17:04:40.351
2.	00:45.194	16.4	28.7	17:05:25.545
3.	00:44.924	16.8	28.0	17:06:10.469
4.	28:14.572	7:46	27.6	17:34:25.041
5.	00:44.202	16.4	27.7	17:35:09.243
6.	00:44.281	16.2	28.0	17:35:53.524
7.	00:47.561	20.1	27.3	17:36:41.085
8.	39:03.067	8:35	27.5	18:15:44.152
9.	00:43.491	16.1	27.3	18:16:27.643

19. 87 Jean-Baptiste DUBOURG FRA Peugeot 208

Lap	Laptime	Sector 1	Sector 2	Time of day
-----	---------	----------	----------	-------------

These results are provisional until the conclusion of any judicial and technical inquiries.

Höljesbanan (1210m)

Published at...	Clerk of the Course Christer JÖNSSON		Timekeeper Peter MAJOSHAZI		
-----------------	---	--	-------------------------------	--	--

Supercar

SC - 03

Free Practice 1

1.	00:47.281	19.2	28.0	17:04:49.719
2.	00:44.491	16.3	28.1	17:05:34.210
3.	00:47.113	17.1	30.0	17:06:21.323
4.	33:51.072	3:23	27.9	17:40:12.395
5.	00:44.219	16.5	27.6	17:40:56.614
6.	01:00.520	17.2	43.2	17:41:57.134
7.	29:57.624	9:28	28.6	18:11:54.758
8.	00:44.293	15.9	28.3	18:12:39.051
9.	00:45.006	16.5	28.4	18:13:24.057
10.	00:43.943	16.1	27.8	18:14:08.000

20. 10 "CSUCSU" HUN Kia Rio

Lap	Laptime	Sector 1	Sector 2	Time of day
1.	00:48.225	20.1	28.0	17:04:28.645
2.	00:45.755	17.4	28.2	17:05:14.400
3.	00:50.083	17.6	32.4	17:06:04.483
4.	28:54.443	8:26	27.9	17:34:58.926
5.	00:45.620	17.1	28.5	17:35:44.546
6.	00:44.513	16.4	28.0	17:36:29.059
7.	00:45.010	16.9	28.0	17:37:14.069
8.	03:15.676	9:48	27.6	18:07:29.745
9.	00:45.013	17.1	27.8	18:08:14.758
10.	00:44.560	16.8	27.7	18:08:59.318
11.	00:46.279	18.4	27.7	18:09:45.597

21. 60 Joni-Pekka RAJALA FIN Mitsubishi Mirage

Lap	Laptime	Sector 1	Sector 2	Time of day
1.	00:48.879	17.6	31.1	17:04:33.562
2.	00:48.707	18.1	30.5	17:05:22.269
3.	00:50.944	18.1	32.7	17:06:13.213
4.	01:04.286	35.2	29.0	18:07:17.499
5.	00:45.294	16.8	28.4	18:08:02.793
6.	00:45.391	16.8	28.5	18:08:48.184
7.	00:49.108	20.2	28.8	18:09:37.292

22. 84 Hervé "Knapick" LEMONNIER FRA Citroën DS3

Lap	Laptime	Sector 1	Sector 2	Time of day
1.	00:51.440	20.9	30.5	17:04:44.949
2.	00:47.274	17.3	29.9	17:05:32.223
3.	00:48.704	18.6	30.0	17:06:20.927
4.	44:42.813	4:13	28.8	17:51:03.740
5.	00:45.924	17.1	28.8	17:51:49.664
6.	00:46.364	17.3	29.0	17:52:36.028
7.	00:46.485	17.3	29.1	17:53:22.513

These results are provisional until the conclusion of any judicial and technical inquiries.

Höljesbanan (1210m)

Published at...	Clerk of the Course	Timekeeper
	Christer JÖNSSON	Peter MAJOSHAZI



Supercar

SC - 04

Free Practice 2

Ranking

Pos.	No.	Driver	Competitor/Entrant	Nat.	Car	Best lap	Diff	Laps
1	11	Petter SOLBERG	PSRX Volkswagen Sweden	NOR	Volkswagen Polo GTI	0:41.278		10
2	3	Johan KRISTOFFERSSON	PSRX Volkswagen Sweden	SWE	Volkswagen Polo GTI	0:41.432	0:00.154	11
3	9	Sébastien LOEB	Team Peugeot-Hansen	FRA	Peugeot 208	0:41.721	0:00.443	11
4	43	Ken BLOCK	Hoonigan Racing Division	USA	Ford Focus RS	0:41.835	0:00.557	11
5	13	Andreas BAKKERUD	Hoonigan Racing Division	NOR	Ford Focus RS	0:41.931	0:00.653	11
6	96	Kevin ERIKSSON	MJP Racing Team Austria	SWE	Ford Fiesta	0:42.010	0:00.732	8
7	21	Timmy HANSEN	Team Peugeot-Hansen	SWE	Peugeot 208	0:42.118	0:00.840	11
8	7	Timur TIMERZYANOV	Team Stard	RUS	Ford Fiesta	0:42.295	0:01.017	14
9	57	Toomas HEIKKINEN	EKS	FIN	Audi S1	0:42.338	0:01.060	15
10	6	Janis BAUMANIS	Team Stard	LVA	Ford Fiesta	0:42.379	0:01.101	14
11	15	Reinis NITISS	EKS	LVA	Audi S1	0:42.487	0:01.209	15
12	71	Kevin HANSEN	Team Peugeot-Hansen	SWE	Peugeot 208	0:42.499	0:01.221	15
13	100	Guy WILKS	Loco World RX Team	GBR	Volkswagen Polo	0:42.622	0:01.344	15
14	98	Oliver ERIKSSON	Olsbergs MSE	SWE	Ford Fiesta	0:42.627	0:01.349	11
15	45	Per-Gunnar ANDERSSON	EKS	SWE	Audi S1	0:42.780	0:01.502	15
16	68	Niclas GRÖNHOLM	GRX	FIN	Ford Fiesta	0:42.798	0:01.520	7
17	44	Timo SCHEIDER	MJP Racing Team Austria	DEU	Ford Fiesta	0:42.881	0:01.603	15
18	87	Jean-Baptiste DUBOURG	DA Racing	FRA	Peugeot 208	0:43.352	0:02.074	15
19	93	Sebastian ERIKSSON	Olsbergs MSE	SWE	Ford Fiesta	0:43.703	0:02.425	3
20	10	"CSUCSU"	Speedy Motorsport	HUN	Kia Rio	0:43.705	0:02.427	19
21	60	Joni-Pekka RAJALA	Vaaranmaa Racing	FIN	Mitsubishi Mirage	0:44.632	0:03.354	11
22	84	Hervé "Knapick" LEMONNIER	Hervé "Knapick" Lemonnier	FRA	Citröen DS3	0:45.042	0:03.764	15

Total:22 Drivers included DNS: 0 ,DNF: 0 , EXC: 0

These results are provisional until the conclusion of any judicial and technical inquiries.

Höljesbanan (1210m)

Published at...	Clerk of the Course Christer JÖNSSON	Timekeeper Peter MAJOSHAZI	
-----------------	---	-------------------------------	--

Printed: 7/1/2017 11:02:47 AM

Page 1 of 8

Supercar

SC - 04

Free Practice 2

Lap Times

1. 11 Petter SOLBERG		NOR	Volkswagen Polo GTI		
Lap	Laptime	Sector 1	Sector 2	Time of day	
1.	00:42.830	15.9	26.8	09:05:20.614	
2.	00:42.521	15.8	26.6	09:06:03.135	
3.	00:42.377	15.8	26.5	09:06:45.512	
4.	00:12.239	9:45	26.8	10:06:57.751	
5.	00:42.189	15.6	26.5	10:07:39.940	
6.	00:42.122	15.5	26.6	10:08:22.062	
7.	00:42.120	15.5	26.5	10:09:04.182	
8.	37:14.672	6:48	25.8	10:46:18.854	
9.	00:41.278	15.3	25.9	10:47:00.132	
10.	00:54.448	24.2	30.1	10:47:54.580	

2. 3 Johan KRISTOFFERSSON		SWE	Volkswagen Polo GTI		
Lap	Laptime	Sector 1	Sector 2	Time of day	
1.	00:42.603	15.9	26.6	09:05:05.692	
2.	00:42.166	15.7	26.3	09:05:47.858	
3.	00:44.609	18.3	26.2	09:06:32.467	
4.	00:09.462	9:43	26.4	10:06:41.929	
5.	00:44.745	18.3	26.3	10:07:26.674	
6.	00:45.484	18.7	26.6	10:08:12.158	
7.	00:42.772	16.0	26.7	10:08:54.930	
8.	37:09.303	6:43	26.0	10:46:04.233	
9.	00:41.432	15.4	25.9	10:46:45.665	
10.	00:42.240	16.0	26.1	10:47:27.905	
11.	00:41.484	15.4	26.0	10:48:09.389	

3. 9 Sébastien LOEB		FRA	Peugeot 208		
Lap	Laptime	Sector 1	Sector 2	Time of day	
1.	00:43.438	16.3	27.0	09:05:01.146	
2.	00:42.786	16.0	26.7	09:05:43.932	
3.	00:42.572	15.6	26.9	09:06:26.504	
4.	41:59.785	1:33	26.7	09:48:26.289	
5.	00:43.354	15.6	27.6	09:49:09.643	
6.	00:42.989	15.8	27.1	09:49:52.632	
7.	00:42.523	15.6	26.8	09:50:35.155	
8.	55:08.668	4:27	26.3	10:45:43.823	
9.	00:41.721	15.4	26.2	10:46:25.544	
10.	00:45.060	18.7	26.3	10:47:10.604	
11.	00:42.601	15.9	26.6	10:47:53.205	

4. 43 Ken BLOCK		USA	Ford Focus RS		
Lap	Laptime	Sector 1	Sector 2	Time of day	
1.	00:43.568	16.6	26.8	09:05:36.171	
2.	00:43.425	16.4	26.9	09:06:19.596	
3.	00:43.193	16.5	26.6	09:07:02.789	
4.	55:26.403	4:59	26.5	10:02:29.192	
5.	00:43.562	15.9	27.6	10:03:12.754	
6.	00:43.172	16.0	27.0	10:03:55.926	

These results are provisional until the conclusion of any judicial and technical inquiries.

Höljesbanan (1210m)

Published at...	Clerk of the Course	Timekeeper
	Christer JÖNSSON	Peter MAJOSHAZI



Supercar

SC - 04

Free Practice 2

7.	00:43.379	16.3	27.0	10:04:39.305
8.	37:05.686	6:39	26.1	10:41:44.991
9.	00:42.067	15.6	26.3	10:42:27.058
10.	00:41.835	15.6	26.1	10:43:08.893
11.	00:41.864	15.6	26.2	10:43:50.757

5.	13	Andreas BAKKERUD	NOR	Ford Focus RS
Lap	Laptime	Sector 1	Sector 2	Time of day
1.	00:42.757	16.0	26.6	09:05:40.797
2.	00:42.789	16.3	26.4	09:06:23.586
3.	00:42.491	16.0	26.3	09:07:06.077
4.	41:28.474	1:01	27.3	09:48:34.551
5.	00:42.636	15.8	26.7	09:49:17.187
6.	00:42.761	15.8	26.8	09:49:59.948
7.	00:42.893	16.1	26.7	09:50:42.841
8.	05:39.407	5:12	26.4	10:41:22.248
9.	00:45.038	18.6	26.4	10:42:07.286
10.	00:41.931	15.7	26.2	10:42:49.217
11.	00:42.011	15.7	26.2	10:43:31.228

6.	96	Kevin ERIKSSON	SWE	Ford Fiesta
Lap	Laptime	Sector 1	Sector 2	Time of day
1.	00:43.135	16.1	26.9	09:13:32.898
2.	00:43.130	16.0	27.0	09:14:16.028
3.	00:42.853	16.0	26.8	09:14:58.881
4.	47:03.402	6:36	27.0	10:02:02.283
5.	00:46.587	19.1	27.4	10:02:48.870
6.	00:42.875	15.9	26.9	10:03:31.745
7.	42:19.494	1:53	26.3	10:45:51.239
8.	00:42.010	15.6	26.3	10:46:33.249

7.	21	Timmy HANSEN	SWE	Peugeot 208
Lap	Laptime	Sector 1	Sector 2	Time of day
1.	00:43.418	16.2	27.1	09:05:30.667
2.	00:42.760	15.9	26.8	09:06:13.427
3.	00:42.837	16.0	26.8	09:06:56.264
4.	51:05.746	5:39	26.5	09:58:02.010
5.	00:42.492	15.6	26.8	09:58:44.502
6.	00:42.498	15.6	26.8	09:59:27.000
7.	00:42.571	15.7	26.8	10:00:09.571
8.	24:29.732	4:03	26.3	10:24:39.303
9.	00:42.313	15.5	26.7	10:25:21.616
10.	00:42.889	15.8	27.0	10:26:04.505
11.	00:42.118	15.4	26.6	10:26:46.623

8.	7	Timur TIMERZYANOV	RUS	Ford Fiesta
Lap	Laptime	Sector 1	Sector 2	Time of day
1.	00:43.522	16.2	27.2	09:09:25.411
2.	00:43.252	16.1	27.1	09:10:08.663
3.	00:43.198	16.2	26.9	09:10:51.861
4.	47:02.876	6:35	27.0	09:57:54.737
5.	00:42.950	16.1	26.7	09:58:37.687

These results are provisional until the conclusion of any judicial and technical inquiries.

Höljesbanan (1210m)

Published at...	Clerk of the Course Christer JÖNSSON		Timekeeper Peter MAJOSHAZI		
-----------------	---	--	-------------------------------	--	--

Supercar

SC - 04

Free Practice 2

6.	00:42.942	16.2	26.6	09:59:20.629
7.	00:43.002	15.9	27.0	10:00:03.631
8.	41:29.924	1:03	26.6	10:41:33.555
9.	00:45.563	18.9	26.6	10:42:19.118
10.	00:42.380	15.8	26.4	10:43:01.498
11.	00:42.441	15.8	26.5	10:43:43.939
12.	01:47.788	1:21	26.3	10:54:31.727
13.	00:42.636	15.8	26.7	10:55:14.363
14.	00:42.295	15.8	26.4	10:55:56.658

9. 57 Toomas HEIKKINEN FIN Audi S1				
Lap	Laptime	Sector 1	Sector 2	Time of day
1.	00:43.829	16.4	27.4	09:09:44.306
2.	00:43.420	16.1	27.2	09:10:27.726
3.	00:43.067	16.1	26.9	09:11:10.793
4.	33:06.615	2:39	27.0	09:44:17.408
5.	00:43.311	16.1	27.1	09:45:00.719
6.	00:43.527	16.0	27.4	09:45:44.246
7.	00:43.471	16.1	27.3	09:46:27.717
8.	05:38.516	5:11	26.7	10:37:06.233
9.	00:42.608	15.8	26.7	10:37:48.841
10.	00:42.773	16.0	26.7	10:38:31.614
11.	00:42.873	16.0	26.8	10:39:14.487
12.	15:37.903	5:11	26.5	10:54:52.390
13.	00:42.364	15.7	26.5	10:55:34.754
14.	00:42.538	15.8	26.7	10:56:17.292
15.	00:42.338	15.7	26.6	10:56:59.630

10. 6 Janis BAUMANIS LVA Ford Fiesta				
Lap	Laptime	Sector 1	Sector 2	Time of day
1.	00:43.685	16.7	26.9	09:09:17.857
2.	00:43.620	16.4	27.2	09:10:01.477
3.	00:43.376	16.2	27.1	09:10:44.853
4.	33:39.139	3:12	27.0	09:44:23.992
5.	00:43.612	16.3	27.3	09:45:07.604
6.	00:43.261	16.2	26.9	09:45:50.865
7.	00:43.534	16.2	27.2	09:46:34.399
8.	24:56.297	4:29	26.8	10:11:30.696
9.	00:43.319	16.1	27.2	10:12:14.015
10.	00:43.058	16.0	27.0	10:12:57.073
11.	00:43.454	16.3	27.1	10:13:40.527
12.	32:44.437	2:17	26.5	10:46:24.964
13.	00:42.379	15.8	26.4	10:47:07.343
14.	00:42.791	16.3	26.4	10:47:50.134

11. 15 Reinis NITISS LVA Audi S1				
Lap	Laptime	Sector 1	Sector 2	Time of day
1.	00:46.548	19.2	27.2	09:09:29.406
2.	00:43.356	16.1	27.1	09:10:12.762
3.	00:43.109	16.0	27.0	09:10:55.871
4.	42:24.626	1:57	27.3	09:53:20.497

These results are provisional until the conclusion of any judicial and technical inquiries.

Höljesbanan (1210m)

Published at...	Clerk of the Course Christer JÖNSSON	Timekeeper Peter MAJOSHAZI	
-----------------	---	-------------------------------	--

Supercar

SC - 04

Free Practice 2

5.	00:43.634	16.1	27.4	09:54:04.131
6.	00:43.330	16.0	27.2	09:54:47.461
7.	00:43.471	16.1	27.3	09:55:30.932
8.	46:09.350	5:42	26.9	10:41:40.282
9.	00:43.227	16.1	27.1	10:42:23.509
10.	00:43.099	16.0	27.0	10:43:06.608
11.	00:46.491	19.5	26.9	10:43:53.099
12.	01:47.209	1:20	26.5	10:54:40.308
13.	00:42.525	15.8	26.6	10:55:22.833
14.	00:42.487	15.8	26.6	10:56:05.320
15.	00:42.551	15.8	26.7	10:56:47.871

12. 71 Kevin HANSEN SWE Peugeot 208

Lap	Laptime	Sector 1	Sector 2	Time of day
1.	00:46.525	19.3	27.2	09:09:34.462
2.	00:43.183	16.0	27.1	09:10:17.645
3.	00:43.433	16.2	27.2	09:11:01.078
4.	33:06.520	2:39	27.2	09:44:07.598
5.	00:43.510	15.9	27.5	09:44:51.108
6.	00:43.992	16.0	27.9	09:45:35.100
7.	00:43.133	15.9	27.1	09:46:18.233
8.	25:17.371	4:50	27.0	10:11:35.604
9.	00:43.136	15.9	27.1	10:12:18.740
10.	00:42.959	15.8	27.1	10:13:01.699
11.	00:42.900	15.8	27.0	10:13:44.599
12.	28:07.415	7:40	26.8	10:41:52.014
13.	00:42.704	15.8	26.8	10:42:34.718
14.	00:45.580	18.6	26.8	10:43:20.298
15.	00:42.499	15.7	26.7	10:44:02.797

13. 100Guy WILKS GBR Volkswagen Polo

Lap	Laptime	Sector 1	Sector 2	Time of day
1.	00:44.202	16.5	27.6	09:09:46.556
2.	00:43.828	16.4	27.3	09:10:30.384
3.	00:43.428	16.2	27.1	09:11:13.812
4.	55:33.542	5:06	27.3	10:06:47.354
5.	00:43.351	16.0	27.3	10:07:30.705
6.	00:43.565	16.1	27.4	10:08:14.270
7.	00:45.486	18.4	26.9	10:08:59.756
8.	23:20.521	2:53	27.2	10:32:20.277
9.	00:43.458	15.8	27.5	10:33:03.735
10.	00:44.238	16.4	27.7	10:33:47.973
11.	00:45.940	18.7	27.1	10:34:33.913
12.	02:22.205	9:55	26.8	10:54:56.118
13.	00:42.622	15.8	26.8	10:55:38.740
14.	00:42.736	15.8	26.9	10:56:21.476
15.	00:45.591	18.5	27.0	10:57:07.067

14. 98 Oliver ERIKSSON SWE Ford Fiesta

Lap	Laptime	Sector 1	Sector 2	Time of day
1.	00:43.917	16.5	27.3	09:13:53.236

These results are provisional until the conclusion of any judicial and technical inquires.

Höljesbanan (1210m)

Published at...	Clerk of the Course Christer JÖNSSON		Timekeeper Peter MAJOSHAZI		
-----------------	---	--	-------------------------------	--	--

Supercar

SC - 04

Free Practice 2

2.	00:43.916	16.4	27.4	09:14:37.152
3.	00:57.606	16.2	41.3	09:15:34.758
4.	56:06.407	5:39	27.3	10:11:41.165
5.	00:43.564	16.1	27.4	10:12:24.729
6.	00:43.094	16.0	27.0	10:13:07.823
7.	00:43.516	16.1	27.3	10:13:51.339
8.	27:38.236	7:11	26.7	10:41:29.575
9.	17:17.055	15.9	32.8	10:58:46.630
10.	00:42.627	16.0	26.6	10:59:29.257
11.	00:42.823	15.8	26.9	11:00:12.080

15. 45 Per-Gunnar ANDERSSON SWE Audi S1				
Lap	Laptime	Sector 1	Sector 2	Time of day
1.	00:44.240	16.7	27.4	09:13:38.316
2.	00:46.995	19.7	27.2	09:14:25.311
3.	00:44.094	16.5	27.5	09:15:09.405
4.	37:51.830	7:24	27.1	09:53:01.235
5.	00:43.175	16.0	27.1	09:53:44.410
6.	00:45.948	18.9	26.9	09:54:30.358
7.	00:43.378	16.0	27.2	09:55:13.736
8.	41:33.172	1:06	26.9	10:36:46.908
9.	00:42.964	15.9	27.0	10:37:29.872
10.	00:43.061	16.2	26.8	10:38:12.933
11.	00:46.895	19.7	27.1	10:38:59.828
12.	11:21.051	1:54	27.0	10:50:20.879
13.	00:42.910	16.0	26.8	10:51:03.789
14.	00:46.015	19.1	26.8	10:51:49.804
15.	00:42.780	15.8	26.9	10:52:32.584

16. 68 Niclas GRÖNHOLM FIN Ford Fiesta				
Lap	Laptime	Sector 1	Sector 2	Time of day
1.	00:43.062	00.0	00.0	09:09:49.827
2.	00:43.016	00.0	00.0	09:10:32.843
3.	00:42.879	00.0	00.0	09:11:15.722
4.	51:08.533	5:41	27.1	10:02:24.255
5.	00:42.798	15.9	26.8	10:03:07.053
6.	00:45.935	19.1	26.7	10:03:52.988
7.	00:43.111	15.9	27.1	10:04:36.099

17. 44 Timo SCHEIDER DEU Ford Fiesta				
Lap	Laptime	Sector 1	Sector 2	Time of day
1.	00:44.102	16.5	27.5	09:05:14.926
2.	00:45.013	16.3	28.6	09:05:59.939
3.	00:43.662	16.3	27.2	09:06:43.601
4.	41:29.757	1:02	27.3	09:48:13.358
5.	00:44.652	16.2	28.4	09:48:58.010
6.	00:43.781	16.3	27.4	09:49:41.791
7.	00:43.700	16.2	27.4	09:50:25.491
8.	25:16.397	4:49	27.2	10:15:41.888
9.	00:43.421	16.2	27.1	10:16:25.309
10.	00:43.599	16.4	27.1	10:17:08.908

These results are provisional until the conclusion of any judicial and technical inquiries.

Höljesbanan (1210m)

Published at...	Clerk of the Course Christer JÖNSSON		Timekeeper Peter MAJOSHAZI		
-----------------	---	--	-------------------------------	--	--

Supercar

SC - 04

Free Practice 2

11.	00:43.375	16.0	27.2	10:17:52.283
12.	28:03.765	7:37	26.7	10:45:56.048
13.	00:42.881	15.9	26.9	10:46:38.929
14.	00:45.003	17.1	27.8	10:47:23.932
15.	00:43.010	16.2	26.7	10:48:06.942

18. 87 Jean-Baptiste DUBOURG FRA Peugeot 208

Lap	Laptime	Sector 1	Sector 2	Time of day
1.	00:44.394	16.7	27.6	09:13:43.883
2.	00:44.316	16.7	27.5	09:14:28.199
3.	00:44.469	16.8	27.6	09:15:12.668
4.	42:30.381	2:02	27.6	09:57:43.049
5.	00:44.049	16.5	27.4	09:58:27.098
6.	00:43.972	16.3	27.6	09:59:11.070
7.	00:44.056	16.1	27.8	09:59:55.126
8.	15:42.499	5:14	27.6	10:15:37.625
9.	00:44.250	16.2	27.9	10:16:21.875
10.	00:43.840	16.1	27.6	10:17:05.715
11.	00:44.285	16.4	27.8	10:17:50.000
12.	32:23.830	1:56	27.1	10:50:13.830
13.	00:43.762	16.5	27.2	10:50:57.592
14.	00:43.390	16.1	27.2	10:51:40.982
15.	00:43.352	16.3	27.0	10:52:24.334

19. 93 Sebastian ERIKSSON SWE Ford Fiesta

Lap	Laptime	Sector 1	Sector 2	Time of day
1.	00:43.703	16.4	27.2	09:18:09.814
2.	00:47.731	20.0	27.6	09:18:57.545
3.	00:44.535	16.2	28.3	09:19:42.080

20. 10 "CSUCSU" HUN Kia Rio

Lap	Laptime	Sector 1	Sector 2	Time of day
1.	00:45.250	17.3	27.9	09:14:06.533
2.	00:48.635	20.7	27.8	09:14:55.168
3.	00:48.502	20.4	28.0	09:15:43.670
4.	37:41.210	7:13	27.6	09:53:24.880
5.	00:44.992	17.0	27.9	09:54:09.872
6.	00:48.038	20.2	27.8	09:54:57.910
7.	00:44.418	16.7	27.7	09:55:42.328
8.	24:42.348	4:14	27.3	10:20:24.676
9.	00:46.961	19.3	27.5	10:21:11.637
10.	00:44.346	16.6	27.6	10:21:55.983
11.	00:44.467	16.5	27.9	10:22:40.450
12.	19:17.902	8:50	27.5	10:41:58.352
13.	00:43.966	16.6	27.3	10:42:42.318
14.	00:44.812	17.0	27.7	10:43:27.130
15.	00:43.893	16.6	27.2	10:44:11.023
16.	06:26.592	5:59	27.1	10:50:37.615
17.	00:43.804	16.5	27.2	10:51:21.419
18.	00:43.705	16.3	27.3	10:52:05.124
19.	00:45.120	16.6	28.4	10:52:50.244

These results are provisional until the conclusion of any judicial and technical inquiries.

Höljesbanan (1210m)

Published at...	Clerk of the Course	Timekeeper
	Christer JÖNSSON	Peter MAJOSHAZI



Supercar

SC - 04

Free Practice 2

21. 60 Joni-Pekka RAJALA FIN Mitsubishi Mirage				
Lap	Laptime	Sector 1	Sector 2	Time of day
1.	00:47.343	17.2	30.0	09:14:06.275
2.	00:48.383	19.7	28.6	09:14:54.658
3.	00:45.670	17.4	28.2	09:15:40.328
4.	02:49.458	2:21	27.8	10:36:29.786
5.	00:44.632	16.7	27.9	10:37:14.418
6.	00:44.827	16.8	27.9	10:37:59.245
7.	00:44.907	16.7	28.1	10:38:44.152
8.	11:44.129	1:16	27.9	10:50:28.281
9.	00:47.195	19.5	27.6	10:51:15.476
10.	00:44.738	16.6	28.0	10:52:00.214
11.	00:44.734	16.8	27.9	10:52:44.948

22. 84 Hervé "Knapick" LEMONNIER FRA Citroën DS3				
Lap	Laptime	Sector 1	Sector 2	Time of day
1.	00:47.682	18.3	29.3	09:14:04.819
2.	00:46.904	17.6	29.2	09:14:51.723
3.	00:47.723	18.3	29.3	09:15:39.446
4.	37:30.132	7:00	29.3	09:53:09.578
5.	00:46.255	17.2	28.9	09:53:55.833
6.	00:46.046	17.1	28.9	09:54:41.879
7.	00:47.431	17.3	30.1	09:55:29.310
8.	29:24.636	8:56	28.2	10:24:53.946
9.	00:45.948	16.9	28.9	10:25:39.894
10.	00:46.771	17.0	29.7	10:26:26.665
11.	00:45.585	00.0	00.0	10:27:12.250
12.	18:59.384	8:30	28.5	10:46:11.634
13.	00:45.236	16.8	28.3	10:46:56.870
14.	00:49.553	21.0	28.4	10:47:46.423
15.	00:45.042	16.8	28.2	10:48:31.465

These results are provisional until the conclusion of any judicial and technical inquiries.

Höljesbanan (1210m)

Published at...	Clerk of the Course	Timekeeper	
	Christer JÖNSSON	Peter MAJOSHAZI	

Printed: 7/1/2017 11:02:47 AM

Page 8 of 8

Supercar

SC - 02

Provisional Grid Sheet for Q 1 by the draw (Right Pole)

P5	P4	P3	P2	POLE
Race 1				
		11	84	13
Race 2				
	3	21	98	10
Race 3				
96	7	15	71	6
Race 4				
93	44	43	9	87
Race 5				
45	100	68	57	60

R1

- 13 Andreas BAKKERUD NOR
- 84 Hervé "Knapick" LEMONNIER FRA
- 11 Petter SOLBERG NOR

R2

- 10 "CSUCSU" HUN
- 98 Oliver ERIKSSON SWE
- 21 Timmy HANSEN SWE
- 3 Johan KRISTOFFERSSON SWE

R3

- 6 Janis BAUMANIS LVA
- 71 Kevin HANSEN SWE
- 15 Reinis NITISS LVA
- 7 Timur TIMERZYANOV RUS
- 96 Kevin ERIKSSON SWE

R4

- 87 Jean-Baptiste DUBOURG FRA
- 9 Sébastien LOEB FRA
- 43 Ken BLOCK USA
- 44 Timo SCHEIDER DEU
- 93 Sebastian ERIKSSON SWE

R5

- 60 Joni-Pekka RAJALA FIN
- 57 Toomas HEIKKINEN FIN
- 68 Niclas GRÖNHOLM FIN
- 100 Guy WILKS GBR
- 45 Per-Gunnar ANDERSSON SWE

These results are provisional until the conclusion of any judicial and technical inquiries.

Höljesbanan (1210m)

Published at...	Clerk of the Course Christer JÖNSSON	Timekeeper Peter MAJOSHAZI	
-----------------	---	-------------------------------	--

Printed: 6/30/2017 1:22:24 PM

Page 1 of 1

Supercar

SC - 05

Result of Q 1

Pos.	No.	Driver Competitor/Entrant	Nat./Car	Total Tm Laps/Jok/Race	Gap Penalty	Lap0	Lap1 S1 S2	Lap2 S1 S2	Lap3 S1 S2	Lap4 S1 S2	Pts.
1	9	Sébastien LOEB Team Peugeot-Hansen	FRA Peugeot 208	2:55.149 4/1 R4	-		0:45.264 19.0 26.2	0:42.400 16.0 26.3	0:42.209 15.8 26.3	0:45.276 18.8 26.4	50
2	3	Johan KRISTOFFERSSON PSRX Volkswagen Sweden	SWE Volkswagen Polo GTI	2:55.983 4/1 R2	0:00.834 -		0:46.184 20.1 26.0	0:42.738 16.7 26.0	0:42.543 16.5 26.0	0:44.518 18.6 25.9	45
3	13	Andreas BAKKERUD Hoonigan Racing Division	NOR Ford Focus RS	2:56.018 4/1 R1	0:00.869 -		0:45.742 19.3 26.3	0:42.337 16.0 26.2	0:45.165 18.5 26.6	0:42.774 16.1 26.6	42
4	11	Petter SOLBERG PSRX Volkswagen Sweden	NOR Volkswagen Polo GTI	2:56.271 4/1 R1	0:01.122 -		0:46.059 19.8 26.2	0:44.975 18.8 26.1	0:42.439 15.9 26.4	0:42.798 16.3 26.4	40
5	68	Niclas GRÖNHOLM GRX	FIN Ford Fiesta	2:57.268 4/1 R5	0:02.119 -		0:46.071 19.6 26.4	0:42.871 16.3 26.4	0:45.744 19.2 26.4	0:42.582 16.0 26.5	39
6	43	Ken BLOCK Hoonigan Racing Division	USA Ford Focus RS	2:57.387 4/1 R4	0:02.238 -		0:49.408 22.7 26.6	0:42.554 16.1 26.3	0:42.967 16.4 26.5	0:42.458 16.0 26.4	38
7	21	Timmy HANSEN Team Peugeot-Hansen	SWE Peugeot 208	2:57.433 4/1 R2	0:02.284 -		0:48.681 22.2 26.3	0:43.235 16.8 26.3	0:42.797 16.4 26.3	0:42.720 16.3 26.3	37
8	96	Kevin ERIKSSON MJP Racing Team Austria	SWE Ford Fiesta	2:57.536 4/1 R3	0:02.387 -		0:45.542 19.1 26.3	0:45.997 19.6 26.3	0:42.926 16.4 26.4	0:43.071 16.4 26.6	36
9	57	Toomas HEIKKINEN EKS	FIN Audi S1	2:57.743 4/1 R5	0:02.594 -		0:45.626 19.1 26.4	0:43.082 16.3 26.7	0:43.296 16.5 26.7	0:45.739 19.0 26.6	35
10	44	Timo SCHEIDER MJP Racing Team Austria	DEU Ford Fiesta	2:58.299 4/1 R4	0:03.150 -		0:46.113 19.5 26.5	0:42.903 16.3 26.5	0:42.734 16.0 26.7	0:46.549 19.7 26.8	34
11	71	Kevin HANSEN Team Peugeot-Hansen	SWE Peugeot 208	2:58.450 4/1 R3	0:03.301 -		0:46.708 20.0 26.6	0:43.183 16.3 26.8	0:43.092 16.1 26.9	0:45.467 18.5 26.8	33
12	6	Janis BAUMANIS Team Stard	LVA Ford Fiesta	2:58.785 4/1 R3	0:03.636 -		0:48.623 22.2 26.3	0:43.631 16.7 26.8	0:43.148 16.5 26.5	0:43.383 16.5 26.8	32
13	93	Sebastian ERIKSSON Olsbergs MSE	SWE Ford Fiesta	2:58.870 4/1 R4	0:03.721 -		0:46.817 19.9 26.8	0:42.944 16.1 26.8	0:42.719 16.0 26.7	0:46.390 19.4 26.9	31
14	15	Reinis NITISS EKS	LVA Audi S1	2:59.572 4/1 R3	0:04.423 -		0:49.759 22.9 26.8	0:43.190 16.5 26.6	0:43.387 16.7 26.6	0:43.236 16.4 26.8	30
15	7	Timur TIMERZYANOV Team Stard	RUS Ford Fiesta	2:59.816 4/1 R3	0:04.667 -		0:50.817 24.2 26.5	0:42.715 16.2 26.4	0:43.133 16.6 26.5	0:43.151 16.4 26.6	29
16	98	Oliver ERIKSSON Olsbergs MSE	SWE Ford Fiesta	3:00.123 4/1 R2	0:04.974 -		0:45.862 19.1 26.7	0:44.844 17.5 27.2	0:43.394 16.4 26.9	0:46.023 19.1 26.9	28
17	45	Per-Gunnar ANDERSSON EKS	SWE Audi S1	3:00.219 4/1 R5	0:05.070 -		0:50.072 23.0 27.0	0:43.724 16.5 27.2	0:43.217 16.2 26.9	0:43.206 16.2 26.9	27
18	87	Jean-Baptiste DUBOURG DA Racing	FRA Peugeot 208	3:02.033 4/1 R4	0:06.884 -		0:50.330 23.2 27.0	0:43.793 16.4 27.3	0:44.302 17.0 27.2	0:43.608 16.4 27.1	26
19	60	Joni-Pekka RAJALA Vaaranmaa Racing	FIN Mitsubishi Mirage	3:05.701 4/1 R5	0:10.552 -		0:48.131 20.2 27.8	0:47.450 19.3 28.0	0:44.612 16.8 27.7	0:45.508 17.1 28.3	25
20	100	Guy WILKS Loco World RX Team	GBR Volkswagen Polo	3:06.055 4/1 R5	0:10.906 -		0:50.944 23.4 27.4	0:44.806 16.6 28.1	0:44.648 17.1 27.5	0:45.657 17.2 28.3	24
21	10	"CSUCSU" Speedy Motorsport	HUN Kia Rio	3:06.681 4/1 R2	0:11.532 -		0:51.775 24.1 27.5	0:45.055 17.6 27.3	0:44.840 17.4 27.4	0:45.011 17.7 27.2	23
22	84	Hervé "Knapick" LEMONNIER Hervé "Knapick" Lemonnier	FRA Citroën DS3	3:09.432 4/1 R1	0:14.283 -		0:49.863 21.3 28.5	0:48.548 20.4 28.0	0:45.451 17.0 28.3	0:45.570 17.1 28.4	22

These results are provisional until the conclusion of any judicial and technical inquiries.

Höljesbanan (1210m)

Published at...	Clerk of the Course Christer JÖNSSON	Timekeeper Peter MAJOSHAZI	
-----------------	---	-------------------------------	--

Printed: 7/1/2017 3:18:43 PM

Page 1 of 1

Supercar

SC - 06

Provisional Grid Sheet for Q 2 (Right Pole)

P5	P4	P3	P2	POLE
Race 1				
		84	10	100
Race 2				
	60	87	45	98
Race 3				
7	15	93	6	71
Race 4				
44	57	96	21	43
Race 5				
68	11	13	3	9

R1

- 100 Guy WILKS GBR
- 10 "CSUCSU" HUN
- 84 Hervé "Knapick" LEMONNIER FRA

R2

- 98 Oliver ERIKSSON SWE
- 45 Per-Gunnar ANDERSSON SWE
- 87 Jean-Baptiste DUBOURG FRA
- 60 Joni-Pekka RAJALA FIN

R3

- 71 Kevin HANSEN SWE
- 6 Janis BAUMANIS LVA
- 93 Sebastian ERIKSSON SWE
- 15 Reinis NITISS LVA
- 7 Timur TIMERZYANOV RUS

R4

- 43 Ken BLOCK USA
- 21 Timmy HANSEN SWE
- 96 Kevin ERIKSSON SWE
- 57 Toomas HEIKKINEN FIN
- 44 Timo SCHEIDER DEU

R5

- 9 Sébastien LOEB FRA
- 3 Johan KRISTOFFERSSON SWE
- 13 Andreas BAKKERUD NOR
- 11 Petter SOLBERG NOR
- 68 Niclas GRÖNHOLM FIN

These results are provisional until the conclusion of any judicial and technical inquiries.

Höljesbanan (1210m)

Published at...	Clerk of the Course Christer JÖNSSON <i>gj</i>	Timekeeper Peter MAJOSHAZI <i>MSA</i>	
-----------------	---	--	--

Supercar

SC - 08

Result of Q 2

Modified

Pos.	No.	Driver Competitor/Entrant	Nat./Car	Total Tm Laps/Jok/Race	Gap Penalty	Lap0	Lap1 S1 S2	Lap2 S1 S2	Lap3 S1 S2	Lap4 S1 S2	Pts.
1	3	Johan KRISTOFFERSSON PSRX Volkswagen Sweden	SWE Volkswagen Polo GTI	2:52.393 4/1 R5	-		0:44.816 18.8 25.9	0:41.829 15.6 26.1	0:41.522 15.6 25.8	0:44.226 18.2 25.9	50
2	96	Kevin ERIKSSON MJP Racing Team Austria	SWE Ford Fiesta	2:54.859 4/1 R4	0:02.466 -		0:45.370 19.1 26.2	0:42.334 15.8 26.4	0:42.354 15.8 26.5	0:44.801 18.2 26.5	45
3	13	Andreas BAKKERUD Hoonigan Racing Division	NOR Ford Focus RS	2:54.938 4/1 R5	0:02.545 -		0:45.553 19.3 26.2	0:42.193 15.7 26.4	0:44.675 18.1 26.4	0:42.517 15.8 26.6	42
4	21	Timmy HANSEN Team Peugeot-Hansen	SWE Peugeot 208	2:55.247 4/1 R4	0:02.854 -		0:45.955 19.6 26.3	0:41.965 15.6 26.2	0:44.969 18.6 26.2	0:42.358 15.7 26.6	40
5	9	Sébastien LOEB Team Peugeot-Hansen	FRA Peugeot 208	2:55.271 4/1 R5	0:02.878 -		0:48.392 22.1 26.2	0:42.300 15.9 26.3	0:42.231 15.8 26.3	0:42.348 15.6 26.6	39
6	11	Petter SOLBERG PSRX Volkswagen Sweden	NOR Volkswagen Polo GTI	2:55.542 4/1 R5	0:03.149 -		0:45.894 19.7 26.1	0:45.104 18.8 26.2	0:42.284 15.9 26.3	0:42.260 15.7 26.4	38
7	43	Ken BLOCK Hoonigan Racing Division	USA Ford Focus RS	2:55.708 4/1 R4	0:03.315 -		0:49.060 22.5 26.4	0:41.830 15.7 26.1	0:42.394 16.0 26.3	0:42.424 15.9 26.5	37
8	68	Niclas GRÖNHOLM GRX	FIN Ford Fiesta	2:56.312 4/1 R5	0:03.919 -		0:49.284 23.0 26.2	0:42.517 15.9 26.5	0:42.286 15.9 26.3	0:42.225 15.8 26.3	36
9	71	Kevin HANSEN Team Peugeot-Hansen	SWE Peugeot 208	2:57.208 4/1 R3	0:04.815 -		0:46.160 19.1 26.9	0:42.999 16.1 26.8	0:42.780 15.9 26.8	0:45.269 18.4 26.7	35
10	44	Timo SCHEIDER MJP Racing Team Austria	DEU Ford Fiesta	2:57.435 4/1 R4	0:05.042 -		0:46.533 19.9 26.5	0:45.959 19.1 26.8	0:42.530 16.0 26.5	0:42.413 15.8 26.5	34
11	7	Timur TIMERZYANOV Team Stard	RUS Ford Fiesta	2:57.553 4/1 R3	0:05.160 -		0:46.452 19.5 26.9	0:43.003 16.3 26.6	0:45.713 18.8 26.8	0:42.385 15.8 26.5	33
12	98	Oliver ERIKSSON Olsbergs MSE	SWE Ford Fiesta	2:58.170 4/1 R2	0:05.777 -		0:46.142 19.0 27.1	0:43.053 16.1 26.9	0:46.243 18.9 27.3	0:42.732 15.8 26.8	32
13	15	Reinis NITISS EKS	LVA Audi S1	2:58.355 4/1 R3	0:05.962 -		0:49.870 23.1 26.7	0:42.803 16.0 26.7	0:42.942 16.2 26.7	0:42.740 15.9 26.7	31
14	93	Sebastian ERIKSSON Olsbergs MSE	SWE Ford Fiesta	2:58.622 4/1 R3	0:06.229 -		0:47.253 20.3 26.8	0:42.609 16.0 26.5	0:43.002 16.2 26.7	0:45.758 19.1 26.6	30
15	45	Per-Gunnar ANDERSSON EKS	SWE Audi S1	2:59.349 4/1 R2	0:06.956 -		0:46.972 19.9 27.0	0:46.061 19.1 26.8	0:43.276 16.3 26.9	0:43.040 16.1 26.8	29
16	6	Janis BAUMANIS Team Stard	LVA Ford Fiesta	2:59.600 4/1 R3	0:07.207 -		0:50.386 23.6 26.7	0:42.836 15.8 26.9	0:43.051 15.9 27.1	0:43.327 16.1 27.1	28
17	87	Jean-Baptiste DUBOURG DA Racing	FRA Peugeot 208	3:02.480 4/1 R2	0:10.087 -		0:48.212 20.5 27.6	0:43.888 16.4 27.4	0:43.683 16.4 27.1	0:46.697 19.4 27.2	27
18	60	Joni-Pekka RAJALA Vaaranmaa Racing	FIN Mitsubishi Mirage	3:03.930 4/1 R2	0:11.537 -		0:51.304 23.5 27.7	0:44.150 16.6 27.5	0:44.208 16.7 27.4	0:44.268 16.7 27.5	26
19	84	Hervé "Knapick" LEMONNIER Hervé "Knapick" Lemonnier	FRA Citroën DS3	3:09.282 4/1 R1	0:16.889 -		0:53.571 25.2 28.3	0:45.252 16.9 28.2	0:45.298 16.7 28.5	0:45.161 16.9 28.1	25
20	57	Toomas HEIKKINEN EKS	FIN Audi S1	3:11.800 4/1 R4	0:19.407 -		0:52.741 24.0 28.6	0:46.234 17.0 29.2	0:46.175 17.2 28.9	0:46.650 17.4 29.2	24
21	100	Guy WILKS Loco World RX Team	GBR Volkswagen Polo	3:19.941 4/1 R1	0:27.548 -		1:08.467 41.4 26.9	0:45.476 18.5 26.9	0:42.980 15.7 27.1	0:43.018 15.8 27.1	23
DSQ	10	"CSUCSU" Speedy Motorsport	HUN Kia Rio	- 4/1 R1	-		0:50.495 23.0 27.4	0:44.090 16.7 27.3	0:43.907 16.5 27.3	0:44.237 16.7 27.4	0

#10 - Disqualified Stw. Dec. No.5

These results are provisional until the conclusion of any judicial and technical inquiries.

Höljesbanan (1210m)

Published at...	Clerk of the Course Christer JÖNSSON	Timekeeper Peter MAJOSHAZI	
-----------------	---	-------------------------------	--

Printed: 7/1/2017 6:36:43 PM

Page 1 of 1

Supercar

SC - 09

Result after Q 2


Pos.	No.	Driver Competitor/Entrant	Nat. Car Ch.	Q1	Q2	Q3	Q4	Q Sum	Int. Pt.	SF1	SF2	Final	Ch. Pt.	Ch Sum
1	3	Johan KRISTOFFERSSON PSRX Volkswagen Sweden	SWE Volkswagen Polo GTI	45 (2.) 2:55.983	50 (1.) 2:52.393			95						
2	9	Sébastien LOEB Team Peugeot-Hansen	FRA Peugeot 208	50 (1.) 2:55.149	39 (5.) 2:55.271			89						
3	13	Andreas BAKKERUD Hoonigan Racing Division	NOR Ford Focus RS	42 (3.) 2:56.018	42 (3.) 2:54.938			84						
4	96	Kevin ERIKSSON MJP Racing Team Austria	SWE Ford Fiesta	36 (8.) 2:57.536	45 (2.) 2:54.859			81						
5	11	Petter SOLBERG PSRX Volkswagen Sweden	NOR Volkswagen Polo GTI	40 (4.) 2:56.271	38 (6.) 2:55.542			78						
6	21	Timmy HANSEN Team Peugeot-Hansen	SWE Peugeot 208	37 (7.) 2:57.433	40 (4.) 2:55.247			77						
7	43	Ken BLOCK Hoonigan Racing Division	USA Ford Focus RS	38 (6.) 2:57.387	37 (7.) 2:55.708			75						
8	68	Niclas GRÖNHOLM GRX	FIN Ford Fiesta	39 (5.) 2:57.268	36 (8.) 2:56.312			75						
9	71	Kevin HANSEN Team Peugeot-Hansen	SWE Peugeot 208	33 (11.) 2:58.450	35 (9.) 2:57.208			68						
10	44	Timo SCHEIDER MJP Racing Team Austria	DEU Ford Fiesta	34 (10.) 2:58.299	34 (10.) 2:57.435			68						
11	7	Timur TIMERZYANOV Team Stard	RUS Ford Fiesta	29 (15.) 2:59.816	33 (11.) 2:57.553			62						
12	15	Reinis NITISS EKS	LVA Audi S1	30 (14.) 2:59.572	31 (13.) 2:58.355			61						
13	93	Sebastian ERIKSSON Olsbergs MSE	SWE Ford Fiesta	31 (13.) 2:58.870	30 (14.) 2:58.622			61						
14	98	Oliver ERIKSSON Olsbergs MSE	SWE Ford Fiesta	28 (16.) 3:00.123	32 (12.) 2:58.170			60						
15	6	Janis BAUMANIS Team Stard	LVA Ford Fiesta	32 (12.) 2:58.785	28 (16.) 2:59.600			60						
16	57	Toomas HEIKKINEN EKS	FIN Audi S1	35 (9.) 2:57.743	24 (20.) 3:11.800			59						
17	45	Per-Gunnar ANDERSSON EKS	SWE Audi S1	27 (17.) 3:00.219	29 (15.) 2:59.349			56						
18	87	Jean-Baptiste DUBOURG DA Racing	FRA Peugeot 208	26 (18.) 3:02.033	27 (17.) 3:02.480			53						
19	60	Joni-Pekka RAJALA Vaaranmaa Racing	FIN Mitsubishi Mirage	25 (19.) 3:05.701	26 (18.) 3:03.930			51						
20	84	Hervé "Knapick" LEMONNIER Hervé "Knapick" Lemonnier	FRA Citroën DS3	22 (22.) 3:09.432	25 (19.) 3:09.282			47						
21	100	Guy WILKS Loco World RX Team	GBR Volkswagen Polo	24 (20.) 3:06.055	23 (21.) 3:19.941			47						
22	10	"CSUCSU" Speedy Motorsport	HUN Kia Rio	23 (21.) 3:06.681	0 (22.) DSQ			23						

22 drivers

 -
-

These results are provisional until the conclusion of any judicial and technical inquiries.

Höljesbanan (1210m)

Published at...	Clerk of the Course Christer JÖNSSON		Timekeeper Peter MAJOSHAZI		
-----------------	---	---	-------------------------------	---	---

Printed: 7/1/2017 6:37:56 PM

Page 1 of 1

Supercar

SC - 11

Warm-up

Ranking

Pos.	No.	Driver	Competitor/Entrant	Nat.	Car	Best lap	Diff	Laps
1	11	Petter SOLBERG	PSRX Volkswagen Sweden	NOR	Volkswagen Polo GTI	0:41.714		1
2	3	Johan KRISTOFFERSSON	PSRX Volkswagen Sweden	SWE	Volkswagen Polo GTI	0:41.886	0:00.172	1
3	21	Timmy HANSEN	Team Peugeot-Hansen	SWE	Peugeot 208	0:42.014	0:00.300	1
4	13	Andreas BAKKERUD	Hoonigan Racing Division	NOR	Ford Focus RS	0:42.077	0:00.363	1
5	68	Niclas GRÖNHOLM	GRX	FIN	Ford Fiesta	0:42.165	0:00.451	1
6	96	Kevin ERIKSSON	MJP Racing Team Austria	SWE	Ford Fiesta	0:42.447	0:00.733	1
7	9	Sébastien LOEB	Team Peugeot-Hansen	FRA	Peugeot 208	0:42.462	0:00.748	1
8	71	Kevin HANSEN	Team Peugeot-Hansen	SWE	Peugeot 208	0:42.694	0:00.980	1
9	6	Janis BAUMANIS	Team Stard	LVA	Ford Fiesta	0:42.861	0:01.147	1
10	15	Reinis NITISS	EKS	LVA	Audi S1	0:42.912	0:01.198	1
11	44	Timo SCHEIDER	MJP Racing Team Austria	DEU	Ford Fiesta	0:43.073	0:01.359	1
12	100	Guy WILKS	Loco World RX Team	GBR	Volkswagen Polo	0:43.114	0:01.400	1
13	98	Oliver ERIKSSON	Olsbergs MSE	SWE	Ford Fiesta	0:43.319	0:01.605	1
14	57	Toomas HEIKKINEN	EKS	FIN	Audi S1	0:43.378	0:01.664	1
15	93	Sebastian ERIKSSON	Olsbergs MSE	SWE	Ford Fiesta	0:43.410	0:01.696	1
16	43	Ken BLOCK	Hoonigan Racing Division	USA	Ford Focus RS	0:43.476	0:01.762	1
17	45	Per-Gunnar ANDERSSON	EKS	SWE	Audi S1	0:43.492	0:01.778	1
18	87	Jean-Baptiste DUBOURG	DA Racing	FRA	Peugeot 208	0:43.538	0:01.824	1
19	60	Joni-Pekka RAJALA	Vaaranmaa Racing	FIN	Mitsubishi Mirage	0:44.989	0:03.275	1
20	84	Hervé "Knapick" LEMONNIER	Hervé "Knapick" Lemonnier	FRA	Citröen DS3	0:46.125	0:04.411	1
21	10	"CSUCSU"	Speedy Motorsport	HUN	Kia Rio	0:47.274	0:05.560	1
DNF	7	Timur TIMERZYANOV	Team Stard	RUS	Ford Fiesta	0:00.000	-	0

Total:0 Drivers included DNS: 0 ,DNF: 0 , EXC: 0

These results are provisional until the conclusion of any judicial and technical inquiries.

Höljesbanan (1210m)

Published at...	Clerk of the Course Christer JÖNSSON		Timekeeper Peter MAJOSHAZI		
-----------------	---	--	-------------------------------	--	--

Supercar

SC - 11

Warm-up

Lap Times

1.	11	Petter SOLBERG	NOR	Volkswagen Polo GTI
Lap	Laptime	Sector 1	Sector 2	Time of day
1.	00:41.714	15.6	26.0	08:34:30.871
2.	3	Johan KRISTOFFERSSON	SWE	Volkswagen Polo GTI
Lap	Laptime	Sector 1	Sector 2	Time of day
1.	00:41.886	15.8	26.0	08:34:25.005
3.	21	Timmy HANSEN	SWE	Peugeot 208
Lap	Laptime	Sector 1	Sector 2	Time of day
1.	00:42.014	15.7	26.2	08:34:05.347
4.	13	Andreas BAKKERUD	NOR	Ford Focus RS
Lap	Laptime	Sector 1	Sector 2	Time of day
1.	00:42.077	15.8	26.1	08:34:13.666
5.	68	Niclas GRÖNHOLM	FIN	Ford Fiesta
Lap	Laptime	Sector 1	Sector 2	Time of day
1.	00:42.165	15.7	26.4	08:44:32.204
6.	96	Kevin ERIKSSON	SWE	Ford Fiesta
Lap	Laptime	Sector 1	Sector 2	Time of day
1.	00:42.447	16.0	26.3	08:37:48.992
7.	9	Sébastien LOEB	FRA	Peugeot 208
Lap	Laptime	Sector 1	Sector 2	Time of day
1.	00:42.462	15.9	26.5	08:34:00.140
8.	71	Kevin HANSEN	SWE	Peugeot 208
Lap	Laptime	Sector 1	Sector 2	Time of day
1.	00:42.694	16.0	26.6	08:37:25.410
9.	6	Janis BAUMANIS	LVA	Ford Fiesta
Lap	Laptime	Sector 1	Sector 2	Time of day
1.	00:42.861	16.3	26.4	08:37:43.184
10.	15	Reinis NITISS	LVA	Audi S1
Lap	Laptime	Sector 1	Sector 2	Time of day
1.	00:42.912	16.0	26.8	08:37:29.944
11.	44	Timo SCHEIDER	DEU	Ford Fiesta
Lap	Laptime	Sector 1	Sector 2	Time of day
1.	00:43.073	16.1	26.9	08:33:55.624
12.	100	Guy WILKS	GBR	Volkswagen Polo
Lap	Laptime	Sector 1	Sector 2	Time of day
1.	00:43.114	16.1	27.0	08:37:35.794
13.	98	Oliver ERIKSSON	SWE	Ford Fiesta
Lap	Laptime	Sector 1	Sector 2	Time of day
1.	00:43.319	15.8	27.4	08:44:41.000

These results are provisional until the conclusion of any judicial and technical inquiries.

Höljesbanan (1210m)

Published at...	Clerk of the Course Christer JÖNSSON		Timekeeper Peter MAJOSHAZI		
-----------------	---	--	-------------------------------	--	--

Printed: 7/2/2017 9:02:56 AM

Page 2 of 3

Supercar

SC - 11

Warm-up

14.	57	Toomas HEIKKINEN	FIN	Audi S1
Lap	Laptime	Sector 1	Sector 2	Time of day
1.	00:43.378	16.4	26.9	08:38:02.464
15.	93	Sebastian ERIKSSON	SWE	Ford Fiesta
Lap	Laptime	Sector 1	Sector 2	Time of day
1.	00:43.410	15.8	27.5	08:44:26.429
16.	43	Ken BLOCK	USA	Ford Focus RS
Lap	Laptime	Sector 1	Sector 2	Time of day
1.	00:43.476	16.1	27.2	08:34:21.780
17.	45	Per-Gunnar ANDERSSON	SWE	Audi S1
Lap	Laptime	Sector 1	Sector 2	Time of day
1.	00:43.492	16.3	27.1	08:44:21.768
18.	87	Jean-Baptiste DUBOURG	FRA	Peugeot 208
Lap	Laptime	Sector 1	Sector 2	Time of day
1.	00:43.538	16.2	27.2	08:44:16.473
19.	60	Joni-Pekka RAJALA	FIN	Mitsubishi Mirage
Lap	Laptime	Sector 1	Sector 2	Time of day
1.	00:44.989	17.4	27.5	08:44:48.630
20.	84	Hervé "Knapick" LEMONNIER	FRA	Citröen DS3
Lap	Laptime	Sector 1	Sector 2	Time of day
1.	00:46.125	17.2	28.8	08:44:07.675
21.	10	"CSUCSU"	HUN	Kia Rio
Lap	Laptime	Sector 1	Sector 2	Time of day
1.	00:47.274	19.6	27.6	08:47:21.011
DNF	7	Timur TIMERZYANOV	RUS	Ford Fiesta

These results are provisional until the conclusion of any judicial and technical inquiries.

Höljesbanan (1210m)

Published at...	Clerk of the Course Christer JÖNSSON		Timekeeper Peter MAJOSHAZI		
-----------------	---	--	-------------------------------	--	--

Printed: 7/2/2017 9:02:56 AM

Page 3 of 3

Supercar

SC - 10

Provisional Grid Sheet for Q 3 (Right Pole)

P5	P4	P3	P2	POLE
Race 1				
		10	100	57
Race 2				
	84	60	87	6
Race 3				
45	93	15	98	7
Race 4				
44	71	68	43	11
Race 5				
9	21	13	96	3

R1

- 57 Toomas HEIKKINEN FIN
- 100 Guy WILKS GBR
- 10 "CSUCSU" HUN

R2

- 6 Janis BAUMANIS LVA
- 87 Jean-Baptiste DUBOURG FRA
- 60 Joni-Pekka RAJALA FIN
- 84 Hervé "Knapick" LEMONNIER FRA

R3

- 7 Timur TIMERZYANOV RUS
- 98 Oliver ERIKSSON SWE
- 15 Reinis NITISS LVA
- 93 Sebastian ERIKSSON SWE
- 45 Per-Gunnar ANDERSSON SWE

R4

- 11 Petter SOLBERG NOR
- 43 Ken BLOCK USA
- 68 Niclas GRÖNHOLM FIN
- 71 Kevin HANSEN SWE
- 44 Timo SCHEIDER DEU

R5

- 3 Johan KRISTOFFERSSON SWE
- 96 Kevin ERIKSSON SWE
- 13 Andreas BAKKERUD NOR
- 21 Timmy HANSEN SWE
- 9 Sébastien LOEB FRA

These results are provisional until the conclusion of any judicial and technical inquiries.

Höljesbanan (1210m)

Published at...	Clerk of the Course Christer JÖNSSON <i>gj</i>	Timekeeper Peter MAJOSHAZI <i>MSA</i>	
-----------------	---	--	--

Printed: 7/2/2017 8:41:07 AM

Page 1 of 1

Supercar

SC - 12

Result of Q 3

Pos.	No.	Driver Competitor/Entrant	Nat./Car	Total Tm Laps/Jok/Race	Gap Penalty	Lap0	Lap1 S1 S2	Lap2 S1 S2	Lap3 S1 S2	Lap4 S1 S2	Pts.
1	3	Johan KRISTOFFERSSON PSRX Volkswagen Sweden	SWE Volkswagen Polo GTI	2:52.293 4/1 R5	-		0:45.154 19.2 25.8	0:41.784 15.9 25.8	0:41.609 15.8 25.7	0:43.746 17.9 25.8	50
2	11	Petter SOLBERG PSRX Volkswagen Sweden	NOR Volkswagen Polo GTI	2:52.867 4/1 R4	0:00.574 -		0:45.116 19.1 26.0	0:41.758 15.7 26.0	0:41.770 15.6 26.1	0:44.223 17.9 26.2	45
3	13	Andreas BAKKERUD Hoonigan Racing Division	NOR Ford Focus RS	2:53.795 4/1 R5	0:01.502 -		0:47.923 21.8 26.0	0:42.080 16.0 26.0	0:41.887 15.9 25.9	0:41.905 15.8 26.0	42
4	21	Timmy HANSEN Team Peugeot-Hansen	SWE Peugeot 208	2:54.691 4/1 R5	0:02.398 -		0:48.727 22.3 26.3	0:41.984 15.8 26.1	0:41.945 15.6 26.2	0:42.035 15.7 26.2	40
5	6	Janis BAUMANIS Team Stard	LVA Ford Fiesta	2:55.441 4/1 R2	0:03.148 -		0:45.623 19.1 26.5	0:42.222 15.6 26.5	0:42.337 15.6 26.6	0:45.259 18.7 26.5	39
6	9	Sébastien LOEB Team Peugeot-Hansen	FRA Peugeot 208	2:55.587 4/1 R5	0:03.294 -		0:46.946 20.4 26.5	0:44.892 18.7 26.1	0:41.971 15.4 26.5	0:41.778 16.5 26.2	38
7	68	Niclas GRÖNHOLM GRX	FIN Ford Fiesta	2:56.154 4/1 R4	0:03.861 -		0:49.333 22.2 27.0	0:42.345 15.9 26.3	0:42.094 15.8 26.2	0:42.382 15.8 26.4	37
8	96	Kevin ERIKSSON MJP Racing Team Austria	SWE Ford Fiesta	2:56.241 4/1 R5	0:03.948 -		0:46.543 20.1 26.3	0:42.548 16.2 26.3	0:42.386 16.1 26.2	0:44.764 18.4 26.2	36
9	44	Timo SCHEIDER MJP Racing Team Austria	DEU Ford Fiesta	2:56.516 4/1 R4	0:04.223 -		0:46.069 19.6 26.4	0:42.458 15.9 26.4	0:42.571 15.9 26.6	0:45.418 18.8 26.6	35
10	57	Toomas HEIKKINEN EKS	FIN Audi S1	2:57.023 4/1 R1	0:04.730 -		0:46.315 19.4 26.9	0:42.872 16.1 26.7	0:42.434 15.9 26.5	0:45.402 18.8 26.5	34
11	87	Jean-Baptiste DUBOURG DA Racing	FRA Peugeot 208	2:58.902 4/1 R2	0:06.609 -		0:46.537 19.7 26.7	0:43.146 15.8 27.3	0:43.278 15.9 27.3	0:45.941 18.8 27.1	33
12	93	Sebastian ERIKSSON Olsbergs MSE	SWE Ford Fiesta	2:59.785 4/1 R3	0:07.492 -		0:49.768 23.1 26.6	0:43.240 16.5 26.6	0:43.119 16.6 26.5	0:43.658 16.5 27.1	32
13	7	Timur TIMERZYANOV Team Stard	RUS Ford Fiesta	3:00.047 4/1 R3	0:07.754 -		0:46.238 19.6 26.6	0:43.318 16.8 26.4	0:43.045 16.8 26.2	0:47.446 19.3 28.1	31
14	15	Reinis NITISS EKS	LVA Audi S1	3:00.509 4/1 R3	0:08.216 -		0:49.271 22.5 26.7	0:43.209 16.3 26.9	0:43.048 16.4 26.5	0:44.981 16.4 28.5	30
15	60	Joni-Pekka RAJALA Vaaranmaa Racing	FIN Mitsubishi Mirage	3:01.049 4/1 R2	0:08.756 -		0:47.893 20.5 27.3	0:43.310 16.0 27.2	0:46.315 19.0 27.3	0:43.531 16.4 27.0	29
16	45	Per-Gunnar ANDERSSON EKS	SWE Audi S1	3:01.315 4/1 R3	0:09.022 -		0:47.808 21.0 26.7	0:44.294 16.9 27.3	0:45.814 19.0 26.8	0:43.399 16.5 26.8	28
17	10	"CSUCSU" Speedy Motorsport	HUN Kia Rio	3:02.975 4/1 R1	0:10.682 -		0:50.306 22.9 27.3	0:44.150 16.6 27.5	0:43.614 16.4 27.1	0:44.905 16.6 28.2	27
18	98	Oliver ERIKSSON Olsbergs MSE	SWE Ford Fiesta	3:04.324 4/1 R3	0:12.031 -		0:47.234 20.1 27.0	0:43.196 16.5 26.6	0:44.479 16.4 28.0	0:49.415 20.1 29.2	26
19	84	Hervé "Knapick" LEMONNIER Hervé "Knapick" Lemonnier	FRA Citroën DS3	3:07.036 4/1 R2	0:14.743 -		0:52.263 23.8 28.3	0:45.049 16.8 28.1	0:44.969 16.6 28.3	0:44.755 16.6 28.1	25
20	43	Ken BLOCK Hoonigan Racing Division	USA Ford Focus RS	3:07.553 4/1 R4	0:15.260 -		0:46.735 20.1 26.5	0:42.563 15.8 26.7	0:48.693 15.6 33.0	0:49.562 20.2 29.3	24
21	71	Kevin HANSEN Team Peugeot-Hansen	SWE Peugeot 208	3:14.265 4/1 R4	0:21.972 -		0:50.493 21.1 29.3	0:48.458 20.1 28.2	0:46.186 17.2 28.8	0:49.128 17.9 31.2	23
22	100	Guy WILKS Loco World RX Team	GBR Volkswagen Polo	3:25.694 4/0 R1	0:33.401 0:30.000		0:47.134 19.7 27.3	0:42.768 15.8 26.9	0:42.764 15.7 27.0	0:43.028 16.0 26.9	22

#100 - Not taken Joker

These results are provisional until the conclusion of any judicial and technical inquiries.

Höljesbanan (1210m)

Published at...	Clerk of the Course Christer JÖNSSON	Timekeeper Peter MAJOSHAZI	
-----------------	---	-------------------------------	--

Printed: 7/2/2017 10:53:41 AM

Page 1 of 1

Supercar

SC - 13

Result after Q 3

Pos.	No.	Driver Competitor/Entrant	Nat. Car Ch.	Q1	Q2	Q3	Q4	Q Sum	Int. Pt.	SF1	SF2	Final	Ch. Pt.	Ch Sum
1	3	Johan KRISTOFFERSSON PSRX Volkswagen Sweden	SWE Volkswagen Polo GTI	45 (2.) 2:55.983	50 (1.) 2:52.393	50 (1.) 2:52.293		145						
2	9	Sébastien LOEB Team Peugeot-Hansen	FRA Peugeot 208	50 (1.) 2:55.149	39 (5.) 2:55.271	38 (6.) 2:55.587		127						
3	13	Andreas BAKKERUD Hoonigan Racing Division	NOR Ford Focus RS	42 (3.) 2:56.018	42 (3.) 2:54.938	42 (3.) 2:53.795		126						
4	11	Petter SOLBERG PSRX Volkswagen Sweden	NOR Volkswagen Polo GTI	40 (4.) 2:56.271	38 (6.) 2:55.542	45 (2.) 2:52.867		123						
5	21	Timmy HANSEN Team Peugeot-Hansen	SWE Peugeot 208	37 (7.) 2:57.433	40 (4.) 2:55.247	40 (4.) 2:54.691		117						
6	96	Kevin ERIKSSON MJP Racing Team Austria	SWE Ford Fiesta	36 (8.) 2:57.536	45 (2.) 2:54.859	36 (8.) 2:56.241		117						
7	68	Niclas GRÖNHOLM GRX	FIN Ford Fiesta	39 (5.) 2:57.268	36 (8.) 2:56.312	37 (7.) 2:56.154		112						
8	44	Timo SCHEIDER MJP Racing Team Austria	DEU Ford Fiesta	34 (10.) 2:58.299	34 (10.) 2:57.435	35 (9.) 2:56.516		103						
9	6	Janis BAUMANIS Team Stard	LVA Ford Fiesta	32 (12.) 2:58.785	28 (16.) 2:59.600	39 (5.) 2:55.441		99						
10	43	Ken BLOCK Hoonigan Racing Division	USA Ford Focus RS	38 (6.) 2:57.387	37 (7.) 2:55.708	24 (20.) 3:07.553		99						
11	57	Toomas HEIKKINEN EKS	FIN Audi S1	35 (9.) 2:57.743	24 (20.) 3:11.800	34 (10.) 2:57.023		93						
12	93	Sebastian ERIKSSON Olsbergs MSE	SWE Ford Fiesta	31 (13.) 2:58.870	30 (14.) 2:58.622	32 (12.) 2:59.785		93						
13	7	Timur TIMERZYANOV Team Stard	RUS Ford Fiesta	29 (15.) 2:59.816	33 (11.) 2:57.553	31 (13.) 3:00.047		93						
14	15	Reinis NITISS EKS	LVA Audi S1	30 (14.) 2:59.572	31 (13.) 2:58.355	30 (14.) 3:00.509		91						
15	71	Kevin HANSEN Team Peugeot-Hansen	SWE Peugeot 208	33 (11.) 2:58.450	35 (9.) 2:57.208	23 (21.) 3:14.265		91						
16	87	Jean-Baptiste DUBOURG DA Racing	FRA Peugeot 208	26 (18.) 3:02.033	27 (17.) 3:02.480	33 (11.) 2:58.902		86						
17	98	Oliver ERIKSSON Olsbergs MSE	SWE Ford Fiesta	28 (16.) 3:00.123	32 (12.) 2:58.170	26 (18.) 3:04.324		86						
18	45	Per-Gunnar ANDERSSON EKS	SWE Audi S1	27 (17.) 3:00.219	29 (15.) 2:59.349	28 (16.) 3:01.315		84						
19	60	Joni-Pekka RAJALA Vaaranmaa Racing	FIN Mitsubishi Mirage	25 (19.) 3:05.701	26 (18.) 3:03.930	29 (15.) 3:01.049		80						
20	84	Hervé "Knapick" LEMONNIER Hervé "Knapick" Lemonnier	FRA Citroën DS3	22 (22.) 3:09.432	25 (19.) 3:09.282	25 (19.) 3:07.036		72						
21	100	Guy WILKS Loco World RX Team	GBR Volkswagen Polo	24 (20.) 3:06.055	23 (21.) 3:19.941	22 (22.) 3:25.694		69						
22	10	"CSUCSU" Speedy Motorsport	HUN Kia Rio	23 (21.) 3:06.681	0 (22.) DSQ	27 (17.) 3:02.975		50						

22 drivers

-
-

These results are provisional until the conclusion of any judicial and technical inquiries.

Höljesbanan (1210m)

Published at...	Clerk of the Course Christer JÖNSSON		Timekeeper Peter MAJOSHAZI		
-----------------	---	--	-------------------------------	--	--

Printed: 7/2/2017 10:56:32 AM

Page 1 of 1

Supercar

SC - 14

Provisional Grid Sheet for Q 4 (Right Pole)

P5	P4	P3	P2	POLE
Race 1				
		100	71	43
Race 2				
	84	98	10	45
Race 3				
60	15	7	93	87
Race 4				
57	44	96	68	9
Race 5				
6	21	13	11	3

R1

- 43 Ken BLOCK USA
- 71 Kevin HANSEN SWE
- 100 Guy WILKS GBR

R2

- 45 Per-Gunnar ANDERSSON SWE
- 10 "CSUCSU" HUN
- 98 Oliver ERIKSSON SWE
- 84 Hervé "Knapick" LEMONNIER FRA

R3

- 87 Jean-Baptiste DUBOURG FRA
- 93 Sebastian ERIKSSON SWE
- 7 Timur TIMERZYANOV RUS
- 15 Reinis NITISS LVA
- 60 Joni-Pekka RAJALA FIN

R4

- 9 Sébastien LOEB FRA
- 68 Niclas GRÖNHOLM FIN
- 96 Kevin ERIKSSON SWE
- 44 Timo SCHEIDER DEU
- 57 Toomas HEIKKINEN FIN

R5

- 3 Johan KRISTOFFERSSON SWE
- 11 Petter SOLBERG NOR
- 13 Andreas BAKKERUD NOR
- 21 Timmy HANSEN SWE
- 6 Janis BAUMANIS LVA

These results are provisional until the conclusion of any judicial and technical inquiries.

Höljesbanan (1210m)

Published at...	Clerk of the Course Christer JÖNSSON		Timekeeper Peter MAJOSHAZI		
-----------------	---	--	-------------------------------	--	--

Supercar

SC - 15

Result of Q 4

Pos.	No.	Driver Competitor/Entrant	Nat./Car	Total Tm Laps/Jok/Race	Gap Penalty	Lap0	Lap1 S1 S2	Lap2 S1 S2	Lap3 S1 S2	Lap4 S1 S2	Pts.
1	11	Petter SOLBERG PSRX Volkswagen Sweden	NOR Volkswagen Polo GTI	2:51.535 4/1 R5	-		0:44.674 18.8 25.8	0:41.516 15.3 26.1	0:41.473 15.3 26.1	0:43.872 17.9 25.9	50
2	3	Johan KRISTOFFERSSON PSRX Volkswagen Sweden	SWE Volkswagen Polo GTI	2:52.250 4/1 R5	0:00.715 -		0:47.210 21.5 25.6	0:41.810 15.7 26.0	0:41.552 15.6 25.9	0:41.678 15.8 25.8	45
3	9	Sébastien LOEB Team Peugeot-Hansen	FRA Peugeot 208	2:52.405 4/1 R4	0:00.870 -		0:44.612 18.5 26.0	0:41.561 15.4 26.0	0:41.519 15.4 26.0	0:44.713 18.3 26.3	42
4	21	Timmy HANSEN Team Peugeot-Hansen	SWE Peugeot 208	2:53.458 4/1 R5	0:01.923 -		0:48.473 22.3 26.0	0:41.667 15.6 26.0	0:41.631 15.4 26.2	0:41.687 15.5 26.1	40
5	96	Kevin ERIKSSON MJP Racing Team Austria	SWE Ford Fiesta	2:54.364 4/1 R4	0:02.829 -		0:45.679 19.3 26.2	0:41.991 15.7 26.2	0:44.419 18.1 26.2	0:42.275 15.8 26.3	39
6	68	Niclas GRÖNHOLM GRX	FIN Ford Fiesta	2:54.577 4/1 R4	0:03.042 -		0:48.850 22.4 26.3	0:41.967 15.5 26.4	0:41.784 15.2 26.6	0:41.976 15.6 26.2	38
7	6	Janis BAUMANIS Team Stard	LVA Ford Fiesta	2:54.716 4/1 R5	0:03.181 -		0:46.140 19.6 26.4	0:42.101 15.5 26.5	0:42.066 15.5 26.5	0:44.409 18.0 26.3	37
8	13	Andreas BAKKERUD Hoonigan Racing Division	NOR Ford Focus RS	2:55.342 4/2 R5	0:03.807 -		0:44.947 19.2 25.7	0:44.411 18.5 25.9	0:41.776 15.6 26.1	0:44.208 18.3 25.8	36
9	7	Timur TIMERZYANOV Team Stard	RUS Ford Fiesta	2:55.757 4/1 R3	0:04.222 -		0:48.217 21.9 26.2	0:42.396 15.9 26.4	0:42.583 16.2 26.3	0:42.561 16.1 26.4	35
10	93	Sebastian ERIKSSON Olsbergs MSE	SWE Ford Fiesta	2:56.131 4/1 R3	0:04.596 -		0:45.800 18.9 26.8	0:42.461 15.7 26.6	0:42.687 15.9 26.7	0:45.183 18.5 26.6	34
11	45	Per-Gunnar ANDERSSON EKS	SWE Audi S1	2:56.651 4/1 R2	0:05.116 -		0:46.022 18.9 27.0	0:42.664 15.7 26.9	0:45.538 18.8 26.6	0:42.427 15.7 26.6	33
12	43	Ken BLOCK Hoonigan Racing Division	USA Ford Focus RS	2:56.665 4/1 R1	0:05.130 -		0:48.889 22.2 26.6	0:42.547 15.9 26.6	0:42.389 15.8 26.4	0:42.840 16.0 26.7	32
13	71	Kevin HANSEN Team Peugeot-Hansen	SWE Peugeot 208	2:57.378 4/1 R1	0:05.843 -		0:46.789 19.6 27.0	0:42.847 15.9 26.8	0:42.514 15.9 26.5	0:45.228 18.4 26.7	31
14	87	Jean-Baptiste DUBOURG DA Racing	FRA Peugeot 208	2:58.633 4/1 R3	0:07.098 -		0:49.337 22.4 26.8	0:42.968 15.8 27.0	0:43.282 16.0 27.2	0:43.046 15.9 27.0	30
15	57	Toomas HEIKKINEN EKS	FIN Audi S1	2:59.761 4/1 R4	0:08.226 -		0:46.341 19.9 26.4	0:42.381 15.9 26.4	0:48.368 19.0 29.2	0:42.671 16.0 26.6	29
16	98	Oliver ERIKSSON Olsbergs MSE	SWE Ford Fiesta	3:00.006 4/1 R2	0:08.471 -		0:52.112 25.0 27.0	0:42.843 15.9 26.9	0:42.549 15.6 26.8	0:42.502 15.6 26.8	28
17	100	Guy WILKS Loco World RX Team	GBR Volkswagen Polo	3:00.722 4/1 R1	0:09.187 -		0:47.293 20.0 27.2	0:42.842 15.8 26.9	0:47.374 19.7 27.6	0:43.213 15.8 27.3	27
18	44	Timo SCHEIDER MJP Racing Team Austria	DEU Ford Fiesta	3:01.733 4/1 R4	0:10.198 0:05.000		0:49.653 22.7 26.8	0:42.102 15.6 26.4	0:42.714 16.2 26.5	0:42.264 15.5 26.7	26
19	60	Joni-Pekka RAJALA Vaaranmaa Racing	FIN Mitsubishi Mirage	3:15.561 4/1 R3	0:24.026 -		0:50.054 22.9 27.0	0:45.664 16.5 29.0	0:49.806 17.7 32.0	0:50.037 18.9 31.1	25
20	84	Hervé "Knapick" LEMONNIER Hervé "Knapick" Lemonnier	FRA Citroën DS3	3:35.979 4/1 R2	0:44.444 -		1:21.768 53.3 28.4	0:44.650 16.4 28.1	0:45.061 17.0 27.9	0:44.500 16.6 27.8	24
DNF	15	Reinis NITISS EKS	LVA Audi S1	- 0/0 R3	+4 LAP -						21
DNF	10	"CSUCSU" Speedy Motorsport	HUN Kia Rio	- 0/1 R2	+4 LAP -						21

#13 - False start

#44 +5 sec. penalty Stw. Dec. No.8

These results are provisional until the conclusion of any judicial and technical inquiries.

Höljesbanan (1210m)

Published at...	Clerk of the Course Christer JÖNSSON	Timekeeper Peter MAJOSHAZI	
-----------------	---	-------------------------------	--

Printed: 7/2/2017 12:39:01 PM

Page 1 of 1

Supercar

SC - 16

Intermediate Classification

Pos.	No.	Driver Competitor/Entrant	Nat.	Car	Q1	Q2	Q3	Q4	Q Sum	Int. Pt.	SF1	SF2	Final	Ch. Pt.
1	3	Johan KRISTOFFERSSON PSRX Volkswagen Sweden	SWE	Volkswagen Polo GTI	45 (2.) 2:55.983	50 (1.) 2:52.393	50 (1.) 2:52.293	45 (2.) 2:52.250	190	16				16
2	11	Petter SOLBERG PSRX Volkswagen Sweden	NOR	Volkswagen Polo GTI	40 (4.) 2:56.271	38 (6.) 2:55.542	45 (2.) 2:52.867	50 (1.) 2:51.535	173	15				15
3	9	Sébastien LOEB Team Peugeot-Hansen	FRA	Peugeot 208	50 (1.) 2:55.149	39 (5.) 2:55.271	38 (6.) 2:55.587	42 (3.) 2:52.405	169	14				14
4	13	Andreas BAKKERUD Hoonigan Racing Division	NOR	Ford Focus RS	42 (3.) 2:56.018	42 (3.) 2:54.938	42 (3.) 2:53.795	36 (8.) 2:55.342	162	13				13
5	21	Timmy HANSEN Team Peugeot-Hansen	SWE	Peugeot 208	37 (7.) 2:57.433	40 (4.) 2:55.247	40 (4.) 2:54.691	40 (4.) 2:53.458	157	12				12
6	96	Kevin ERIKSSON MJP Racing Team Austria	SWE	Ford Fiesta	36 (8.) 2:57.536	45 (2.) 2:54.859	36 (8.) 2:56.241	39 (5.) 2:54.364	156	11				11
7	68	Niclas GRÖNHOLM GRX	FIN	Ford Fiesta	39 (5.) 2:57.268	36 (8.) 2:56.312	37 (7.) 2:56.154	38 (6.) 2:54.577	150	10				10
8	6	Janis BAUMANIS Team Stard	LVA	Ford Fiesta	32 (12.) 2:58.785	28 (16.) 2:59.600	39 (5.) 2:55.441	37 (7.) 2:54.716	136	9				9
9	43	Ken BLOCK Hoonigan Racing Division	USA	Ford Focus RS	38 (6.) 2:57.387	37 (7.) 2:55.708	24 (20.) 3:07.553	32 (12.) 2:56.665	131	8				8
10	44	Timo SCHEIDER MJP Racing Team Austria	DEU	Ford Fiesta	34 (10.) 2:58.299	34 (10.) 2:57.435	35 (9.) 2:56.516	26 (18.) 3:01.733	129	7				7
11	7	Timur TIMERZYANOV Team Stard	RUS	Ford Fiesta	29 (15.) 2:59.816	33 (11.) 2:57.553	31 (13.) 3:00.047	35 (9.) 2:55.757	128	6				6
12	93	Sebastian ERIKSSON Olsbergs MSE	SWE	Ford Fiesta	31 (13.) 2:58.870	30 (14.) 2:58.622	32 (12.) 2:59.785	34 (10.) 2:56.131	127	5				5
13	71	Kevin HANSEN Team Peugeot-Hansen	SWE	Peugeot 208	33 (11.) 2:58.450	35 (9.) 2:57.208	23 (21.) 3:14.265	31 (13.) 2:57.378	122	4				4
14	57	Toomas HEIKKINEN EKS	FIN	Audi S1	35 (9.) 2:57.743	24 (20.) 3:11.800	34 (10.) 2:57.023	29 (15.) 2:59.761	122	3				3
15	45	Per-Gunnar ANDERSSON EKS	SWE	Audi S1	27 (17.) 3:00.219	29 (15.) 2:59.349	28 (16.) 3:01.315	33 (11.) 2:56.651	117	2				2
16	87	Jean-Baptiste DUBOURG DA Racing	FRA	Peugeot 208	26 (18.) 3:02.033	27 (17.) 3:02.480	33 (11.) 2:58.902	30 (14.) 2:58.633	116	1				1
17	98	Oliver ERIKSSON Olsbergs MSE	SWE	Ford Fiesta	28 (16.) 3:00.123	32 (12.) 2:58.170	26 (18.) 3:04.324	28 (16.) 3:00.006	114	0				0
18	15	Reinis NITISS EKS	LVA	Audi S1	30 (14.) 2:59.572	31 (13.) 2:58.355	30 (14.) 3:00.509	21 (21.) DNF	112	0				0
19	60	Joni-Pekka RAJALA Vaaranmaa Racing	FIN	Mitsubishi Mirage	25 (19.) 3:05.701	26 (18.) 3:03.930	29 (15.) 3:01.049	25 (19.) 3:15.561	105	0				0
20	100	Guy WILKS Loco World RX Team	GBR	Volkswagen Polo	24 (20.) 3:06.055	23 (21.) 3:19.941	22 (22.) 3:25.694	27 (17.) 3:00.722	96	0				0
21	84	Hervé "Knapick" LEMONNIER Hervé "Knapick" Lemonnier	FRA	Citröen DS3	22 (22.) 3:09.432	25 (19.) 3:09.282	25 (19.) 3:07.036	24 (20.) 3:35.979	96	0				0
22	10	"CSUCSU" Speedy Motorsport	HUN	Kia Rio	23 (21.) 3:06.681	0 (22.) DSQ	27 (17.) 3:02.975	21 (22.) DNF	71	0				0

22 drivers

These results are provisional until the conclusion of any judicial and technical inquiries.

Höljesbanan (1210m)

Published at...	Clerk of the Course Christer JÖNSSON		Timekeeper Peter MAJOSHAZI		
-----------------	---	---	-------------------------------	---	---

Printed: 7/2/2017 12:39:23 PM

Page 1 of 1

Supercar

SC - 18

Provisional Grid for Semi-Finals

Semi-Final 1

Row 1

3	Johan KRISTOFFERSSON PSRX Volkswagen Sweden	SWE	Volkswagen Polo GTI Supercar
9	Sébastien LOEB Team Peugeot-Hansen	FRA	Peugeot 208 Supercar

Sporting Regulation 15.6.4 : If a Driver is unable to take his place in a Semi-Final (i.e. his car is unable to be driven under its own power to the starting grid), he will be substituted by the next qualifier (the highest placed Driver in the intermediate classification not already in the Semi-Finals). Any such substitute(s) will take the last place(s) on the grid with those ahead of them moving up to fill the place left by the non-starter(s).

Row 2

21	Timmy HANSEN Team Peugeot-Hansen	SWE	Peugeot 208 Supercar
68	Niclas GRÖNHOLM GRX	FIN	Ford Fiesta Supercar

Row 3

43	Ken BLOCK Hoonigan Racing Division	USA	Ford Focus RS Supercar
7	Timur TIMERZYANOV Team Stard	RUS	Ford Fiesta Supercar

Semi-Final 2

Row 1

11	Petter SOLBERG PSRX Volkswagen Sweden	NOR	Volkswagen Polo GTI Supercar
13	Andreas BAKKERUD Hoonigan Racing Division	NOR	Ford Focus RS Supercar

Row 2

96	Kevin ERIKSSON MJP Racing Team Austria	SWE	Ford Fiesta Supercar
6	Janis BAUMANIS Team Stard	LVA	Ford Fiesta Supercar

Row 3

44	Timo SCHEIDER MJP Racing Team Austria	DEU	Ford Fiesta Supercar
93	Sebastian ERIKSSON Olsbergs MSE	SWE	Ford Fiesta Supercar

Next qualifier (13-)

13	71 Kevin HANSEN	SWE	22	10 "CSUCSU"	HUN
14	57 Toomas HEIKKINEN	FIN			
15	45 Per-Gunnar ANDERSSON	SWE			
16	87 Jean-Baptiste DUBOURG	FRA			
17	98 Oliver ERIKSSON	SWE			
18	15 Reinis NITISS	LVA			
19	60 Joni-Pekka RAJALA	FIN			
20	100 Guy WILKS	GBR			
21	84 Hervé "Knapick" LEMONNIER	FRA			

These results are provisional until the conclusion of any judicial and technical inquiries.

Höljesbanan (1210m)

Published at...	Clerk of the Course Christer JÖNSSON	Timekeeper Peter MAJOSHAZI	
-----------------	---	-------------------------------	--

Printed: 7/2/2017 12:52:05 PM

Page 1 of 1

Supercar

SC - 19

Results of Semi-finals

Semi-final 1

Pos. No.	Driver Competitor/Entrant	Nat.	Total Tm L / J	Gap	Lap0	Lap1 s1 s2	Lap 2 s1 s2	Lap3 s1 s2	Lap4 s1 s2	Lap 5 s1 s2	Lap 6 s1 s2	Cp.
1 3	Johan KRISTOFFERSSON PSRX Volkswagen Sweden Volkswagen Polo GTI	SWE	4:17.248 6 / 1			0:45.127 18.6 26.4	0:42.125 16.0 26.1	0:41.557 15.6 25.8	0:41.833 15.6 26.1	0:41.666 15.6 26.0	0:44.940 18.0 26.8	6
2 9	Sébastien LOEB Team Peugeot-Hansen Peugeot 208	FRA	4:18.544 6 / 1	0:01.296		0:45.807 19.0 26.7	0:42.486 15.7 26.7	0:41.708 15.4 26.2	0:41.729 15.5 26.2	0:41.738 15.5 26.2	0:45.076 18.5 26.5	5
3 21	Timmy HANSEN Team Peugeot-Hansen Peugeot 208	SWE	4:19.735 6 / 1	0:02.487		0:48.082 21.4 26.6	0:42.331 15.9 26.3	0:42.256 15.8 26.4	0:42.305 15.7 26.6	0:42.282 15.5 26.7	0:42.479 15.6 26.8	4
4 43	Ken BLOCK Hoonigan Racing Division Ford Focus RS	USA	4:20.405 6 / 1	0:03.157		0:46.118 19.6 26.4	0:42.539 15.7 26.7	0:44.982 18.6 26.3	0:42.006 15.7 26.2	0:42.176 15.4 26.7	0:42.584 15.6 26.9	3
5 7	Timur TIMERZYANOV Team Stard Ford Fiesta	RUS	4:22.616 6 / 1	0:05.368		0:49.329 22.4 26.8	0:42.602 15.8 26.7	0:42.485 15.9 26.5	0:42.639 15.8 26.7	0:42.840 15.5 27.2	0:42.721 15.8 26.8	2
6 68	Niclas GRÖNHOLM GRX Ford Fiesta	FIN	4:22.685 6 / 1	0:05.437		0:46.590 19.9 26.6	0:42.482 15.9 26.5	0:45.763 19.1 26.6	0:42.596 16.0 26.5	0:42.855 15.7 27.0	0:42.399 15.7 26.6	1

Semi-final 2

Pos. No.	Driver Competitor/Entrant	Nat.	Total Tm L / J	Gap	Lap0	Lap1 s1 s2	Lap 2 s1 s2	Lap3 s1 s2	Lap4 s1 s2	Lap5 s1 s2	Lap6 s1 s2	Cp.
1 13	Andreas BAKKERUD Hoonigan Racing Division Ford Focus RS	NOR	4:17.977 6 / 1			0:44.659 18.6 26.0	0:41.679 15.6 26.0	0:41.805 15.5 26.2	0:42.138 15.8 26.3	0:44.762 18.2 26.4	0:42.934 16.2 26.6	6
2 96	Kevin ERIKSSON MJP Racing Team Austria Ford Fiesta	SWE	4:21.132 6 / 1	0:03.155		0:46.079 19.4 26.6	0:44.595 18.2 26.3	0:42.464 15.8 26.5	0:42.749 16.1 26.5	0:42.594 16.0 26.5	0:42.651 15.9 26.6	5
3 6	Janis BAUMANIS Team Stard Ford Fiesta	LVA	4:22.052 6 / 1	0:04.075		0:46.430 19.6 26.7	0:42.552 15.9 26.5	0:42.373 15.6 26.6	0:44.993 18.3 26.6	0:42.777 16.0 26.6	0:42.927 16.1 26.7	4
4 93	Sebastian ERIKSSON Olsbergs MSE Ford Fiesta	SWE	4:22.608 6 / 1	0:04.631		0:49.308 22.4 26.8	0:42.602 15.7 26.8	0:42.770 15.5 27.1	0:42.593 15.9 26.6	0:42.525 15.7 26.8	0:42.810 15.9 26.8	3
5 44	Timo SCHEIDER MJP Racing Team Austria Ford Fiesta	DEU	4:23.106 6 / 1	0:05.129		0:47.133 19.8 27.2	0:44.870 18.4 26.4	0:43.276 16.1 27.1	0:42.518 15.8 26.6	0:42.349 15.8 26.4	0:42.960 15.8 27.0	2
6 11	Petter SOLBERG PSRX Volkswagen Sweden Volkswagen Polo GTI	NOR	4:23.538 6 / 1	0:05.561		0:50.554 24.3 26.1	0:41.816 15.6 26.2	0:43.485 17.1 26.3	0:42.335 15.7 26.6	0:42.822 15.9 26.8	0:42.526 15.5 27.0	1

These results are provisional until the conclusion of any judicial and technical inquiries.

Höljesbanan (1210m)

Published at...	Clerk of the Course Christer JÖNSSON		Timekeeper Peter MAJOSHAZI		
-----------------	---	--	-------------------------------	--	--

Supercar

SC - 20

Provisional Grid for-Final

Final

Row 1

3	Johan KRISTOFFERSSON PSRX Volkswagen Sweden	SWE	Volkswagen Polo GTI	22
13	Andreas BAKKERUD Hoonigan Racing Division	NOR	Ford Focus RS	19

Sporting Regulation 15.6.4 : If a Driver is unable to take his place in the Final (i.e. his car is unable to be driven under its own power to the starting grid), he will be substituted by the next qualifier (the fourth placed Semi-finalist with the highest points score in the Competition who is not already in the Final). Any such substitute(s) will take the last place(s) on the grid with those ahead of them moving up to fill the place left by the non-starter(s). Should neither of the fourth placed Semi-finalists be able to start, the fifth placed Semi-finalists, and then the sixth-placed, will be considered as above.

Row 2

9	Sébastien LOEB Team Peugeot-Hansen	FRA	Peugeot 208	19
96	Kevin ERIKSSON MJP Racing Team Austria	SWE	Ford Fiesta	16

Row 3

21	Timmy HANSEN Team Peugeot-Hansen	SWE	Peugeot 208	16
6	Janis BAUMANIS Team Stard	LVA	Ford Fiesta	13

Next qualifier (7-)

43 Ken BLOCK	USA	11
93 Sebastian ERIKSSON	SWE	8
44 Timo SCHEIDER	DEU	9
7 Timur TIMERZYANOV	RUS	8
11 Petter SOLBERG	NOR	16
68 Niclas GRÖNHOLM	FIN	11

These results are provisional until the conclusion of any judicial and technical inquiries.

Höljesbanan (1210m)

Published at...	Clerk of the Course Christer JÖNSSON	Timekeeper Peter MAJOSHAZI	
-----------------	---	-------------------------------	--

Printed: 7/2/2017 3:22:06 PM

Page 1 of 1

Supercar

SC - 21

Result of Final

Pos.	No.	Driver Competitor/Entrant	Nat.	Total Tm L / J	Gap	Lap0	Lap1 S1 S2	Lap 2 S1 S2	Lap3 S1 S2	Lap4 S1 S2	Lap5 S1 S2	Lap6 S1 S2	Cp.
1	3	Johan KRISTOFFERSSON PSRX Volkswagen Sweden Volkswagen Polo GTI	SWE	4:14.579 6 / 1			0:44.361 18.4 25.9	0:41.448 15.5 25.9	0:41.551 15.5 26.0	0:41.494 15.5 25.9	0:41.482 15.5 25.9	<u>0:44.243</u> 18.2 26.0	8
2	13	Andreas BAKKERUD Hoonigan Racing Division Ford Focus RS	NOR	4:16.942 6 / 1	0:02.363		0:45.171 18.8 26.3	0:41.660 15.5 26.1	0:41.856 15.5 26.3	0:41.961 15.7 26.2	0:41.873 15.7 26.1	<u>0:44.421</u> 17.9 26.4	5
3	9	Sébastien LOEB Team Peugeot-Hansen Peugeot 208	FRA	4:17.480 6 / 1	0:02.901		<u>0:47.822</u> 21.5 26.2	0:42.178 15.7 26.4	0:41.866 15.5 26.2	0:41.625 15.4 26.1	0:41.824 15.3 26.4	0:42.165 15.4 26.6	4
4	21	Timmy HANSEN Team Peugeot-Hansen Peugeot 208	SWE	4:20.773 6 / 1	0:06.194		<u>0:48.127</u> 21.9 26.2	0:42.254 15.8 26.3	0:41.909 15.5 26.3	0:41.905 15.4 26.4	0:41.905 15.4 26.4	0:44.673 15.7 28.9	3
5	96	Kevin ERIKSSON MJP Racing Team Austria Ford Fiesta	SWE	4:21.384 6 / 1	0:06.805		0:46.040 19.4 26.6	0:42.047 15.7 26.3	0:42.104 15.7 26.3	<u>0:44.858</u> 18.4 26.4	0:42.225 15.7 26.4	0:44.110 16.0 28.0	2
6	6	Janis BAUMANIS Team Stard Ford Fiesta	LVA	4:27.229 6 / 1	0:12.650		0:46.295 19.6 26.6	0:42.470 15.8 26.5	<u>0:46.247</u> 19.3 26.8	0:42.841 16.0 26.8	0:42.419 15.7 26.6	0:46.957 15.8 31.0	1

#21 and #96 contact under investigation

These results are provisional until the conclusion of any judicial and technical inquiries.

Höljesbanan (1210m)

Published at...	Clerk of the Course Christer JÖNSSON		Timekeeper Peter MAJOSHAZI		
-----------------	---	--	-------------------------------	--	--

Printed: 7/2/2017 3:46:49 PM

Page 1 of 1

Supercar


SC - 23

Official results

Pos.	No.	Driver Competitor/Entrant	Nat.	Car	Q1	Q2	Q3	Q4	Q Sum	Int. Pt.	SF1	SF2	Final	Ch. Pt.
1	3	Johan KRISTOFFERSSON PSRX Volkswagen Sweden	SWE	Volkswagen Polo GTI	45 (2.) 2:55.983	50 (1.) 2:52.393	50 (1.) 2:52.293	45 (2.) 2:52.250	190	16	6 (1.) 4:17.248		8 (1.) 4:14.579	30
2	13	Andreas BAKKERUD Hoonigan Racing Division	NOR	Ford Focus RS	42 (3.) 2:56.018	42 (3.) 2:54.938	42 (3.) 2:53.795	36 (8.) 2:55.342	162	13		6 (1.) 4:17.977	5 (2.) 4:16.942	24
3	9	Sébastien LOEB Team Peugeot-Hansen	FRA	Peugeot 208	50 (1.) 2:55.149	39 (5.) 2:55.271	38 (6.) 2:55.587	42 (3.) 2:52.405	169	14	5 (2.) 4:18.544		4 (3.) 4:17.480	23
4	21	Timmy HANSEN Team Peugeot-Hansen	SWE	Peugeot 208	37 (7.) 2:57.433	40 (4.) 2:55.247	40 (4.) 2:54.691	40 (4.) 2:53.458	157	12	4 (3.) 4:19.735		3 (4.) 4:20.773	19
5	96	Kevin ERIKSSON MJP Racing Team Austria	SWE	Ford Fiesta	36 (8.) 2:57.536	45 (2.) 2:54.859	36 (8.) 2:56.241	39 (5.) 2:54.364	156	11		5 (2.) 4:21.132	2 (5.) 4:21.384	18
6	6	Janis BAUMANIS Team Stard	LVA	Ford Fiesta	32 (12.) 2:58.785	28 (16.) 2:59.600	39 (5.) 2:55.441	37 (7.) 2:54.716	136	9		4 (3.) 4:22.052	1 (6.) 4:27.229	14
7	11	Petter SOLBERG PSRX Volkswagen Sweden	NOR	Volkswagen Polo GTI	40 (4.) 2:56.271	38 (6.) 2:55.542	45 (2.) 2:52.867	50 (1.) 2:51.535	173	15		1 (6.) 4:23.538		16
8	68	Niclas GRÖNHOLM GRX	FIN	Ford Fiesta	39 (5.) 2:57.268	36 (8.) 2:56.312	37 (7.) 2:56.154	38 (6.) 2:54.577	150	10	1 (6.) 4:22.685			11
9	43	Ken BLOCK Hoonigan Racing Division	USA	Ford Focus RS	38 (6.) 2:57.387	37 (7.) 2:55.708	24 (20.) 3:07.553	32 (12.) 2:56.665	131	8	3 (4.) 4:20.405			11
10	44	Timo SCHEIDER MJP Racing Team Austria	DEU	Ford Fiesta	34 (10.) 2:58.299	34 (10.) 2:57.435	35 (9.) 2:56.516	26 (18.) 3:01.733	129	7		2 (5.) 4:23.106		9
11	7	Timur TIMERZYANOV Team Stard	RUS	Ford Fiesta	29 (15.) 2:59.816	33 (11.) 2:57.553	31 (13.) 3:00.047	35 (9.) 2:55.757	128	6	2 (5.) 4:22.616			8
12	93	Sebastian ERIKSSON Olsbergs MSE	SWE	Ford Fiesta	31 (13.) 2:58.870	30 (14.) 2:58.622	32 (12.) 2:59.785	34 (10.) 2:56.131	127	5		3 (4.) 4:22.608		8
13	71	Kevin HANSEN Team Peugeot-Hansen	SWE	Peugeot 208	33 (11.) 2:58.450	35 (9.) 2:57.208	23 (21.) 3:14.265	31 (13.) 2:57.378	122	4				4
14	57	Toomas HEIKKINEN EKS	FIN	Audi S1	35 (9.) 2:57.743	24 (20.) 3:11.800	34 (10.) 2:57.023	29 (15.) 2:59.761	122	3				3
15	45	Per-Gunnar ANDERSSON EKS	SWE	Audi S1	27 (17.) 3:00.219	29 (15.) 2:59.349	28 (16.) 3:01.315	33 (11.) 2:56.651	117	2				2
16	87	Jean-Baptiste DUBOURG DA Racing	FRA	Peugeot 208	26 (18.) 3:02.033	27 (17.) 3:02.480	33 (11.) 2:58.902	30 (14.) 2:58.633	116	1				1
17	98	Oliver ERIKSSON Olsbergs MSE	SWE	Ford Fiesta	28 (16.) 3:00.123	32 (12.) 2:58.170	26 (18.) 3:04.324	28 (16.) 3:00.006	114	0				0
18	15	Reinis NITISS EKS	LVA	Audi S1	30 (14.) 2:59.572	31 (13.) 2:58.355	30 (14.) 3:00.509	21 (21.) DNF	112	0				0
19	60	Joni-Pekka RAJALA Vaaranmaa Racing	FIN	Mitsubishi Mirage	25 (19.) 3:05.701	26 (18.) 3:03.930	29 (15.) 3:01.049	25 (19.) 3:15.561	105	0				0
20	100	Guy WILKS Loco World RX Team	GBR	Volkswagen Polo	24 (20.) 3:06.055	23 (21.) 3:19.941	22 (22.) 3:25.694	27 (17.) 3:00.722	96	0				0
21	84	Hervé "Knapick" LEMONNIER Hervé "Knapick" Lemonnier	FRA	Citröen DS3	22 (22.) 3:09.432	25 (19.) 3:09.282	25 (19.) 3:07.036	24 (20.) 3:35.979	96	0				0
22	10	"CSUCSU" Speedy Motorsport	HUN	Kia Rio	23 (21.) 3:06.681	0 (22.) DSQ	27 (17.) 3:02.975	21 (22.) DNF	71	0				0

#60 -10 championship points penalty - Stewards decision Nr. 6

Höljesbanan (1210m)

Published at...	Steward Mrs.Cheryl LYNCH	Steward Mr.Surinder THATTHI	Steward Mr.Bengt-Göran GRENANDER	
-----------------	-----------------------------	--------------------------------	-------------------------------------	---

Supercar


SC - 23T

Official Results Team

Team	Nat.	No.	Driver	Nat.	Car	Pt.	Pen.	Pt.
1 PSRX Volkswagen Sweden	SWE	11 3	Petter SOLBERG Johan KRISTOFFERSSON	NOR SWE	Volkswagen Polo GTI Volkswagen Polo GTI	16 30		46
2 Team Peugeot-Hansen	SWE	21 9	Timmy HANSEN Sébastien LOEB	SWE FRA	Peugeot 208 Peugeot 208	19 23		42
3 Hoonigan Racing Division	USA	43 13	Ken BLOCK Andreas BAKKERUD	USA NOR	Ford Focus RS Ford Focus RS	11 24		35
4 MJP Racing Team Austria	AUT	96 44	Kevin ERIKSSON Timo SCHEIDER	SWE DEU	Ford Fiesta Ford Fiesta	18 9		27
5 Team Stard	AUT	7 6	Timur TIMERZYANOV Janis BAUMANIS	RUS LVA	Ford Fiesta Ford Fiesta	8 14		22
6 EKS	SWE	15 57	Reinis NITISS Toomas HEIKKINEN	LVA FIN	Audi S1 Audi S1	0 3		3

These results are provisional until the conclusion of any judicial and technical inquiries.

Höljesbanan (1210m)

Published at...	Steward Mrs.Cheryl LYNCH	Steward Mr.Surinder THATTHI	Steward Mr.Bengt-Göran GRENANDER	
-----------------	-----------------------------	--------------------------------	-------------------------------------	---

Printed: 7/2/2017 5:13:18 PM

Page 1 of 1

Supercar

Provisional Championship standing WorldRX

Pos.	No.	Driver	Nat.	Car	ESP	PRT	HOC	BEL	GBR	NOR	SWE	CAN	FRA	LVA	DEU	ZAF	Rep.	Pen.	Ch. Pt	
1	3	Johan KRISTOFFERSSON	SWE	Volkswagen Polo GTI	21 6	23 3	25 2	29 1	26 2	27 1	30 1							0	181	
2	11	Petter SOLBERG	NOR	Volkswagen Polo GTI	19 4	23 6	20 4	25 3	30 1	17 7	16 7							0	150	
3	1	Mattias EKSTRÖM	SWE	Audi S1	29 1	29 1	27 1	16 4	19 5	23 4								0	143	
4	9	Sébastien LOEB	FRA	Peugeot 208	3 14	23 2	22 5	14 7	19 4	21 3	23 3							0	125	
5	13	Andreas BAKKERUD	NOR	Ford Focus RS	22 3	8 10	3 14	19 6	21 3	27 2	24 2						2	124		
6	21	Timmy HANSEN	SWE	Peugeot 208	17 5	16 4	24 3	25 2	19 6	11 5	19 4							0	-10	121
7	43	Ken BLOCK	USA	Ford Focus RS	11 9	8 11	8 11	12 8	13 7	14 8	11 9							2	77	
8	44	Timo SCHEIDER	DEU	Ford Fiesta	26 2	2 15	13 7	9 11		8 12	9 10							0	67	
9	96	Kevin ERIKSSON	SWE	Ford Fiesta	4 13	3 14	11 10	14 5	10 9	4 13	18 5							0	64	
10	7	Timur TIMERZYANOV	RUS	Ford Fiesta	0 20	9 9	12 9	10 10	8 11	13 6	8 11							0	60	
11	57	Toomas HEIKKINEN	FIN	Audi S1	11 8	8 12	10 6	11 9	6 12	9 11	3 14							0	58	
12	71	Kevin HANSEN	SWE	Peugeot 208	8 11	13 8	12 8	0 21	4 13	11 9	4 13							0	52	
13	15	Reinis NITISS	LVA	Audi S1	8 10	18 5	7 12	4 13	1 16	10 10	0 18							0	48	
14	6	Janis BAUMANIS	LVA	Ford Fiesta	2 15	13 7	2 15	1 16	9 10	3 14	14 6							0	44	
15	68	Niclas GRÖNHOLM	FIN	Ford Fiesta	0 17	4 13	1 16	7 12	2 15	1 16	11 8						1	26		
16	100	Guy WILKS	GBR	Volkswagen Polo	12 7	1 16	0 19	3 14	3 14	0 17	0 20							1	19	
17	177	Andrew JORDAN	GBR	Ford Fiesta					11 8									0	11	
18	87	Jean-Baptiste DUBOURG	FRA	Peugeot 208	7 12	0 17	0 17	0 17	0 18	2 15	1 16							0	10	
19	93	Sebastian ERIKSSON	SWE	Ford Fiesta							8 12							0	8	
20	4	Robin LARSSON	SWE	Audi A1			4 13											0	4	
21	45	Per-Gunnar ANDERSSON	SWE	Audi S1							2 15							0	2	
22	67	Francois DUVAL	BEL	Peugeot 208				2 15										0	2	
23	77	René MUENNICH	DEU	Citroën DS3		0 18	0 20		0 17									0	0	
24	98	Oliver ERIKSSON	SWE	Ford Fiesta							0 17							0	0	
25	69	Martin KACZMARSKI	POL	Ford Fiesta		0 19	0 18	0 19	0 22									0	0	
26	84	Hervé "Knapick" LEMONNIER	FRA	Citroën DS3	0 18					0 21	0 21							0	0	

Höljesbanan (1210m)

Supercar

SC - 33

Provisional Championship standing WorldRX

Pos.	No.	Driver	Nat.	Car	ESP	PRT	HOC	BEL	GBR	NOR	SWE	CAN	FRA	LVA	DEU	ZAF	Rep.	Pen.	Ch. Pt.		
27	49	"M.D.K."	BEL	Ford Fiesta				0 18	0 24									1	0		
28	36	Guerlain CHICHERIT	FRA	Renault Clio	0 21		0 21	0 20		0 19									0	0	
29	2	Oliver O'DONOVAN	IRL	Ford Fiesta					0 20										0	0	
30	78	Laurent BOULIOU	FRA	Peugeot 208						0 20									0	0	
31	41	Joaquim SANTOS	PRT	Ford Focus		0 22													0	0	
32	42	Oliver BENNETT	GBR	Ford Fiesta					0 23										0	0	
33	102	Tamás KÁRAI	HUN	Audi A1				0 23											0	0	
34	10	"CSUCSU"	HUN	Kia Rio	1 16	0 20	0 22	0 24	0 21	0 22	0 22							1	-10	-9	
35	60	Joni-Pekka RAJALA	FIN	Mitsubishi Mirage						0 18	0 19								0	-10	-10
36	66	Grégoire DEMOUSTIER	BEL	Peugeot 208	0 19	0 21		0 22	0 19										0	-10	-10

Supercar

Provisional Championship standing WorldRX Team

Pos.	Team	Nat.	ESP	PRT	HOC	BEL	GBR	NOR	SWE	CAN	FRA	LVA	DEU	ZAF	Penalty	Ch. Pt
1	PSRX Volkswagen Sweden	SWE	40	46	45	54	56	44	46							331
2	Team Peugeot-Hansen	SWE	20	39	46	39	38	32	42						-10	246
3	Hoonigan Racing Division	USA	33	16	11	31	34	41	35							201
4	EKS	SWE	40	37	37	27	25	32	3							201
5	MJP Racing Team Austria	AUT	30	5	24	23	21	12	27							142
6	Team Stard	AUT	2	22	14	11	17	16	22							104

-
-

Supercar

Provisional Championship standing WorldRX Team

Pos.	Team	Nat.	ESP	PRT	HOC	BEL	GBR	NOR	SWE	CAN	FRA	LVA	DEU	ZAF	Penalty	Ch. Pt
1	PSRX Volkswagen Sweden	SWE	40	46	45	54	56	44	46							331
2	Team Peugeot-Hansen	SWE	20	39	46	39	38	32	42						-10	246
3	Hoonigan Racing Division	USA	33	16	11	31	34	41	35							201
4	EKS	SWE	40	37	37	27	25	32	3							201
5	MJP Racing Team Austria	AUT	30	5	24	23	21	12	27							142
6	Team Stard	AUT	2	22	14	11	17	16	22							104

-
-

Supercar Euro

SCE - 01

List of starters

No.	Driver	Nat.	Competitor/Entrant	Car	Licence	Competitor Lic.
1	2 Oliver O'DONOVAN	IRL	Oliver O'Donovan	Ford Fiesta	1239	1239
2	4 Robin LARSSON	SWE	Robin Larsson	Audi A1	199207083610	199207083610
3	8 Peter HEDSTRÖM	SWE	Peter Hedström	Volkswagen Polo	198312136230	198312136230
4	12 Riku TAHKO	FIN	#Minisuomi	BMW Mini	23383458	50033603
5	14 Jere KALLIOKOSKI	FIN	Albatec Racing Ltd	Peugeot 208	32115112	272334
6	16 Tom-Daniel TÅNEVIK	NOR	Tom Daniel Tånevik	Volvo C30	IRAC23774	AN23774
7	19 Magda ANDERSSON	SWE	Marklund Motorsport	Volkswagen Polo	199807149662	383
8	22 Andréa DUBOURG	FRA	DA Racing	Citröen DS3	203903	250976
9	24 Tommy RUSTAD	NOR	Albatec - HTB Racing	Peugeot 208	IKO10480	ANF48787
10	28 Jochen COOX	BEL	Oud-Turnhout Rally Team	Volkswagen Polo	697691	697663
11	30 Ole-Kristian TEMTE	NOR	Ole Kristian Temte	Citröen C4	IRC41725	AN41725
12	32 Tore KRISTOFFERSEN	NOR	Tore Kristoffersen	Citröen DS3	IRAC15820	AN15820
13	37 Ari-Pekka NIEMI	FIN	Ari-Pekka Niemi	Ford Fiesta	34770364	34770364
14	38 Mandie AUGUST	DEU	ALL-INKL.COM Muennich Motorsport	Audi S3	IC1122182	BIF1119689
15	39 Philip GEHRMAN	SWE	Eklund Motorsport	Volkswagen Beetle	199510252811	352
16	47 Tamás-Pál KISS	HUN	Speedbox Racing Team Kft.	Peugeot 208	2689	815
17	49 "M.D.K"	BEL	M.D.K	Ford Fiesta	800784	800784
18	53 Alexander HVAAL	NOR	Alexander Hvaal	Volkswagen Polo	IRC30731	AN30731
19	54 Mats ÖHMAN	SWE	Mats Öhman	Ford Fiesta	196503128990	196503128990
20	55 Paulius PLESKOVAS	LTU	Baltijos Sportas Klaipėdos m. TSK	Ford Fiesta	2017-C/139	2017/33
21	61 Stein Egil JENSEN	NOR	Stein Egil Jenssen	Ford Fiesta	IRAC21840	AN21840
22	63 Joachim HVAAL	NOR	Joachim Hvaal	Ford Fiesta	IRAC44320	AN44320
23	73 Henning SOLBERG	NOR	Eklund Motorsport	Volkswagen Beetle	IKO15362	352
24	74 Jérôme GROSSET-JANIN	FRA	Jérôme Grosset-Janin	Citröen DS3	133724	133724
25	77 René MUENNICH	DEU	ALL-INKL.COM Muennich Motorsport	Citröen DS3	ib1108069	BIF1119689
26	80 Andreas STEFFEN	DEU	Andreas Steffen	Ford Fiesta	IC1101391	IC1101391
27	90 Thomas BRYNTESSON	NOR	Team JC Race Teknik	Ford Fiesta	IRC38469	329
28	91 Ola FRÖSHAUG	NOR	Team JC Race Teknik	Ford Fiesta	IRAC12633	329
29	92 Anton MARKLUND	SWE	Marklund Motorsport	Volkswagen Polo	199212090071	383
30	95 Andri ÖUN	EST	Reinsalu Sport	Ford Fiesta	076	041
31	102 Tamás KÁRAI	HUN	Kárai Motorsport Sportegyesület	Audi A1	2794	791

These results are provisional until the conclusion of any judicial and technical inquiries.

Höljesbanan (1210m)

Published at...	Clerk of the Course	Timekeeper	
	Christer JÖNSSON	Peter MAJOSHAZI	



**FIA EUROPEAN RALLYCROSS CHAMPIONSHIP //
PRESENTED BY MONSTER ENERGY_
ROUND 3 // 30 JUNE - 02 JULY // HÖLJES (SWE)_
SWECON WORLD RX OF SWEDEN**



Supercar Euro

SCE - 01

List of starters

No.	Driver	Nat.	Competitor/Entrant	Car	Licence	Competitor Lic.
32	111 Derek TOHILL	IRL	Derek Tohill	Ford Fiesta	6353	6353

32 drivers

These results are provisional until the conclusion of any judicial and technical inquires.

Höljesbanan (1210m)

Published at...	Clerk of the Course Christer JÖNSSON		Timekeeper Peter MAJOSHAZI		
-----------------	---	--	-------------------------------	--	--

Printed: 6/30/2017 1:05:21 PM

Page 2 of 2



Supercar Euro

SCE - 03

Free Practice 1

Ranking

Pos.	No.	Driver	Competitor/Entrant	Nat.	Car	Best lap	Diff	Laps
1	47	Tamás-Pál KISS	Speedbox Racing Team Kft.	HUN	Peugeot 208	0:42.778		7
2	92	Anton MARKLUND	Marklund Motorsport	SWE	Volkswagen Polo	0:42.970	0:00.192	7
3	90	Thomas BRYNTESSON	Team JC Race Teknik	NOR	Ford Fiesta	0:42.981	0:00.203	7
4	4	Robin LARSSON	Robin Larsson	SWE	Audi A1	0:43.165	0:00.387	7
5	53	Alexander HVAAL	Alexander Hvaal	NOR	Volkswagen Polo	0:43.468	0:00.690	7
6	24	Tommy RUSTAD	Albatec - HTB Racing	NOR	Peugeot 208	0:43.617	0:00.839	7
7	8	Peter HEDSTRÖM	Peter Hedström	SWE	Volkswagen Polo	0:43.667	0:00.889	7
8	91	Ola FRÖSHAUG	Team JC Race Teknik	NOR	Ford Fiesta	0:43.691	0:00.913	7
9	19	Magda ANDERSSON	Marklund Motorsport	SWE	Volkswagen Polo	0:43.738	0:00.960	7
10	77	René MUENNICH	ALL-INKL.COM Muennich Motorsport	DEU	Citröen DS3	0:43.749	0:00.971	7
11	63	Joachim HVAAL	Joachim Hvaal	NOR	Ford Fiesta	0:43.791	0:01.013	7
12	54	Mats ÖHMAN	Mats Öhman	SWE	Ford Fiesta	0:43.909	0:01.131	7
13	111	Derek TOHILL	Derek Tohill	IRL	Ford Fiesta	0:44.127	0:01.349	7
14	14	Jere KALLIOKOSKI	Albatec Racing Ltd	FIN	Peugeot 208	0:44.376	0:01.598	7
15	22	Andréa DUBOURG	DA Racing	FRA	Citröen DS3	0:44.554	0:01.776	7
16	12	Riku TAHKO	#Minisuomi	FIN	BMW Mini	0:44.877	0:02.099	6
17	49	"M.D.K"	M.D.K	BEL	Ford Fiesta	0:44.879	0:02.101	5
18	16	Tom-Daniel TÅNEVIK	Tom Daniel Tånevik	NOR	Volvo C30	0:45.051	0:02.273	7
19	73	Henning SOLBERG	Eklund Motorsport	NOR	Volkswagen Beetle	0:45.110	0:02.332	1
20	74	Jérôme GROSSET-JANIN	Jérôme Grosset-Janin	FRA	Citröen DS3	0:45.158	0:02.380	3
21	102	Tamás KÁRAI	Kárai Motorsport Sportegyesület	HUN	Audi A1	0:45.188	0:02.410	7
22	80	Andreas STEFFEN	Andreas Steffen	DEU	Ford Fiesta	0:45.322	0:02.544	7
23	61	Stein Egil JENSSEN	Stein Egil Jenssen	NOR	Ford Fiesta	0:45.598	0:02.820	3
24	39	Philip GEHRMAN	Eklund Motorsport	SWE	Volkswagen Beetle	0:45.770	0:02.992	1
25	38	Mandie AUGUST	ALL-INKL.COM Muennich Motorsport	DEU	Audi S3	0:45.782	0:03.004	7
26	32	Tore KRISTOFFERSEN	Tore Kristoffersen	NOR	Citröen DS3	0:45.948	0:03.170	3
27	30	Ole-Kristian TEMTE	Ole Kristian Temte	NOR	Citröen C4	0:46.089	0:03.311	2

These results are provisional until the conclusion of any judicial and technical inquiries.

Höljesbanan (1210m)

Published at...	Clerk of the Course Christer JÖNSSON		Timekeeper Peter MAJOSHAZI		
-----------------	---	--	-------------------------------	--	--

Printed: 6/30/2017 6:33:38 PM

Page 1 of 8

Supercar Euro

SCE - 03

Free Practice 1

Ranking

Pos.	No.	Driver	Competitor/Entrant	Nat.	Car	Best lap	Diff	Laps
28	2	Oliver O'DONOVAN	Oliver O'Donovan	IRL	Ford Fiesta	0:46.185	0:03.407	4
29	95	Andri ÕUN	Reinsalu Sport	EST	Ford Fiesta	0:46.906	0:04.128	7
30	55	Paulius PLESKOVAS	Baltijos Sportas Klaipedos m. TSK	LTU	Ford Fiesta	0:47.185	0:04.407	3
31	37	Ari-Pekka NIEMI	Ari-Pekka Niemi	FIN	Ford Fiesta	0:47.981	0:05.203	3
DNF	28	Jochen COOX	Oud-Turnhout Rally Team	BEL	Volkswagen Polo	0:00.000	-	0

Total:32 Drivers included DNS: 0 ,DNF: 1 , EXC: 0

These results are provisional until the conclusion of any judicial and technical inquiries.

Höljesbanan (1210m)

Published at...	Clerk of the Course Christer JÖNSSON	Timekeeper Peter MAJOSHAZI	
-----------------	---	-------------------------------	--

Printed: 6/30/2017 6:33:38 PM

Page 2 of 8

Supercar Euro

SCE - 03

Free Practice 1

Lap Times

1. 47 Tamás-Pál KISS HUN Peugeot 208				
Lap	Laptime	Sector 1	Sector 2	Time of day
1.	00:46.667	19.0	27.6	17:09:36.330
2.	00:43.590	15.9	27.6	17:10:19.920
3.	00:43.210	15.9	27.2	17:11:03.130
4.	28:36.478	8:09	27.2	17:39:39.608
5.	00:42.778	15.6	27.1	17:40:22.386
6.	00:42.884	15.5	27.2	17:41:05.270
7.	00:43.116	15.5	27.5	17:41:48.386

2. 92 Anton MARKLUND SWE Volkswagen Polo				
Lap	Laptime	Sector 1	Sector 2	Time of day
1.	00:43.978	16.3	27.6	17:09:22.882
2.	00:43.162	15.8	27.2	17:10:06.044
3.	00:43.358	16.0	27.3	17:10:49.402
4.	28:44.805	8:17	27.3	17:39:34.207
5.	00:43.177	15.9	27.1	17:40:17.384
6.	00:42.970	15.8	27.1	17:41:00.354
7.	00:43.025	16.0	26.9	17:41:43.379



3. 90 Thomas BRYNTESSON NOR Ford Fiesta				
Lap	Laptime	Sector 1	Sector 2	Time of day
1.	00:44.626	16.7	27.9	17:09:48.226
2.	00:47.055	19.4	27.6	17:10:35.281
3.	00:43.908	16.3	27.5	17:11:19.189
4.	34:55.091	4:27	27.3	17:46:14.280
5.	00:43.397	16.1	27.2	17:46:57.677
6.	00:43.063	16.0	27.0	17:47:40.740
7.	00:42.981	15.9	27.0	17:48:23.721

4. 4 Robin LARSSON SWE Audi A1				
Lap	Laptime	Sector 1	Sector 2	Time of day
1.	00:44.284	16.5	27.7	17:09:27.377
2.	00:43.419	16.2	27.2	17:10:10.796
3.	00:43.313	16.0	27.2	17:10:54.109
4.	39:55.188	9:27	27.3	17:50:49.297
5.	00:43.165	15.9	27.2	17:51:32.462
6.	00:43.331	15.9	27.3	17:52:15.793
7.	00:43.382	16.1	27.2	17:52:59.175

5. 53 Alexander HVAAL NOR Volkswagen Polo				
Lap	Laptime	Sector 1	Sector 2	Time of day
1.	00:44.289	16.3	27.9	17:09:16.974
2.	00:43.864	15.9	27.9	17:10:00.838
3.	00:43.652	15.8	27.8	17:10:44.490
4.	29:23.684	8:51	32.5	17:40:08.174
5.	00:44.243	16.7	27.4	17:40:52.417
6.	00:43.468	16.0	27.3	17:41:35.885
7.	00:46.995	16.1	30.8	17:42:22.880

These results are provisional until the conclusion of any judicial and technical inquiries.

Höljesbanan (1210m)

Published at...	Clerk of the Course	Timekeeper
	Christer JÖNSSON 	Peter MAJOSHAZI 

Printed: 6/30/2017 6:33:38 PM

Page 3 of 8

Supercar Euro

SCE - 03

Free Practice 1

6. 24 Tommy RUSTAD NOR Peugeot 208				
Lap	Laptime	Sector 1	Sector 2	Time of day
1.	00:44.894	16.9	27.9	17:09:40.869
2.	00:44.706	16.4	28.2	17:10:25.575
3.	00:44.042	16.6	27.4	17:11:09.617
4.	49:10.666	8:43	27.2	18:00:20.283
5.	00:43.617	16.1	27.4	18:01:03.900
6.	00:43.631	16.2	27.4	18:01:47.531
7.	00:45.263	17.4	27.8	18:02:32.794

7. 8 Peter HEDSTRÖM SWE Volkswagen Polo				
Lap	Laptime	Sector 1	Sector 2	Time of day
1.	00:47.338	19.5	27.8	17:14:10.787
2.	00:44.614	16.5	28.1	17:14:55.401
3.	00:44.098	16.3	27.7	17:15:39.499
4.	34:57.550	4:29	28.2	17:50:37.049
5.	00:44.280	16.4	27.8	17:51:21.329
6.	00:44.063	16.3	27.7	17:52:05.392
7.	00:43.667	16.3	27.3	17:52:49.059

8. 91 Ola FRÖSHAUG NOR Ford Fiesta				
Lap	Laptime	Sector 1	Sector 2	Time of day
1.	00:48.204	20.0	28.1	17:13:48.050
2.	00:44.188	16.1	28.0	17:14:32.238
3.	00:45.280	16.3	28.9	17:15:17.518
4.	03:51.745	3:24	27.4	17:46:09.263
5.	00:44.018	16.4	27.6	17:46:53.281
6.	00:43.691	16.1	27.5	17:47:36.972
7.	00:43.913	16.0	27.8	17:48:20.885

9. 19 Magda ANDERSSON SWE Volkswagen Polo				
Lap	Laptime	Sector 1	Sector 2	Time of day
1.	00:48.918	20.1	28.7	17:18:25.251
2.	00:44.976	16.1	28.8	17:19:10.227
3.	00:45.246	16.3	28.9	17:19:55.473
4.	31:10.641	3:42	28.1	17:51:06.114
5.	00:47.718	19.7	27.9	17:51:53.832
6.	00:43.738	16.0	27.7	17:52:37.570
7.	00:45.338	16.3	28.9	17:53:22.908

10. 77 René MUENNICH DEU Citroën DS3				
Lap	Laptime	Sector 1	Sector 2	Time of day
1.	00:44.458	16.6	27.7	17:14:13.501
2.	00:44.405	16.5	27.8	17:14:57.906
3.	00:44.622	16.5	28.0	17:15:42.528
4.	44:18.876	3:51	27.6	18:00:01.404
5.	00:46.614	16.7	29.8	18:00:48.018
6.	00:43.749	16.1	27.5	18:01:31.767
7.	00:45.031	16.9	28.0	18:02:16.798

11. 63 Joachim HVAAL NOR Ford Fiesta				
--------------------------------------	--	--	--	--

These results are provisional until the conclusion of any judicial and technical inquiries.

Höljesbanan (1210m)

Published at...	Clerk of the Course Christer JÖNSSON		Timekeeper Peter MAJOSHAZI		
-----------------	---	--	-------------------------------	--	--

Supercar Euro

SCE - 03

Free Practice 1

Lap	Laptime	Sector 1	Sector 2	Time of day
1.	00:45.076	16.5	28.5	17:18:12.297
2.	00:44.621	16.3	28.2	17:18:56.918
3.	00:45.095	16.5	28.5	17:19:42.013
4.	31:32.867	1:04	28.1	17:51:14.880
5.	00:44.141	16.3	27.8	17:51:59.021
6.	00:43.791	15.9	27.8	17:52:42.812
7.	00:44.568	16.2	28.3	17:53:27.380

12. 54 Mats ÖHMAN		SWE	Ford Fiesta		
Lap	Laptime	Sector 1	Sector 2	Time of day	

1.	00:44.395	16.5	27.8	17:18:06.112	
2.	00:44.155	16.0	28.0	17:18:50.267	
3.	00:44.312	16.3	27.9	17:19:34.579	
4.	35:35.112	5:07	27.7	17:55:09.691	
5.	00:43.909	16.1	27.7	17:55:53.600	
6.	00:44.179	16.1	27.9	17:56:37.779	
7.	00:48.217	20.2	27.9	17:57:25.996	

13. 111 Derek TOHILL		IRL	Ford Fiesta		
Lap	Laptime	Sector 1	Sector 2	Time of day	

1.	00:45.459	16.9	28.5	17:14:01.153	
2.	00:44.867	16.6	28.2	17:14:46.020	
3.	00:44.968	16.6	28.2	17:15:30.988	
4.	35:29.370	5:01	28.1	17:51:00.358	
5.	00:44.410	16.5	27.8	17:51:44.768	
6.	00:44.314	16.3	28.0	17:52:29.082	
7.	00:44.127	16.5	27.5	17:53:13.209	

14. 14 Jere KALLIOKOSKI		FIN	Peugeot 208		
Lap	Laptime	Sector 1	Sector 2	Time of day	

1.	00:45.182	16.6	28.5	17:18:27.091	
2.	00:48.453	19.9	28.4	17:19:15.544	
3.	00:45.025	16.5	28.4	17:20:00.569	
4.	26:17.696	5:49	27.9	17:46:18.265	
5.	00:48.534	20.6	27.9	17:47:06.799	
6.	00:44.376	16.1	28.2	17:47:51.175	
7.	00:47.813	19.6	28.1	17:48:38.988	

15. 22 Andréa DUBOURG		FRA	Citröen DS3		
Lap	Laptime	Sector 1	Sector 2	Time of day	

1.	00:45.315	16.8	28.4	17:18:41.458	
2.	00:45.175	16.8	28.3	17:19:26.633	
3.	00:44.911	16.5	28.3	17:20:11.544	
4.	04:28.739	4:00	28.1	18:00:40.283	
5.	00:45.258	16.7	28.4	18:01:25.541	
6.	00:44.752	16.5	28.1	18:02:10.293	
7.	00:44.554	16.3	28.2	18:02:54.847	

16. 12 Riku TAHKO		FIN	BMW Mini		
Lap	Laptime	Sector 1	Sector 2	Time of day	

1.	00:49.013	20.3	28.7	17:18:26.319	
----	-----------	------	------	--------------	--

These results are provisional until the conclusion of any judicial and technical inquiries.

Höljesbanan (1210m)

Published at...	Clerk of the Course Christer JÖNSSON		Timekeeper Peter MAJOSHAZI		
-----------------	---	--	-------------------------------	--	--

Supercar Euro

SCE - 03

Free Practice 1

2.	00:44.877	16.5	28.3	17:19:11.196
3.	00:45.258	16.5	28.6	17:19:56.454
4.	35:41.987	5:13	28.2	17:55:38.441
5.	00:44.885	16.7	28.1	17:56:23.326
6.	00:45.120	16.3	28.8	17:57:08.446

17.	49 "M.D.K"	BEL	Ford Fiesta	
Lap	Laptime	Sector 1	Sector 2	Time of day

1.	00:44.879	16.6	28.2	17:18:29.857
2.	00:46.386	17.8	28.5	17:19:16.243
3.	00:45.065	16.5	28.5	17:20:01.308
4.	04:25.095	9:56	28.2	18:00:26.403
5.	00:44.885	16.2	28.6	18:01:11.288

18.	16 Tom-Daniel TÅNEVIK	NOR	Volvo C30	
Lap	Laptime	Sector 1	Sector 2	Time of day

1.	00:49.621	20.5	29.0	17:22:58.737
2.	00:45.699	16.7	28.9	17:23:44.436
3.	00:45.476	17.0	28.4	17:24:29.912
4.	03:50.606	3:22	28.2	17:55:20.518
5.	00:48.460	19.9	28.4	17:56:08.978
6.	00:45.051	16.6	28.4	17:56:54.029
7.	00:45.969	17.5	28.4	17:57:39.998

19.	73 Henning SOLBERG	NOR	Volkswagen Beetle	
Lap	Laptime	Sector 1	Sector 2	Time of day

1.	00:45.110	16.5	28.5	17:14:05.271
----	-----------	------	------	--------------

20.	74 Jérôme GROSSET-JANIN	FRA	Citröen DS3	
Lap	Laptime	Sector 1	Sector 2	Time of day

1.	00:45.158	16.8	28.3	17:13:39.027
2.	00:47.773	19.7	28.0	17:14:26.800
3.	00:56.036	18.3	37.6	17:15:22.836

21.	102 Tamás KÁRAI	HUN	Audi A1	
Lap	Laptime	Sector 1	Sector 2	Time of day




1.	00:45.817	17.0	28.7	17:23:01.729
2.	00:45.356	16.8	28.5	17:23:47.085
3.	00:46.045	17.6	28.3	17:24:33.130
4.	35:42.487	5:13	28.6	18:00:15.617
5.	00:45.188	16.8	28.3	18:01:00.805
6.	00:45.821	17.0	28.7	18:01:46.626
7.	00:45.950	17.4	28.4	18:02:32.576

22.	80 Andreas STEFFEN	DEU	Ford Fiesta	
Lap	Laptime	Sector 1	Sector 2	Time of day

1.	00:47.194	17.0	30.1	17:22:48.456
2.	00:49.174	20.3	28.7	17:23:37.630
3.	00:45.929	17.1	28.7	17:24:23.559
4.	22:01.209	1:32	28.4	17:46:24.768
5.	00:45.322	17.2	28.0	17:47:10.090
6.	00:47.054	17.9	29.1	17:47:57.144

These results are provisional until the conclusion of any judicial and technical inquiries.

Höljesbanan (1210m)

Published at...	Clerk of the Course Christer JÖNSSON		Timekeeper Peter MAJOSHAZI		
-----------------	---	---	-------------------------------	---	---

Supercar Euro

SCE - 03

Free Practice 1

7.	00:45.329	17.0	28.2	17:48:42.473
23.	61 Stein Egil JENSSEN	NOR	Ford Fiesta	
Lap	Laptime	Sector 1	Sector 2	Time of day
1.	00:45.721	17.1	28.5	17:27:04.341
2.	00:48.862	20.3	28.4	17:27:53.203
3.	00:45.598	16.9	28.6	17:28:38.801
24.	39 Philip GEHRMAN	SWE	Volkswagen Beetle	
Lap	Laptime	Sector 1	Sector 2	Time of day
1.	00:45.770	16.9	28.8	17:27:12.141
25.	38 Mandie AUGUST	DEU	Audi S3	
Lap	Laptime	Sector 1	Sector 2	Time of day
1.	00:45.941	16.9	29.0	17:22:38.937
2.	00:45.782	16.9	28.8	17:23:24.719
3.	00:46.775	16.9	29.8	17:24:11.494
4.	36:16.521	5:47	28.7	18:00:28.015
5.	00:49.394	20.7	28.6	18:01:17.409
6.	00:46.365	17.6	28.7	18:02:03.774
7.	00:45.876	17.2	28.5	18:02:49.650
26.	32 Tore KRISTOFFERSEN	NOR	Citröen DS3	
Lap	Laptime	Sector 1	Sector 2	Time of day
1.	00:46.146	17.3	28.8	17:23:03.648
2.	00:49.243	20.2	28.9	17:23:52.891
3.	00:45.948	16.8	29.0	17:24:38.839
27.	30 Ole-Kristian TEMTE	NOR	Citröen C4	
Lap	Laptime	Sector 1	Sector 2	Time of day
1.	00:46.089	16.8	29.2	17:27:35.824
2.	00:46.650	17.7	28.9	17:28:22.474
28.	2 Oliver O'DONOVAN	IRL	Ford Fiesta	
Lap	Laptime	Sector 1	Sector 2	Time of day
1.	00:50.619	20.3	30.2	17:13:55.590
2.	00:46.185	17.6	28.5	17:14:41.775
3.	00:49.757	16.6	33.0	17:15:31.532
4.	04:00.056	9:30	29.3	17:55:31.588
29.	95 Andri ÖUN	EST	Ford Fiesta	
Lap	Laptime	Sector 1	Sector 2	Time of day
1.	00:47.849	17.8	30.0	17:23:13.664
2.	00:48.114	18.0	30.0	17:24:01.778
3.	00:48.069	17.9	30.1	17:24:49.847
4.	03:27.617	9:58	29.3	17:55:17.464
5.	00:46.906	17.5	29.3	17:56:04.370
6.	00:46.909	17.3	29.5	17:56:51.279
7.	00:48.211	17.8	30.3	17:57:39.490
30.	55 Paulius PLESKOVAS	LTU	Ford Fiesta	
Lap	Laptime	Sector 1	Sector 2	Time of day
1.	00:47.949	16.7	31.2	17:22:48.110

These results are provisional until the conclusion of any judicial and technical inquiries.

Höljesbanan (1210m)

Published at...	Clerk of the Course Christer JÖNSSON		Timekeeper Peter MAJOSHAZI		
-----------------	---	--	-------------------------------	--	--

Printed: 6/30/2017 6:33:38 PM

Page 7 of 8

Supercar Euro

SCE - 03

Free Practice 1

2.	00:47.185	17.1	30.0	17:23:35.295
3.	00:51.287	21.2	30.0	17:24:26.582

31.	37 Ari-Pekka NIEMI	FIN	Ford Fiesta		
Lap	Laptime	Sector 1	Sector 2	Time of day	
1.	00:47.981	17.6	30.3	17:27:27.581	
2.	00:49.638	17.7	31.8	17:28:17.219	
3.	00:58.218	19.6	38.5	17:29:15.437	
DNF	28 Jochen COOX	BEL	Volkswagen Polo		

These results are provisional until the conclusion of any judicial and technical inquiries.

Höljesbanan (1210m)

Published at...	Clerk of the Course Christer JÖNSSON	Timekeeper Peter MAJOSHAZI	
-----------------	---	-------------------------------	--

Printed: 6/30/2017 6:33:38 PM

Page 8 of 8

Supercar Euro

SCE - 04

Free Practice 2

Ranking

Pos.	No.	Driver	Competitor/Entrant	Nat.	Car	Best lap	Diff	Laps
1	92	Anton MARKKLUND	Marklund Motorsport	SWE	Volkswagen Polo	0:42.561		11
2	47	Tamás-Pál KISS	Speedbox Racing Team Kft.	HUN	Peugeot 208	0:42.790	0:00.229	12
3	4	Robin LARSSON	Robin Larsson	SWE	Audi A1	0:43.073	0:00.512	11
4	90	Thomas BRYNTESSON	Team JC Race Teknik	NOR	Ford Fiesta	0:43.184	0:00.623	11
5	91	Ola FRÖSHAUG	Team JC Race Teknik	NOR	Ford Fiesta	0:43.477	0:00.916	11
6	74	Jérôme GROSSET-JANIN	Jérôme Grosset-Janin	FRA	Citröen DS3	0:43.512	0:00.951	12
7	77	René MUENNICH	ALL-INKL.COM Muennich Motorsport	DEU	Citröen DS3	0:43.517	0:00.956	10
8	8	Peter HEDSTRÖM	Peter Hedström	SWE	Volkswagen Polo	0:43.527	0:00.966	7
9	24	Tommy RUSTAD	Albatec - HTB Racing	NOR	Peugeot 208	0:43.581	0:01.020	11
10	54	Mats ÖHMAN	Mats Öhman	SWE	Ford Fiesta	0:43.630	0:01.069	11
11	19	Magda ANDERSSON	Marklund Motorsport	SWE	Volkswagen Polo	0:43.752	0:01.191	11
12	14	Jere KALLIOKOSKI	Albatec Racing Ltd	FIN	Peugeot 208	0:43.886	0:01.325	13
13	53	Alexander HVAAL	Alexander Hvaal	NOR	Volkswagen Polo	0:44.072	0:01.511	9
14	111	Derek TOHILL	Derek Tohill	IRL	Ford Fiesta	0:44.112	0:01.551	11
15	63	Joachim HVAAL	Joachim Hvaal	NOR	Ford Fiesta	0:44.124	0:01.563	11
16	102	Tamás KÁRAI	Kárai Motorsport Sportegyesület	HUN	Audi A1	0:44.165	0:01.604	11
17	2	Oliver O'DONOVAN	Oliver O'Donovan	IRL	Ford Fiesta	0:44.172	0:01.611	14
18	39	Philip GEHRMAN	Eklund Motorsport	SWE	Volkswagen Beetle	0:44.578	0:02.017	1
19	12	Riku TAHKO	#Minisuomi	FIN	BMW Mini	0:44.651	0:02.090	5
20	38	Mandie AUGUST	ALL-INKL.COM Muennich Motorsport	DEU	Audi S3	0:44.936	0:02.375	10
21	80	Andreas STEFFEN	Andreas Steffen	DEU	Ford Fiesta	0:44.989	0:02.428	8
22	73	Henning SOLBERG	Eklund Motorsport	NOR	Volkswagen Beetle	0:45.011	0:02.450	1
23	49	"M.D.K"	M.D.K	BEL	Ford Fiesta	0:45.175	0:02.614	2
24	22	Andréa DUBOURG	DA Racing	FRA	Citröen DS3	0:45.331	0:02.770	1
25	16	Tom-Daniel TÅNEVIK	Tom Daniel Tånevik	NOR	Volvo C30	0:45.828	0:03.267	3
26	37	Ari-Pekka NIEMI	Ari-Pekka Niemi	FIN	Ford Fiesta	0:45.913	0:03.352	7
27	30	Ole-Kristian TEMTE	Ole Kristian Temte	NOR	Citröen C4	0:46.289	0:03.728	7

These results are provisional until the conclusion of any judicial and technical inquiries.

Höljesbanan (1210m)

Published at...	Clerk of the Course Christer JÖNSSON	Timekeeper Peter MAJOSHAZI	
-----------------	---	-------------------------------	--

Printed: 7/1/2017 11:12:10 AM

Page 1 of 14



FIA EUROPEAN RALLYCROSS CHAMPIONSHIP //
PRESENTED BY MONSTER ENERGY_
ROUND 3 // 30 JUNE - 02 JULY // HÖLJES (SWE)_
SWECON WORLD RX OF SWEDEN



Supercar Euro

SCE - 04

Free Practice 2




Ranking

Pos.	No.	Driver	Competitor/Entrant	Nat.	Car	Best lap	Diff	Laps
28	95	Andri ÖUN	Reinsalu Sport	EST	Ford Fiesta	0:46.530	0:03.969	7
29	32	Tore KRISTOFFERSEN	Tore Kristoffersen	NOR	Citröen DS3	0:46.711	0:04.150	3
30	28	Jochen COOX	Oud-Turnhout Rally Team	BEL	Volkswagen Polo	0:46.822	0:04.261	6
31	55	Paulius PLESKOVAS	Baltijos Sportas Klaipedos m. TSK	LTU	Ford Fiesta	0:47.351	0:04.790	3
32	61	Stein Egil JENSSEN	Stein Egil Jensen	NOR	Ford Fiesta	0:50.959	0:08.398	1

Total:0 Drivers included DNS: 0 ,DNF: 0 , EXC: 0

These results are provisional until the conclusion of any judicial and technical inquiries.

Höljesbanan (1210m)

Published at...	Clerk of the Course Christer JÖNSSON 	Timekeeper Peter MAJOSHAZI 	
-----------------	---	---	---

Printed: 7/1/2017 11:12:10 AM

Page 2 of 14



Supercar Euro

SCE - 04

Free Practice 2

Lap Times

1. 92 Anton MARKLUND SWE Volkswagen Polo				
Lap	Laptime	Sector 1	Sector 2	Time of day
1.	00:43.758	16.0	27.7	09:18:21.540
2.	00:43.812	16.1	27.6	09:19:05.352
3.	00:45.186	16.1	29.0	09:19:50.538
4.	33:48.564	3:21	27.3	09:53:39.102
5.	00:47.504	17.0	30.4	09:54:26.606
6.	00:42.831	15.8	27.0	09:55:09.437
7.	00:43.811	15.8	27.9	09:55:53.248
8.	24:21.627	3:54	26.9	10:20:14.875
9.	00:42.783	15.8	26.9	10:20:57.658
10.	00:42.687	15.7	26.9	10:21:40.345
11.	00:42.561	15.6	26.9	10:22:22.906
21.				
22.				
23.				
24.				
25.				
26.				
27.				
28.				

2. 47 Tamás-Pál KISS HUN Peugeot 208				
Lap	Laptime	Sector 1	Sector 2	Time of day
1.	00:43.763	16.3	27.3	09:18:38.684
2.	00:43.523	15.9	27.5	09:19:22.207
3.	00:43.744	15.9	27.8	09:20:05.951
4.	23:55.865	3:28	27.4	09:44:01.816
5.	00:43.152	15.9	27.2	09:44:44.968
6.	00:45.539	15.9	29.5	09:45:30.507
7.	00:42.790	15.7	27.0	09:46:13.297
8.	25:40.439	5:11	28.5	10:11:53.736
9.	00:43.249	15.8	27.4	10:12:36.985
10.	00:42.889	15.5	27.2	10:13:19.874
11.	00:42.908	15.7	27.1	10:14:02.782
12.	18:50.693	8:21	29.4	10:32:53.475
21.				
22.				
23.				
24.				
25.				
26.				
27.				
28.				

3. 4 Robin LARSSON SWE Audi A1				
Lap	Laptime	Sector 1	Sector 2	Time of day
1.	00:44.096	16.4	27.6	09:18:15.227
2.	00:44.444	16.4	27.9	09:18:59.671

These results are provisional until the conclusion of any judicial and technical inquiries.

Höljesbanan (1210m)

Published at...	Clerk of the Course Christer JÖNSSON		Timekeeper Peter MAJOSHAZI		
-----------------	---	--	-------------------------------	--	--

Supercar Euro

SCE - 04

Free Practice 2

3.	00:50.208	19.1	31.0	09:19:49.879
4.	38:29.384	8:01	27.5	09:58:19.263
5.	00:43.073	16.0	27.0	09:59:02.336
6.	00:43.472	16.1	27.2	09:59:45.808
7.	00:43.457	16.1	27.3	10:00:29.265
8.	19:36.166	9:09	27.0	10:20:05.431
9.	00:43.431	16.3	27.1	10:20:48.862
10.	00:46.165	18.8	27.3	10:21:35.027
11.	00:43.201	15.9	27.2	10:22:18.228
21.				
22.				
23.				
24.				
25.				
26.				
27.				
28.				

4. 90 Thomas BRYNTESSON NOR Ford Fiesta				
Lap	Laptime	Sector 1	Sector 2	Time of day
1.	00:44.160	16.5	27.5	09:18:34.366
2.	00:44.170	16.3	27.7	09:19:18.536
3.	00:44.741	16.4	28.3	09:20:03.277
4.	33:14.609	2:47	27.5	09:53:17.886
5.	00:43.497	16.1	27.3	09:54:01.383
6.	00:43.637	16.1	27.4	09:54:45.020
7.	00:44.644	16.2	28.3	09:55:29.664
8.	25:18.637	4:51	27.1	10:20:48.301
9.	00:43.207	15.9	27.2	10:21:31.508
10.	00:43.184	16.0	27.1	10:22:14.692
11.	00:43.253	16.0	27.1	10:22:57.945
21.				
22.				
23.				
24.				
25.				
26.				
27.				
28.				

5. 91 Ola FRÖSHAUG NOR Ford Fiesta				
Lap	Laptime	Sector 1	Sector 2	Time of day
1.	00:46.046	17.0	28.9	09:23:55.121
2.	00:44.618	16.5	28.0	09:24:39.739
3.	00:44.617	16.7	27.8	09:25:24.356
4.	23:18.491	2:50	27.5	09:48:42.847
5.	00:44.607	16.1	28.4	09:49:27.454
6.	00:44.317	16.4	27.8	09:50:11.771
7.	00:44.284	16.4	27.8	09:50:56.055
8.	29:46.257	9:18	27.8	10:20:42.312
9.	00:43.613	16.0	27.5	10:21:25.925

These results are provisional until the conclusion of any judicial and technical inquires.

Höljesbanan (1210m)

Published at...	Clerk of the Course	Timekeeper	
	Christer JÖNSSON	Peter MAJOSHAZI	

Supercar Euro

SCE - 04

Free Practice 2

10.	00:43.477	16.1	27.3	10:22:09.402
11.	00:43.958	16.4	27.5	10:22:53.360
21.				
22.				
23.				
24.				
25.				
26.				
27.				
28.				

6. 74 Jérôme GROSSET-JANIN FRA Citroën DS3				
Lap	Laptime	Sector 1	Sector 2	Time of day
1.	00:45.028	17.1	27.9	09:23:20.640
2.	00:45.069	17.3	27.7	09:24:05.709
3.	00:49.480	20.0	29.3	09:24:55.189
4.	18:53.312	8:25	27.9	09:43:48.501
5.	00:46.139	16.3	29.7	09:44:34.640
6.	26:45.595	20.6	27.8	10:11:20.235
7.	00:47.485	19.6	27.8	10:12:07.720
8.	00:44.196	16.3	27.8	10:12:51.916
9.	00:43.856	16.1	27.6	10:13:35.772
10.	22:58.806	2:31	27.2	10:36:34.578
11.	00:43.512	16.2	27.2	10:37:18.090
12.	00:44.065	16.4	27.6	10:38:02.155
21.				
22.				
23.				
24.				
25.				
26.				
27.				
28.				

7. 77 René MUENNICH DEU Citroën DS3				
Lap	Laptime	Sector 1	Sector 2	Time of day
1.	00:44.578	16.5	27.9	09:23:37.842
2.	00:44.647	16.5	28.1	09:24:22.489
3.	00:44.295	16.4	27.8	09:25:06.784
4.	37:29.782	7:02	27.7	10:02:36.566
5.	00:44.196	16.3	27.8	10:03:20.762
6.	00:43.957	16.3	27.6	10:04:04.719
7.	00:43.537	16.0	27.4	10:04:48.256
8.	02:11.082	9:41	29.5	10:24:59.338
9.	00:43.517	16.0	27.4	10:25:42.855
10.	00:49.371	20.1	29.2	10:26:32.226
21.				
22.				
23.				
24.				
25.				

These results are provisional until the conclusion of any judicial and technical inquiries.

Höljesbanan (1210m)

Published at...	Clerk of the Course	Timekeeper	
	Christer JÖNSSON	Peter MAJOSHAZI	

Supercar Euro

SCE - 04

Free Practice 2

26.
27.
28.

8. 8 Peter HEDSTRÖM SWE Volkswagen Polo				
Lap	Laptime	Sector 1	Sector 2	Time of day
1.	00:44.419	16.7	27.7	09:23:46.416
2.	00:44.398	16.5	27.8	09:24:30.814
3.	00:44.672	16.7	27.8	09:25:15.486
4.	07:31.201	7:03	27.6	10:32:46.687
5.	00:44.079	16.3	27.6	10:33:30.766
6.	00:44.151	16.6	27.5	10:34:14.917
7.	00:43.527	16.3	27.1	10:34:58.444

21.
22.
23.
24.
25.
26.
27.
28.




9. 24 Tommy RUSTAD NOR Peugeot 208				
Lap	Laptime	Sector 1	Sector 2	Time of day
1.	00:44.544	16.7	27.7	09:18:47.516
2.	01:01.265	16.8	44.4	09:19:48.781
3.	02:09.266	9:41	27.9	09:39:58.047
4.	00:45.566	16.5	28.9	09:40:43.613
5.	00:44.456	16.7	27.7	09:41:28.069
6.	00:44.482	16.6	27.8	09:42:12.551
7.	29:02.336	8:34	27.4	10:11:14.887
8.	00:43.733	16.5	27.1	10:11:58.620
9.	00:43.758	16.3	27.3	10:12:42.378
10.	00:43.581	16.3	27.2	10:13:25.959
11.	19:33.284	9:06	27.2	10:32:59.243

21.
22.
23.
24.
25.
26.
27.
28.

10. 54 Mats ÖHMAN SWE Ford Fiesta				
Lap	Laptime	Sector 1	Sector 2	Time of day
1.	00:44.695	16.5	28.1	09:28:15.876
2.	00:44.340	16.4	27.8	09:29:00.216
3.	00:44.466	16.5	27.8	09:29:44.682
4.	28:26.019	7:58	27.8	09:58:10.701
5.	00:47.648	19.8	27.7	09:58:58.349

These results are provisional until the conclusion of any judicial and technical inquiries.

Höljesbanan (1210m)

Published at...	Clerk of the Course Christer JÖNSSON		Timekeeper Peter MAJOSHAZI		
-----------------	---	---	-------------------------------	---	---

Printed: 7/1/2017 11:12:10 AM

Page 6 of 14

Supercar Euro

SCE - 04

Free Practice 2



6.	00:43.948	16.1	27.8	09:59:42.297
7.	00:45.521	17.3	28.1	10:00:27.818
8.	32:07.494	1:39	27.5	10:32:35.312
9.	00:44.058	16.4	27.6	10:33:19.370
10.	00:43.826	16.4	27.3	10:34:03.196
11.	00:43.630	16.0	27.5	10:34:46.826
21.				
22.				
23.				
24.				
25.				
26.				
27.				
28.				

11. 19 Magda ANDERSSON SWE Volkswagen Polo				
Lap	Laptime	Sector 1	Sector 2	Time of day
1.	00:44.442	00.0	00.0	09:27:52.250
2.	00:44.584	00.0	00.0	09:28:36.834
3.	00:44.704	00.0	00.0	09:29:21.538
4.	28:28.326	8:00	28.0	09:57:49.864
5.	00:44.432	16.4	28.0	09:58:34.296
6.	00:44.124	16.1	27.9	09:59:18.420
7.	00:48.042	20.2	27.7	10:00:06.462
8.	24:36.946	4:09	27.6	10:24:43.408
9.	00:43.752	16.0	27.6	10:25:27.160
10.	00:47.061	19.5	27.5	10:26:14.221
11.	00:44.006	16.3	27.6	10:26:58.227
21.				
22.				
23.				
24.				
25.				
26.				
27.				
28.				

12. 14 Jere KALLIOKOSKI FIN Peugeot 208				
Lap	Laptime	Sector 1	Sector 2	Time of day
1.	00:48.621	20.3	28.3	09:23:44.623
2.	00:45.392	17.2	28.1	09:24:30.015
3.	00:45.145	16.9	28.1	09:25:15.160
4.	18:42.442	8:13	28.4	09:43:57.602
5.	00:44.669	16.5	28.1	09:44:42.271
6.	00:45.042	16.8	28.1	09:45:27.313
7.	00:44.678	16.7	27.9	09:46:11.991
8.	02:58.378	2:30	27.9	10:07:10.369
9.	00:47.759	19.8	27.8	10:07:58.128
10.	00:44.362	16.3	28.0	10:08:42.490
11.	28:08.039	19.8	27.5	10:36:50.529
12.	00:43.886	16.4	27.4	10:37:34.415

These results are provisional until the conclusion of any judicial and technical inquires.

Höljesbanan (1210m)

Published at...	Clerk of the Course Christer JÖNSSON		Timekeeper Peter MAJOSHAZI		
-----------------	---	---	-------------------------------	---	---

Supercar Euro

SCE - 04

Free Practice 2




13.	01:07.570	16.6	50.9	10:38:41.985
21.				
22.				
23.				
24.				
25.				
26.				
27.				
28.				

13. 53 Alexander HVAAL NOR Volkswagen Polo				
Lap	Laptime	Sector 1	Sector 2	Time of day
1.	00:44.508	16.8	27.6	09:18:53.712
2.	00:44.709	16.3	28.3	09:19:38.421
3.	00:44.072	16.2	27.8	09:20:22.493
4.	27:52.738	7:24	27.7	09:48:15.231
5.	00:44.083	16.3	27.7	09:48:59.314
6.	00:44.232	16.0	28.2	09:49:43.546
7.	00:44.804	16.1	28.6	09:50:28.350
8.	42:33.005	2:05	27.3	10:33:01.355
9.	00:45.427	16.2	29.1	10:33:46.782
21.				
22.				
23.				
24.				
25.				
26.				
27.				
28.				

14. 111 Derek TOHILL IRL Ford Fiesta				
Lap	Laptime	Sector 1	Sector 2	Time of day
1.	00:45.646	17.1	28.4	09:23:31.250
2.	00:45.034	16.7	28.2	09:24:16.284
3.	00:45.105	16.9	28.2	09:25:01.389
4.	37:19.864	6:51	28.1	10:02:21.253
5.	00:44.814	16.8	28.0	10:03:06.067
6.	00:44.648	16.6	27.9	10:03:50.715
7.	00:44.506	16.5	27.9	10:04:35.221
8.	16:01.909	5:33	28.1	10:20:37.130
9.	00:44.112	16.1	27.9	10:21:21.242
10.	00:44.319	16.6	27.6	10:22:05.561
11.	00:44.405	16.4	27.9	10:22:49.966
21.				
22.				
23.				
24.				
25.				
26.				
27.				
28.				

These results are provisional until the conclusion of any judicial and technical inquiries.

Höljesbanan (1210m)

Published at...	Clerk of the Course Christer JÖNSSON 	Timekeeper Peter MAJOSHAZI 	
-----------------	---	---	---

Supercar Euro

SCE - 04

Free Practice 2




15. 63 Joachim HVAAL NOR Ford Fiesta				
Lap	Laptime	Sector 1	Sector 2	Time of day
1.	00:45.261	16.8	28.4	09:27:59.426
2.	00:44.943	16.8	28.1	09:28:44.369
3.	00:45.011	16.7	28.2	09:29:29.380
4.	28:40.290	8:11	28.5	09:58:09.670
5.	00:44.827	16.6	28.2	09:58:54.497
6.	00:44.301	16.4	27.8	09:59:38.798
7.	00:48.478	20.3	28.1	10:00:27.276
8.	24:38.050	4:09	28.1	10:25:05.326
9.	00:44.124	16.4	27.7	10:25:49.450
10.	00:44.224	16.4	27.7	10:26:33.674
11.	00:45.516	17.5	27.9	10:27:19.190
21.				
22.				
23.				
24.				
25.				
26.				
27.				
28.				

16. 102 Tamás KÁRAI HUN Audi A1				
Lap	Laptime	Sector 1	Sector 2	Time of day
1.	00:45.829	17.2	28.6	09:35:47.738
2.	00:45.915	17.1	28.7	09:36:33.653
3.	00:46.356	17.2	29.1	09:37:20.009
4.	29:44.806	9:16	28.1	10:07:04.815
5.	00:44.668	16.7	27.9	10:07:49.483
6.	00:44.874	16.4	28.4	10:08:34.357
7.	00:45.143	17.1	28.0	10:09:19.500
8.	27:39.014	7:11	27.9	10:36:58.514
9.	00:44.165	16.1	27.9	10:37:42.679
10.	00:45.567	16.0	29.5	10:38:28.246
11.	00:44.251	16.2	27.9	10:39:12.497
21.				
22.				
23.				
24.				
25.				
26.				
27.				
28.				

17. 2 Oliver O'DONOVAN IRL Ford Fiesta				
Lap	Laptime	Sector 1	Sector 2	Time of day
1.	00:47.128	16.7	30.4	09:23:17.432
2.	00:49.421	21.0	28.4	09:24:06.853
3.	00:46.392	17.3	29.0	09:24:53.245
4.	28:42.680	8:08	34.0	09:53:35.925

These results are provisional until the conclusion of any judicial and technical inquiries.

Höljesbanan (1210m)

Published at...	Clerk of the Course Christer JÖNSSON 	Timekeeper Peter MAJOSHAZI 	
-----------------	---	---	---

Supercar Euro

SCE - 04

Free Practice 2

5.	00:45.838	17.7	28.0	09:54:21.763
6.	00:45.123	17.0	28.0	09:55:06.886
7.	00:49.024	20.8	28.1	09:55:55.910
8.	02:00.932	9:33	27.9	10:15:56.842
9.	00:44.172	16.6	27.4	10:16:41.014
10.	00:44.416	16.5	27.9	10:17:25.430
11.	00:47.925	19.7	28.1	10:18:13.355
12.	18:26.160	7:58	27.2	10:36:39.515
13.	00:44.755	16.6	28.0	10:37:24.270
14.	00:47.356	19.8	27.4	10:38:11.626
21.				
22.				
23.				
24.		19.8		
25.				
26.				
27.				
28.				

18. 39 Philip GEHRMAN SWE Volkswagen Beetle				
Lap	Laptime	Sector 1	Sector 2	Time of day
1.	00:44.578	16.4	28.1	10:12:33.007
21.				
22.				
23.				
24.				
25.				
26.				
27.				
28.				

19. 12 Riku TAHKO FIN BMW Mini				
Lap	Laptime	Sector 1	Sector 2	Time of day
1.	00:45.613	17.3	28.2	09:28:04.730
2.	52:17.425	18.7	28.1	10:20:22.155
3.	00:45.144	16.7	28.3	10:21:07.299
4.	00:44.651	16.4	28.2	10:21:51.950
5.	00:44.829	16.5	28.3	10:22:36.779
21.				
22.				
23.				
24.				
25.				
26.				
27.				
28.				

20. 38 Mandie AUGUST DEU Audi S3				
Lap	Laptime	Sector 1	Sector 2	Time of day
1.	00:45.862	17.1	28.7	09:36:06.358
2.	00:46.360	17.4	28.8	09:36:52.718

These results are provisional until the conclusion of any judicial and technical inquiries.

Höljesbanan (1210m)

Published at...	Clerk of the Course	Timekeeper
	Christer JÖNSSON	Peter MAJOSHAZI



Supercar Euro

SCE - 04

Free Practice 2

3.	00:46.587	17.4	29.0	09:37:39.305
4.	24:32.559	4:03	28.6	10:02:11.864
5.	00:44.936	16.7	28.1	10:02:56.800
6.	00:45.294	16.7	28.5	10:03:42.094
7.	00:45.473	16.9	28.4	10:04:27.567
8.	02:52.797	2:23	29.4	10:25:20.364
9.	00:45.634	16.6	28.9	10:26:05.998
10.	00:45.370	16.9	28.4	10:26:51.368
21.				
22.				
23.				
24.				
25.				
26.				
27.				
28.				

21. 80 Andreas STEFFEN DEU Ford Fiesta				
Lap	Laptime	Sector 1	Sector 2	Time of day
1.	00:47.594	18.4	29.1	09:35:46.599
2.	00:46.353	17.6	28.7	09:36:32.952
3.	00:46.652	17.3	29.2	09:37:19.604
4.	54:24.533	00.0	00.0	10:31:44.137
5.	00:47.033	18.1	28.9	10:32:31.170
6.	00:45.554	17.2	28.2	10:33:16.724
7.	00:48.491	20.3	28.1	10:34:05.215
8.	00:44.989	16.6	28.3	10:34:50.204
21.				
22.				
23.				
24.				
25.				
26.				
27.				
28.				

22. 73 Henning SOLBERG NOR Volkswagen Beetle				
Lap	Laptime	Sector 1	Sector 2	Time of day
1.	00:45.011	17.0	27.9	10:16:50.866
21.				
22.				
23.				
24.				
25.				
26.				
27.				
28.				

23. 49 "M.D.K" BEL Ford Fiesta				
Lap	Laptime	Sector 1	Sector 2	Time of day
1.	00:45.175	16.9	28.2	09:28:23.141

These results are provisional until the conclusion of any judicial and technical inquiries.

Höljesbanan (1210m)

Published at...	Clerk of the Course	Timekeeper
	Christer JÖNSSON	Peter MAJOSHAZI



Supercar Euro

SCE - 04

Free Practice 2

2.	00:45.581	17.0	28.5	09:29:08.722
21.				
22.				
23.				
24.				
25.				
26.				
27.				
28.				

24. 22 Andréa DUBOURG FRA Citroën DS3				
Lap	Laptime	Sector 1	Sector 2	Time of day
1.	00:45.331	17.1	28.1	09:28:09.991
21.				
22.				
23.				
24.				
25.				
26.				
27.				
28.				

25. 16 Tom-Daniel TÅNEVIK NOR Volvo C30				
Lap	Laptime	Sector 1	Sector 2	Time of day
1.	00:46.461	17.8	28.6	09:35:57.993
2.	00:48.665	20.2	28.3	09:36:46.658
3.	00:45.828	17.3	28.4	09:37:32.486
21.				
22.				
23.				
24.				
25.				
26.				
27.				
28.				

26. 37 Ari-Pekka NIEMI FIN Ford Fiesta				
Lap	Laptime	Sector 1	Sector 2	Time of day
1.	00:47.607	00.0	00.0	09:40:30.952
2.	00:47.275	00.0	00.0	09:41:18.227
3.	00:47.042	00.0	00.0	09:42:05.269
4.	33:51.569	3:21	29.6	10:15:56.838
5.	00:46.280	17.9	28.3	10:16:43.118
6.	00:45.913	17.2	28.6	10:17:29.031
7.	00:46.636	17.1	29.4	10:18:15.667
21.				
22.				
23.				
24.				
25.				
26.				

These results are provisional until the conclusion of any judicial and technical inquiries.

Höljesbanan (1210m)

Published at...	Clerk of the Course Christer JÖNSSON	Timekeeper Peter MAJOSHAZI	
-----------------	---	-------------------------------	--

Supercar Euro

SCE - 04

Free Practice 2

27.
28.

27. 30 Ole-Kristian TEMTE NOR Citroën C4				
Lap	Laptime	Sector 1	Sector 2	Time of day
1.	00:46.535	17.4	29.1	09:40:12.401
2.	00:50.147	21.0	29.1	09:41:02.548
3.	00:47.607	17.6	29.9	09:41:50.155
4.	25:31.577	5:02	29.5	10:07:21.732
5.	00:46.289	17.0	29.2	10:08:08.021
6.	00:46.936	17.6	29.2	10:08:54.957
7.	00:50.629	21.6	28.9	10:09:45.586

21.
22.
23.
24.
25.
26.
27.
28.

28. 95 Andri ŐUN EST Ford Fiesta				
Lap	Laptime	Sector 1	Sector 2	Time of day
1.	00:47.133	17.8	29.2	09:36:18.595
2.	00:46.733	17.4	29.2	09:37:05.328
3.	00:46.530	17.5	29.0	09:37:51.858
4.	24:57.426	4:27	30.0	10:02:49.284
5.	00:47.426	17.3	30.1	10:03:36.710
6.	00:46.644	17.5	29.1	10:04:23.354
7.	00:46.582	17.2	29.3	10:05:09.936

21.
22.
23.
24.
25.
26.
27.
28.

29. 32 Tore KRISTOFFERSEN NOR Citroën DS3				
Lap	Laptime	Sector 1	Sector 2	Time of day
1.	00:46.844	17.7	29.0	09:36:09.960
2.	00:49.555	20.2	29.2	09:36:59.515
3.	00:46.711	17.4	29.2	09:37:46.226

21.
22.
23.
24.
25.
26.
27.

These results are provisional until the conclusion of any judicial and technical inquiries.

Höljesbanan (1210m)

Published at...	Clerk of the Course	Timekeeper	
	Christer JÖNSSON	Peter MAJOSHAZI	

Supercar Euro

SCE - 04

Free Practice 2

28.




30. 28 Jochen COOX BEL Volkswagen Polo				
Lap	Laptime	Sector 1	Sector 2	Time of day
1.	00:47.115	17.3	29.8	09:40:21.232
2.	00:47.012	17.4	29.5	09:41:08.244
3.	00:50.409	21.0	29.3	09:41:58.653
4.	25:24.587	4:55	28.6	10:07:23.240
5.	00:46.822	17.3	29.4	10:08:10.062
6.	00:46.875	17.5	29.2	10:08:56.937
21.				
22.				
23.				
24.				
25.				
26.				
27.				
28.				

31. 55 Paulius PLESKOVAS LTU Ford Fiesta				
Lap	Laptime	Sector 1	Sector 2	Time of day
1.	00:47.351	17.4	29.9	09:40:09.269
2.	00:50.496	21.0	29.4	09:40:59.765
3.	00:48.263	17.4	30.7	09:41:48.028
21.				
22.				
23.				
24.				
25.				
26.				
27.				
28.				

32. 61 Stein Egil JENSSEN NOR Ford Fiesta				
Lap	Laptime	Sector 1	Sector 2	Time of day
1.	00:50.959	18.7	32.1	09:40:44.095
21.				
22.				
23.				
24.				
25.				
26.				
27.				
28.				

These results are provisional until the conclusion of any judicial and technical inquiries.

Höljesbanan (1210m)

Published at...	Clerk of the Course	Timekeeper	
	Christer JÖNSSON 	Peter MAJOSHAZI 	

Printed: 7/1/2017 11:12:10 AM

Page 14 of 14

Supercar Euro

SCE - 02

Provisional Grid Sheet for Q 1 by the draw (Right Pole)

P5	P4	P3	P2	POLE			
Race 1							
		2	63	73	R1	73	Henning SOLBERG NOR
						63	Joachim HVAAL NOR
						2	Oliver O'DONOVAN IRL
Race 2							
	28	24	77	74	R2	74	Jérôme GROSSET-JANIN FRA
						77	René MUENNICH DEU
						24	Tommy RUSTAD NOR
						28	Jochen COOX BEL
Race 3							
53	47	4	16	30	R3	30	Ole-Kristian TEMTE NOR
						16	Tom-Daniel TÅNEVIK NOR
						4	Robin LARSSON SWE
						47	Tamás-Pál KISS HUN
						53	Alexander HVAAL NOR
Race 4							
8	22	55	49	19	R4	19	Magda ANDERSSON SWE
						49	"M.D.K" BEL
						55	Paulius PLESKOVAS LTU
						22	Andréa DUBOURG FRA
						8	Peter HEDSTRÖM SWE
Race 5							
80	61	90	32	38	R5	38	Mandie AUGUST DEU
						32	Tore KRISTOFFERSEN NOR
						90	Thomas BRYNTESSON NOR
						61	Stein Egil JENSSEN NOR
						80	Andreas STEFFEN DEU
Race 6							
95	12	37	39	14	R6	14	Jere KALLIOKOSKI FIN
						39	Philip GEHRMAN SWE
						37	Ari-Pekka NIEMI FIN
						12	Riku TAHKO FIN
						95	Andri ÖUN EST
Race 7							
54	92	111	102	91	R7	91	Ola FRÖSHAUG NOR
						102	Tamás KÁRAI HUN
						111	Derek TOHILL IRL
						92	Anton MARKLUND SWE
						54	Mats ÖHMAN SWE

These results are provisional until the conclusion of any judicial and technical inquires.

Höljesbanan (1210m)

Published at...	Clerk of the Course Christer JÖNSSON		Timekeeper Peter MAJOSHAZI		
-----------------	---	--	-------------------------------	--	--

Printed: 6/30/2017 1:32:47 PM

Page 1 of 1

Supercar Euro

SCE - 05

Result of Q 1

Pos.	No.	Driver Competitor/Entrant	Nat./Car	Total Tm Laps/Jok/Race	Gap Penalty	Lap0	Lap1 S1 S2	Lap2 S1 S2	Lap3 S1 S2	Lap4 S1 S2	Pts.
1	90	Thomas BRYNTESSON Team JC Race Teknik	NOR Ford Fiesta	3:00.759 4/1 R5	-		0:46.783 19.4 27.2	0:43.951 16.5 27.4	0:43.640 16.5 27.1	0:46.385 19.4 26.9	50
2	8	Peter HEDSTRÖM Peter Hedström	SWE Volkswagen Polo	3:01.049 4/1 R4	0:00.290 -		0:50.488 23.1 27.2	0:43.499 16.2 27.2	0:43.674 16.3 27.3	0:43.388 16.3 27.0	45
3	92	Anton MARKLUND Marklund Motorsport	SWE Volkswagen Polo	3:01.233 4/1 R7	0:00.474 -		0:47.616 20.4 27.1	0:43.581 16.6 26.8	0:43.720 16.5 27.1	0:46.316 19.3 26.9	42
4	53	Alexander HVAAL Alexander Hvaal	NOR Volkswagen Polo	3:02.452 4/1 R3	0:01.693 -		0:47.738 20.1 27.5	0:44.138 16.4 27.6	0:43.561 16.2 27.2	0:47.015 19.6 27.4	40
5	24	Tommy RUSTAD Albatec - HTB Racing	NOR Peugeot 208	3:02.846 4/1 R2	0:02.087 -		0:47.635 20.0 27.6	0:44.886 16.5 28.3	0:43.721 16.2 27.4	0:46.604 19.4 27.1	39
6	19	Magda ANDERSSON Marklund Motorsport	SWE Volkswagen Polo	3:03.486 4/1 R4	0:02.727 -		0:47.348 19.7 27.5	0:44.485 16.4 28.0	0:44.005 16.3 27.6	0:47.648 19.8 27.7	38
7	22	Andréa DUBOURG DA Racing	FRA Citroën DS3	3:03.848 4/1 R4	0:03.089 -		0:48.371 20.2 28.0	0:44.195 16.3 27.8	0:47.171 19.6 27.4	0:44.111 16.4 27.6	37
8	77	René MUENNICH ALL-INKL.COM Muennich Motorsport	DEU Citroën DS3	3:04.137 4/1 R2	0:03.378 -		0:50.664 23.3 27.3	0:44.024 16.2 27.7	0:45.230 17.1 28.0	0:44.219 16.8 27.4	36
9	91	Ola FRÖSHAUG Team JC Race Teknik	NOR Ford Fiesta	3:04.267 4/1 R7	0:03.508 -		0:51.321 23.7 27.5	0:44.472 17.2 27.2	0:44.299 16.7 27.5	0:44.175 16.6 27.5	35
10	14	Jere KALLIOKOSKI Albatec Racing Ltd	FIN Peugeot 208	3:05.066 4/1 R6	0:04.307 -		0:47.158 19.7 27.4	0:44.346 16.4 27.8	0:45.607 17.8 27.7	0:47.955 20.0 27.8	34
11	111	Derek TOHILL Derek Tohill	IRL Ford Fiesta	3:06.405 4/1 R7	0:05.646 -		0:48.815 20.1 28.6	0:45.620 17.2 27.8	0:47.515 19.8 27.7	0:44.455 16.9 27.5	33
12	54	Mats ÖHMAN Mats Öhman	SWE Ford Fiesta	3:06.923 4/1 R7	0:06.164 -		0:49.498 21.8 27.6	0:48.232 20.6 27.6	0:44.810 17.0 27.7	0:44.383 16.8 27.5	32
13	49	"M.D.K" M.D.K	BEL Ford Fiesta	3:07.090 4/1 R4	0:06.331 -		0:52.276 24.5 27.6	0:44.645 16.8 27.8	0:45.047 16.9 28.0	0:45.122 17.2 27.8	31
14	73	Henning SOLBERG Eklund Motorsport	NOR Volkswagen Beetle	3:07.129 4/1 R1	0:06.370 -		0:51.736 23.1 28.5	0:45.764 17.6 28.0	0:45.163 16.7 28.3	0:44.466 16.5 27.9	30
15	12	Riku TAHKO #Minisuomi	FIN BMW Mini	3:08.059 4/1 R6	0:07.300 -		0:50.178 21.4 28.7	0:44.429 16.7 27.6	0:45.187 17.1 28.0	0:48.265 20.1 28.1	29
16	102	Tamás KÁRAI Kárai Motorsport Sportegyesület	HUN Audi A1	3:08.495 4/1 R7	0:07.736 -		0:50.119 21.1 29.0	0:48.502 20.3 27.8	0:45.228 17.3 27.8	0:44.646 16.6 27.9	28
17	38	Mandie AUGUST ALL-INKL.COM Muennich Motorsport	DEU Audi S3	3:09.984 4/1 R5	0:09.225 -		0:49.877 21.0 28.8	0:45.722 17.2 28.4	0:48.775 20.2 28.4	0:45.610 18.1 28.4	27
18	61	Stein Egil JENSSEN Stein Egil Jenssen	NOR Ford Fiesta	3:11.454 4/1 R5	0:10.695 -		0:50.494 21.7 28.7	0:48.677 20.6 28.0	0:46.149 18.1 28.0	0:46.134 17.5 28.5	26
19	55	Paulius PLESKOVAS Baltijos Sportas Klaipėdos m. TSK	LTU Ford Fiesta	3:12.789 4/1 R4	0:12.030 -		0:54.811 25.1 29.6	0:46.155 17.4 28.7	0:46.265 17.2 29.0	0:45.558 16.9 28.5	25
20	47	Tamás-Pál KISS Speedbox Racing Team Kft.	HUN Peugeot 208	3:14.021 4/1 R3	0:13.262 -		0:53.476 24.4 28.9	0:46.578 17.3 29.1	0:47.222 17.6 29.6	0:46.745 17.4 29.2	24
21	39	Philip GEHRMAN Eklund Motorsport	SWE Volkswagen Beetle	3:14.775 4/2 R6	0:14.016 -		0:53.943 26.2 27.7	0:46.300 16.6 29.6	0:49.070 20.8 28.2	0:45.462 17.5 27.8	23
22	74	Jérôme GROSSET-JANIN Jérôme Grosset-Janin	FRA Citroën DS3	3:16.728 4/1 R2	0:15.969 -		0:47.279 19.5 27.7	0:46.025 16.5 29.5	0:46.209 17.0 29.1	0:57.215 20.5 36.6	22
23	63	Joachim HVAAL Joachim Hvaal	NOR Ford Fiesta	3:19.365 4/1 R1	0:18.606 -		0:51.416 20.2 31.1	0:51.753 21.4 30.2	0:48.020 17.8 30.1	0:48.176 18.4 29.6	21
24	2	Oliver O'DONOVAN Oliver O'Donovan	IRL Ford Fiesta	3:19.525 4/1 R1	0:18.766 -		0:49.758 20.4 29.2	0:45.304 16.9 28.3	0:48.672 20.2 28.4	0:55.791 16.5 39.2	20
25	37	Ari-Pekka NIEMI Ari-Pekka Niemi	FIN Ford Fiesta	3:36.697 4/1 R6	0:35.938 -		0:51.398 20.6 30.7	0:55.554 22.5 33.0	0:54.301 21.1 33.1	0:55.444 20.1 35.2	19

These results are provisional until the conclusion of any judicial and technical inquiries.

Höljesbanan (1210m)

Published at...	Clerk of the Course Christer JÖNSSON	Timekeeper Peter MAJOSHAZI	
-----------------	---	-------------------------------	--

Printed: 7/1/2017 2:54:48 PM

Page 1 of 2

Supercar Euro

SCE - 05

Result of Q 1

Pos.	No.	Driver Competitor/Entrant	Nat./Car	Total Tm Laps/Jok/Race	Gap Penalty	Lap0	Lap1 S1 S2	Lap2 S1 S2	Lap3 S1 S2	Lap4 S1 S2	Pts.
26	95	Andri ÕUN Reinsalu Sport	EST Ford Fiesta	3:45.739 4/1 R6	0:44.980 -		0:51.645 22.3 29.2	0:47.344 18.3 29.0	1:16.503 47.1 29.3	0:50.247 21.6 28.6	18
DNF	28	Jochen COOX Oud-Turnhout Rally Team	BEL Volkswagen Polo	- 2/0 R2	+2 LAP -		0:48.707 20.6 28.1	0:45.512 16.9 28.6			11
DNF	32	Tore KRISTOFFERSEN Tore Kristoffersen	NOR Citröen DS3	- 0/0 R5	+4 LAP -						11
DNF	80	Andreas STEFFEN Andreas Steffen	DEU Ford Fiesta	- 0/1 R5	+4 LAP -						11
DNF	30	Ole-Kristian TEMTE Ole Kristian Temte	NOR Citröen C4	- 0/0 R3	+4 LAP -						11
DNF	16	Tom-Daniel TÅNEVIK Tom Daniel Tånevik	NOR Volvo C30	- 0/0 R3	+4 LAP -						11
DNF	4	Robin LARSSON Robin Larsson	SWE Audi A1	- 0/0 R3	+4 LAP -						11

#39 - False start

These results are provisional until the conclusion of any judicial and technical inquiries.

Höljesbanan (1210m)

Published at...	Clerk of the Course Christer JÖNSSON		Timekeeper Peter MAJOSHAZI		
-----------------	---	--	-------------------------------	--	--

Printed: 7/1/2017 2:54:48 PM

Page 2 of 2

Supercar Euro

SCE - 06

Provisional Grid Sheet for Q 2 (Right Pole)

#47 - Non starter

P5	P4	P3	P2	POLE			
Race 1							
		4	16	30	R1	30	Ole-Kristian TEMTE NOR
						16	Tom-Daniel TÅNEVIK NOR
						4	Robin LARSSON SWE
Race 2							
		80	32	28	R2	28	Jochen COOX BEL
						32	Tore KRISTOFFERSEN NOR
						80	Andreas STEFFEN DEU
Race 3							
95	37	2	63	74	R3	74	Jérôme GROSSET-JANIN FRA
						63	Joachim HVAAL NOR
						2	Oliver O'DONOVAN IRL
						37	Ari-Pekka NIEMI FIN
						95	Andri ÖUN EST
Race 4							
39	55	61	38	102	R4	102	Tamás KÁRAI HUN
						38	Mandie AUGUST DEU
						61	Stein Egil JENSSEN NOR
						55	Paulius PLESKOVAS LTU
						39	Philip GEHRMAN SWE
Race 5							
12	73	49	54	111	R5	111	Derek TOHILL IRL
						54	Mats ÖHMAN SWE
						49	"M.D.K" BEL
						73	Henning SOLBERG NOR
						12	Riku TAHKO FIN
Race 6							
14	91	77	22	19	R6	19	Magda ANDERSSON SWE
						22	Andréa DUBOURG FRA
						77	René MUENNICH DEU
						91	Ola FRÖSHAUG NOR
						14	Jere KALLIOKOSKI FIN
Race 7							
24	53	92	8	90	R7	90	Thomas BRYNTESSON NOR
						8	Peter HEDSTRÖM SWE
						92	Anton MARKLUND SWE
						53	Alexander HVAAL NOR
						24	Tommy RUSTAD NOR

These results are provisional until the conclusion of any judicial and technical inquiries.

Höljesbanan (1210m)

Published at...	Clerk of the Course Christer JÖNSSON		Timekeeper Peter MAJOSHAZI		
-----------------	---	--	-------------------------------	--	--

Printed: 7/1/2017 3:41:42 PM

Page 1 of 1

Supercar Euro

SCE - 07

Result of Q 2

Pos.	No.	Driver Competitor/Entrant	Nat./Car	Total Tm Laps/Jok/Race	Gap Penalty	Lap0	Lap1 S1 S2	Lap2 S1 S2	Lap3 S1 S2	Lap4 S1 S2	Pts.
1	4	Robin LARSSON Robin Larsson	SWE Audi A1	3:00.103 4/1 R1	-		0:46.962 19.7 27.1	0:43.943 16.9 27.0	0:45.752 18.7 27.0	0:43.446 16.3 27.1	50
2	90	Thomas BRYNTESSON Team JC Race Teknik	NOR Ford Fiesta	3:00.198 4/1 R7	0:00.095 -		0:46.789 19.6 27.1	0:43.683 16.5 27.1	0:43.481 16.4 27.0	0:46.245 19.2 27.0	45
3	8	Peter HEDSTRÖM Peter Hedström	SWE Volkswagen Polo	3:00.791 4/1 R7	0:00.688 -		0:49.875 22.8 27.0	0:43.952 16.6 27.3	0:43.534 16.3 27.1	0:43.430 16.3 27.0	42
4	53	Alexander HVAAL Alexander Hvaal	NOR Volkswagen Polo	3:01.669 4/1 R7	0:01.566 -		0:50.732 23.8 26.9	0:43.670 16.6 27.0	0:43.742 16.5 27.1	0:43.525 16.3 27.1	40
5	14	Jere KALLIOKOSKI Albatec Racing Ltd	FIN Peugeot 208	3:02.799 4/1 R6	0:02.696 -		0:47.572 19.9 27.5	0:44.361 16.8 27.5	0:44.252 16.5 27.6	0:46.614 19.3 27.3	39
6	77	René MUENNICH ALL-INKL.COM Muennich Motorsport	DEU Citroën DS3	3:03.549 4/1 R6	0:03.446 -		0:51.879 24.5 27.2	0:44.291 16.6 27.3	0:43.840 16.4 27.4	0:43.539 17.2 27.0	38
7	74	Jérôme GROSSET-JANIN Jérôme Grosset-Janin	FRA Citroën DS3	3:04.258 4/1 R3	0:04.155 -		0:47.359 19.6 27.7	0:45.205 17.5 27.6	0:44.355 16.8 27.4	0:47.339 19.7 27.6	37
8	63	Joachim HVAAL Joachim Hvaal	NOR Ford Fiesta	3:06.313 4/1 R3	0:06.210 -		0:52.006 23.8 28.1	0:45.221 17.3 27.8	0:44.384 16.8 27.5	0:44.702 17.0 27.6	36
9	91	Ola FRÖSHAUG Team JC Race Teknik	NOR Ford Fiesta	3:06.498 4/1 R6	0:06.395 -		0:49.877 22.3 27.5	0:44.856 16.6 28.2	0:43.990 16.4 27.5	0:47.775 19.8 27.9	35
10	39	Philip GEHRMAN Eklund Motorsport	SWE Volkswagen Beetle	3:06.500 4/1 R4	0:06.397 -		0:48.776 20.5 28.2	0:44.958 16.7 28.1	0:44.948 17.1 27.8	0:47.818 19.8 27.9	34
11	111	Derek TOHILL Derek Tohill	IRL Ford Fiesta	3:07.636 4/1 R5	0:07.533 -		0:48.516 20.4 28.0	0:48.210 20.0 28.1	0:45.519 17.5 27.9	0:45.391 17.2 28.1	33
12	2	Oliver O'DONOVAN Oliver O'Donovan	IRL Ford Fiesta	3:07.890 4/1 R3	0:07.787 -		0:48.584 20.8 27.6	0:45.712 17.8 27.8	0:48.017 20.1 27.8	0:45.577 17.1 28.4	32
13	73	Henning SOLBERG Eklund Motorsport	NOR Volkswagen Beetle	3:08.004 4/1 R5	0:07.901 -		0:51.901 24.0 27.8	0:45.399 17.2 28.1	0:45.381 17.4 27.9	0:45.323 17.3 27.9	31
14	49	"M.D.K" M.D.K	BEL Ford Fiesta	3:08.777 4/1 R5	0:08.674 -		0:48.994 20.8 28.1	0:45.754 17.5 28.1	0:45.212 17.4 27.7	0:48.817 20.3 28.4	30
15	54	Mats ÖHMAN Mats Ohman	SWE Ford Fiesta	3:09.371 4/1 R5	0:09.268 -		0:52.569 24.6 27.9	0:45.135 17.2 27.8	0:47.682 20.2 27.4	0:43.985 16.6 27.3	29
16	61	Stein Egil JENSSEN Stein Egil Jenssen	NOR Ford Fiesta	3:10.710 4/1 R4	0:10.607 -		0:52.857 24.4 28.3	0:46.670 17.4 29.2	0:45.554 17.2 28.2	0:45.629 17.3 28.2	28
17	24	Tommy RUSTAD Albatec - HTB Racing	NOR Peugeot 208	3:10.757 4/1 R7	0:10.654 -		0:47.999 20.8 27.1	0:43.918 16.6 27.2	0:43.455 16.2 27.2	0:55.385 28.3 27.0	27
18	80	Andreas STEFFEN Andreas Steffen	DEU Ford Fiesta	3:11.179 4/1 R2	0:11.076 -		0:53.254 24.9 28.2	0:46.496 17.4 29.0	0:45.796 17.4 28.3	0:45.633 17.0 28.6	26
19	32	Tore KRISTOFFERSEN Tore Kristoffersen	NOR Citroën DS3	3:12.122 4/1 R2	0:12.019 -		0:49.699 21.0 28.6	0:46.402 17.0 29.3	0:45.781 17.2 28.5	0:50.240 21.3 28.9	25
20	38	Mandie AUGUST ALL-INKL.COM Muennich Motorsport	DEU Audi S3	3:12.581 4/1 R4	0:12.478 -		0:49.452 21.1 28.3	0:50.638 21.0 29.5	0:46.281 17.3 28.8	0:46.210 16.8 29.3	24
21	55	Paulius PLESKOVAS Baltijos Sportas Klaipėdos m. TSK	LTU Ford Fiesta	3:13.107 4/1 R4	0:13.004 -		0:54.129 25.0 29.0	0:46.332 17.4 28.9	0:46.474 17.6 28.8	0:46.172 17.3 28.8	23
22	30	Ole-Kristian TEMTE Ole Kristian Temte	NOR Citroën C4	3:14.587 4/1 R1	0:14.484 -		0:53.484 23.7 29.7	0:46.314 17.3 28.9	0:47.613 17.7 30.3	0:47.176 17.5 29.6	22
23	28	Jochen COOX Oud-Turnhout Rally Team	BEL Volkswagen Polo	3:14.661 4/2 R2	0:14.558 -		0:48.915 20.3 28.5	0:45.402 16.6 28.7	0:50.565 20.9 29.5	0:49.779 20.8 28.9	21
24	92	Anton MARKLUND Marklund Motorsport	SWE Volkswagen Polo	3:15.228 4/1 R7	0:15.125 -		0:47.212 20.1 27.0	0:46.183 16.4 29.7	0:51.498 20.5 30.9	0:50.335 19.4 30.8	20
25	95	Andri ÖUN Reinsalu Sport	EST Ford Fiesta	3:15.911 4/1 R3	0:15.808 -		0:54.675 25.3 29.2	0:47.188 18.8 28.3	0:46.938 18.1 28.8	0:47.110 18.0 29.0	19

These results are provisional until the conclusion of any judicial and technical inquiries.

Höljesbanan (1210m)

Published at...	Clerk of the Course Christer JÖNSSON	Timekeeper Peter MAJOSHAZI	
-----------------	---	-------------------------------	--

Printed: 7/1/2017 5:44:29 PM

Page 1 of 2

Supercar Euro

SCE - 07

Result of Q 2

Pos.	No.	Driver Competitor/Entrant	Nat./Car	Total Tm Laps/Jok/Race	Gap Penalty	Lap0	Lap1 S1 S2	Lap2 S1 S2	Lap3 S1 S2	Lap4 S1 S2	Pts.
26	12	Riku TAHKO #Minisuomi	FIN BMW Mini	3:16.247 4/1 R5	0:16.144 -		0:53.094 25.1 27.9	0:45.729 17.5 28.1	0:47.451 16.9 30.5	0:49.973 18.8 31.1	18
27	102	Tamás KÁRAI Kárai Motorsport Sportegyesület	HUN Audi A1	3:42.776 4/1 R4	0:42.673 -		0:48.023 20.1 27.8	0:55.960 17.0 38.9	0:59.579 23.6 35.9	0:59.214 20.7 38.5	17
DNF	37	Ari-Pekka NIEMI Ari-Pekka Niemi	FIN Ford Fiesta	- 3/1 R3	+1 LAP -		0:53.760 22.7 31.0	0:47.318 18.6 28.6	0:48.923 20.6 28.2		11
DNF	22	Andréa DUBOURG DA Racing	FRA Citroën DS3	- 3/1 R6	+1 LAP -		1:09.788 24.0 45.6	1:18.229 27.4 50.8	1:07.519 24.4 43.0		11
DNF	19	Magda ANDERSSON Marklund Motorsport	SWE Volkswagen Polo	- 1/0 R6	+3 LAP -		1:51.192 25.1 1:26				11
DNF	16	Tom-Daniel TÅNEVIK Tom Daniel Tånevik	NOR Volvo C30	- 0/0 R1	+4 LAP -						11
DNS	47	Tamás-Pál KISS Speedbox Racing Team Kft.	HUN Peugeot 208	- 0/0 R	- -						0

#28 - False start

These results are provisional until the conclusion of any judicial and technical inquires.

Höljesbanan (1210m)

Published at...	Clerk of the Course Christer JÖNSSON		Timekeeper Peter MAJOSHAZI		
-----------------	---	--	-------------------------------	--	--

Printed: 7/1/2017 5:44:29 PM

Page 2 of 2

Supercar Euro

SCE - 08

Result after Q 2

Pos.	No.	Driver Competitor/Entrant	Nat. Car Ch.	Q1	Q2	Q3	Q4	Q Sum	Int. Pt.	SF1	SF2	Final	Ch. Pt.	Ch Sum
1	90	Thomas BRYNTESSON Team JC Race Teknik	NOR Ford Fiesta	50 (1.) 3:00.759	45 (2.) 3:00.198			95						
2	8	Peter HEDSTRÖM Peter Hedström	SWE Volkswagen Polo	45 (2.) 3:01.049	42 (3.) 3:00.791			87						
3	53	Alexander HVAAL Alexander Hvaal	NOR Volkswagen Polo	40 (4.) 3:02.452	40 (4.) 3:01.669			80						
4	77	René MUENNICH ALL-INKL.COM Muennich Motorsport	DEU Citroën DS3	36 (8.) 3:04.137	38 (6.) 3:03.549			74						
5	14	Jere KALLIOKOSKI Albatec Racing Ltd	FIN Peugeot 208	34 (10.) 3:05.066	39 (5.) 3:02.799			73						
6	91	Ola FRÖSHAUG Team JC Race Teknik	NOR Ford Fiesta	35 (9.) 3:04.267	35 (9.) 3:06.498			70						
7	111	Derek TOHILL Derek Tohill	IRL Ford Fiesta	33 (11.) 3:06.405	33 (11.) 3:07.636			66						
8	24	Tommy RUSTAD Albatec - HTB Racing	NOR Peugeot 208	39 (5.) 3:02.846	27 (17.) 3:10.757			66						
9	92	Anton MARKLUND Marklund Motorsport	SWE Volkswagen Polo	42 (3.) 3:01.233	20 (24.) 3:15.228			62						
10	4	Robin LARSSON Robin Larsson	SWE Audi A1	11 (32.) DNF	50 (1.) 3:00.103			61						
11	73	Henning SOLBERG Eklund Motorsport	NOR Volkswagen Beetle	30 (14.) 3:07.129	31 (13.) 3:08.004			61						
12	49	"M.D.K" M.D.K	BEL Ford Fiesta	31 (13.) 3:07.090	30 (14.) 3:08.777			61						
13	54	Mats ÖHMAN Mats Öhman	SWE Ford Fiesta	32 (12.) 3:06.923	29 (15.) 3:09.371			61						
14	74	Jérôme GROSSET-JANIN Jérôme Grosset-Janin	FRA Citroën DS3	22 (22.) 3:16.728	37 (7.) 3:04.258			59						
15	63	Joachim HVAAL Joachim Hvaal	NOR Ford Fiesta	21 (23.) 3:19.365	36 (8.) 3:06.313			57						
16	39	Philip GEHRMAN Eklund Motorsport	SWE Volkswagen Beetle	23 (21.) 3:14.775	34 (10.) 3:06.500			57						
17	61	Stein Egil JENSSEN Stein Egil Jenssen	NOR Ford Fiesta	26 (18.) 3:11.454	28 (16.) 3:10.710			54						
18	2	Oliver O'DONOVAN Oliver O'Donovan	IRL Ford Fiesta	20 (24.) 3:19.525	32 (12.) 3:07.890			52						
19	38	Mandie AUGUST ALL-INKL.COM Muennich Motorsport	DEU Audi S3	27 (17.) 3:09.984	24 (20.) 3:12.581			51						
20	19	Magda ANDERSSON Marklund Motorsport	SWE Volkswagen Polo	38 (6.) 3:03.486	11 (30.) DNF			49						
21	55	Paulius PLESKOVAS Baltijos Sportas Klaipedos m. TSK	LTU Ford Fiesta	25 (19.) 3:12.789	23 (21.) 3:13.107			48						
22	22	Andréa DUBOURG DA Racing	FRA Citroën DS3	37 (7.) 3:03.848	11 (29.) DNF			48						
23	12	Riku TAHKO #Minisuomi	FIN BMW Mini	29 (15.) 3:08.059	18 (26.) 3:16.247			47						
24	102	Tamás KÁRAI Kárai Motorsport Sportegyesület	HUN Audi A1	28 (16.) 3:08.495	17 (27.) 3:42.776			45						
25	80	Andreas STEFFEN Andreas Steffen	DEU Ford Fiesta	11 (29.) DNF	26 (18.) 3:11.179			37						
26	95	Andri ÖUN Reinsalu Sport	EST Ford Fiesta	18 (26.) 3:45.739	19 (25.) 3:15.911			37						

These results are provisional until the conclusion of any judicial and technical inquiries.

Höljesbanan (1210m)

Published at...	Clerk of the Course Christer JÖNSSON		Timekeeper Peter MAJOSHAZI		
-----------------	---	--	-------------------------------	--	--

Printed: 7/1/2017 5:50:12 PM

Page 1 of 2

Supercar Euro

SCE - 08

Result after Q 2

Pos.	No.	Driver Competitor/Entrant	Nat. Car Ch.	Q1	Q2	Q3	Q4	Q Sum	Int. Pt.	SF1	SF2	Final	Ch. Pt.	Ch Sum
27	32	Tore KRISTOFFERSEN Tore Kristoffersen	NOR Citroën DS3	11 (28.) DNF	25 (19.) 3:12.122			36						
28	30	Ole-Kristian TEMTE Ole Kristian Temte	NOR Citroën C4	11 (30.) DNF	22 (22.) 3:14.587			33						
29	28	Jochen COOX Oud-Turnhout Rally Team	BEL Volkswagen Polo	11 (27.) DNF	21 (23.) 3:14.661			32						
30	37	Ari-Pekka NIEMI Ari-Pekka Niemi	FIN Ford Fiesta	19 (25.) 3:36.697	11 (28.) DNF			30						
31	47	Tamás-Pál KISS Speedbox Racing Team Kft.	HUN Peugeot 208	24 (20.) 3:14.021	0 (32.) DNS			24						
32	16	Tom-Daniel TÄNEVIK Tom Daniel Tänevik	NOR Volvo C30	11 (31.) DNF	11 (31.) DNF			22						

32 drivers

These results are provisional until the conclusion of any judicial and technical inquiries.

Höljesbanan (1210m)

Published at...	Clerk of the Course Christer JÖNSSON		Timekeeper Peter MAJOSHAZI		
-----------------	---	--	-------------------------------	--	--

Printed: 7/1/2017 5:50:12 PM

Page 2 of 2

Supercar Euro

SCE - 10

Warm-up

Ranking

Pos.	No.	Driver	Competitor/Entrant	Nat.	Car	Best lap	Diff	Laps
1	92	Anton MARKLUND	Marklund Motorsport	SWE	Volkswagen Polo	0:43.156		1
2	90	Thomas BRYNTESSON	Team JC Race Teknik	NOR	Ford Fiesta	0:43.287	0:00.131	1
3	4	Robin LARSSON	Robin Larsson	SWE	Audi A1	0:43.313	0:00.157	1
4	24	Tommy RUSTAD	Albatec - HTB Racing	NOR	Peugeot 208	0:43.402	0:00.246	1
5	54	Mats ÖHMAN	Mats Öhman	SWE	Ford Fiesta	0:43.610	0:00.454	1
6	53	Alexander HVAAL	Alexander Hvaal	NOR	Volkswagen Polo	0:43.713	0:00.557	1
7	74	Jérôme GROSSET-JANIN	Jérôme Grosset-Janin	FRA	Citröen DS3	0:43.722	0:00.566	1
8	77	René MUENNICH	ALL-INKL.COM Muennich Motorsport	DEU	Citroën DS3	0:43.725	0:00.569	1
9	8	Peter HEDSTRÖM	Peter Hedström	SWE	Volkswagen Polo	0:43.797	0:00.641	1
10	19	Magda ANDERSSON	Marklund Motorsport	SWE	Volkswagen Polo	0:43.933	0:00.777	1
11	91	Ola FRÖSHAUG	Team JC Race Teknik	NOR	Ford Fiesta	0:43.998	0:00.842	1
12	73	Henning SOLBERG	Eklund Motorsport	NOR	Volkswagen Beetle	0:44.119	0:00.963	1
13	102	Tamás KÁRAI	Kárai Motorsport Sportegyesület	HUN	Audi A1	0:44.186	0:01.030	1
14	12	Riku TAHKO	#Minisuomi	FIN	BMW Mini	0:44.231	0:01.075	1
15	111	Derek TOHILL	Derek Tohill	IRL	Ford Fiesta	0:44.397	0:01.241	1
16	39	Philip GEHRMAN	Eklund Motorsport	SWE	Volkswagen Beetle	0:44.560	0:01.404	1
17	14	Jere KALLIOKOSKI	Albatec Racing Ltd	FIN	Peugeot 208	0:44.809	0:01.653	1
18	63	Joachim HVAAL	Joachim Hvaal	NOR	Ford Fiesta	0:44.813	0:01.657	1
19	22	Andréa DUBOURG	DA Racing	FRA	Citröen DS3	0:45.072	0:01.916	1
20	38	Mandie AUGUST	ALL-INKL.COM Muennich Motorsport	DEU	Audi S3	0:45.619	0:02.463	1
21	55	Paulius PLESKOVAS	Baltijos Sportas Klaipedos m. TSK	LTU	Ford Fiesta	0:45.711	0:02.555	1
22	95	Andri ÖUN	Reinsalu Sport	EST	Ford Fiesta	0:45.759	0:02.603	1
23	30	Ole-Kristian TEMTE	Ole Kristian Temte	NOR	Citröen C4	0:46.125	0:02.969	1
24	61	Stein Egil JENSSEN	Stein Egil Jenssen	NOR	Ford Fiesta	0:46.296	0:03.140	1
25	37	Ari-Pekka NIEMI	Ari-Pekka Niemi	FIN	Ford Fiesta	0:46.408	0:03.252	1
26	80	Andreas STEFFEN	Andreas Steffen	DEU	Ford Fiesta	0:46.593	0:03.437	1
27	2	Oliver O'DONOVAN	Oliver O'Donovan	IRL	Ford Fiesta	0:47.121	0:03.965	1

These results are provisional until the conclusion of any judicial and technical inquiries.

Höljesbanan (1210m)

Published at...	Clerk of the Course Christer JÖNSSON		Timekeeper Peter MAJOSHAZI		
-----------------	---	--	-------------------------------	--	--

Supercar Euro

SCE - 10

Warm-up

Ranking

Pos.	No.	Driver	Competitor/Entrant	Nat.	Car	Best lap	Diff	Laps
28	16	Tom-Daniel TÅNEVIK	Tom Daniel Tånevik	NOR	Volvo C30	0:48.165	0:05.009	1
29	49	"M.D.K"	M.D.K	BEL	Ford Fiesta	0:48.764	0:05.608	1
30	28	Jochen COOX	Oud-Turnhout Rally Team	BEL	Volkswagen Polo	0:48.819	0:05.663	1
31	32	Tore KRISTOFFERSEN	Tore Kristoffersen	NOR	Citröen DS3	0:48.953	0:05.797	1
DNS	47	Tamás-Pál KISS	Speedbox Racing Team Kft.	HUN	Peugeot 208	-	-	0

Total:32 Drivers included DNS: 1 ,DNF: 0 , EXC: 0

These results are provisional until the conclusion of any judicial and technical inquiries.

Höljesbanan (1210m)

Published at...	Clerk of the Course Christer JÖNSSON	Timekeeper Peter MAJOSHAZI	
-----------------	---	-------------------------------	--

Printed: 7/2/2017 9:06:23 AM

Page 2 of 5

Supercar Euro

SCE - 10

Warm-up

Lap Times

1.	92 Anton MARKLUND	SWE	Volkswagen Polo	
Lap	Laptime	Sector 1	Sector 2	Time of day
1.	00:43.156	16.3	26.8	08:50:03.931
2.	90 Thomas BRYNTESSON	NOR	Ford Fiesta	
Lap	Laptime	Sector 1	Sector 2	Time of day
1.	00:43.287	16.1	27.1	08:47:37.238
3.	4 Robin LARSSON	SWE	Audi A1	
Lap	Laptime	Sector 1	Sector 2	Time of day
1.	00:43.313	16.3	26.9	08:47:30.393
4.	24 Tommy RUSTAD	NOR	Peugeot 208	
Lap	Laptime	Sector 1	Sector 2	Time of day
1.	00:43.402	16.2	27.1	08:47:26.361
5.	54 Mats ÖHMAN	SWE	Ford Fiesta	
Lap	Laptime	Sector 1	Sector 2	Time of day
1.	00:43.610	16.2	27.3	08:53:56.078
6.	53 Alexander HVAAL	NOR	Volkswagen Polo	
Lap	Laptime	Sector 1	Sector 2	Time of day
1.	00:43.713	16.5	27.1	08:53:36.249
7.	74 Jérôme GROSSET-JANIN	FRA	Citröen DS3	
Lap	Laptime	Sector 1	Sector 2	Time of day
1.	00:43.722	16.0	27.6	08:50:15.453
8.	77 René MUENNICH	DEU	Citroën DS3	
Lap	Laptime	Sector 1	Sector 2	Time of day
1.	00:43.725	16.2	27.4	08:50:20.980
9.	8 Peter HEDSTRÖM	SWE	Volkswagen Polo	
Lap	Laptime	Sector 1	Sector 2	Time of day
1.	00:43.797	16.3	27.4	08:53:24.711
10.	19 Magda ANDERSSON	SWE	Volkswagen Polo	
Lap	Laptime	Sector 1	Sector 2	Time of day
1.	00:43.933	16.2	27.6	08:53:31.121
11.	91 Ola FRÖSHAUG	NOR	Ford Fiesta	
Lap	Laptime	Sector 1	Sector 2	Time of day
1.	00:43.998	16.2	27.7	08:50:28.300
12.	73 Henning SOLBERG	NOR	Volkswagen Beetle	
Lap	Laptime	Sector 1	Sector 2	Time of day
1.	00:44.119	16.4	27.6	08:50:33.613
13.	102 Tamás KÁRAI	HUN	Audi A1	
Lap	Laptime	Sector 1	Sector 2	Time of day
1.	00:44.186	16.4	27.7	08:56:23.024

These results are provisional until the conclusion of any judicial and technical inquiries.

Höljesbanan (1210m)

Published at...	Clerk of the Course Christer JÖNSSON		Timekeeper Peter MAJOSHAZI		
-----------------	---	--	-------------------------------	--	--

Printed: 7/2/2017 9:06:23 AM

Page 3 of 5

Supercar Euro

SCE - 10

Warm-up

14.	12 Riku TAHKO	FIN	BMW Mini		
Lap	Laptime	Sector 1	Sector 2	Time of day	
1.	00:44.231	16.5	27.6	08:50:40.520	
15.	111 Derek TOHILL	IRL	Ford Fiesta		
Lap	Laptime	Sector 1	Sector 2	Time of day	
1.	00:44.397	16.9	27.4	08:50:46.871	
16.	39 Philip GEHRMAN	SWE	Volkswagen Beetle		
Lap	Laptime	Sector 1	Sector 2	Time of day	
1.	00:44.560	16.8	27.7	08:58:58.468	
17.	14 Jere KALLIOKOSKI	FIN	Peugeot 208		
Lap	Laptime	Sector 1	Sector 2	Time of day	
1.	00:44.809	16.8	27.9	08:47:18.134	
18.	63 Joachim HVAAL	NOR	Ford Fiesta		
Lap	Laptime	Sector 1	Sector 2	Time of day	
1.	00:44.813	17.1	27.6	08:47:12.348	
19.	22 Andréa DUBOURG	FRA	Citröen DS3		
Lap	Laptime	Sector 1	Sector 2	Time of day	
1.	00:45.072	17.3	27.7	08:53:53.790	
20.	38 Mandie AUGUST	DEU	Audi S3		
Lap	Laptime	Sector 1	Sector 2	Time of day	
1.	00:45.619	17.1	28.4	08:53:46.590	
21.	55 Paulius PLESKOVAS	LTU	Ford Fiesta		
Lap	Laptime	Sector 1	Sector 2	Time of day	
1.	00:45.711	16.9	28.7	08:56:21.332	
22.	95 Andri ÖUN	EST	Ford Fiesta		
Lap	Laptime	Sector 1	Sector 2	Time of day	
1.	00:45.759	17.3	28.4	08:56:14.533	
23.	30 Ole-Kristian TEMTE	NOR	Citröen C4		
Lap	Laptime	Sector 1	Sector 2	Time of day	
1.	00:46.125	17.3	28.7	08:59:21.111	
24.	61 Stein Egil JENSSEN	NOR	Ford Fiesta		
Lap	Laptime	Sector 1	Sector 2	Time of day	
1.	00:46.296	17.2	29.0	08:59:07.418	
25.	37 Ari-Pekka NIEMI	FIN	Ford Fiesta		
Lap	Laptime	Sector 1	Sector 2	Time of day	
1.	00:46.408	17.6	28.7	08:59:13.639	
26.	80 Andreas STEFFEN	DEU	Ford Fiesta		
Lap	Laptime	Sector 1	Sector 2	Time of day	
1.	00:46.593	17.6	28.9	08:59:19.222	
27.	2 Oliver O'DONOVAN	IRL	Ford Fiesta		

These results are provisional until the conclusion of any judicial and technical inquiries.

Höljesbanan (1210m)

Published at...	Clerk of the Course Christer JÖNSSON		Timekeeper Peter MAJOSHAZI		
-----------------	---	--	-------------------------------	--	--

Printed: 7/2/2017 9:06:23 AM

Page 4 of 5

Supercar Euro

SCE - 10

Warm-up

Lap	Laptime	Sector 1	Sector 2	Time of day
1.	00:47.121	17.0	30.0	08:47:06.046
28.	16 Tom-Daniel TÅNEVIK	NOR	Volvo C30	
Lap	Laptime	Sector 1	Sector 2	Time of day
1.	00:48.165	20.0	28.1	08:56:31.804
29.	49 "M.D.K"	BEL	Ford Fiesta	
Lap	Laptime	Sector 1	Sector 2	Time of day
1.	00:48.764	20.8	27.8	08:53:51.069
30.	28 Jochen COOX	BEL	Volkswagen Polo	
Lap	Laptime	Sector 1	Sector 2	Time of day
1.	00:48.819	20.4	28.3	08:56:41.341
31.	32 Tore KRISTOFFERSEN	NOR	Citröen DS3	
Lap	Laptime	Sector 1	Sector 2	Time of day
1.	00:48.953	20.2	28.7	08:56:35.981
DNS	47 Tamás-Pál KISS	HUN	Peugeot 208	

These results are provisional until the conclusion of any judicial and technical inquiries.

Höljesbanan (1210m)

Published at...	Clerk of the Course Christer JÖNSSON	Timekeeper Peter MAJOSHAZI	
-----------------	---	-------------------------------	--

Printed: 7/2/2017 9:06:23 AM

Page 5 of 5

Supercar Euro

SCE - 09

Provisional Grid Sheet for Q 3 (Right Pole)

#47 - Non starter

P5	P4	P3	P2	POLE			
Race 1							
		16	19	22	R1	22	Andréa DUBOURG FRA
						19	Magda ANDERSSON SWE
						16	Tom-Daniel TÅNEVIK NOR
Race 2							
		37	102	12	R2	12	Riku TAHKO FIN
						102	Tamás KÁRAI HUN
						37	Ari-Pekka NIEMI FIN
Race 3							
95	92	28	30	55	R3	55	Paulius PLESKOVAS LTU
						30	Ole-Kristian TEMTE NOR
						28	Jochen COOX BEL
						92	Anton MARKLUND SWE
						95	Andri ÖUN EST
Race 4							
38	32	80	24	61	R4	61	Stein Egil JENSSEN NOR
						24	Tommy RUSTAD NOR
						80	Andreas STEFFEN DEU
						32	Tore KRISTOFFERSEN NOR
						38	Mandie AUGUST DEU
Race 5							
54	49	73	2	111	R5	111	Derek TOHILL IRL
						2	Oliver O'DONOVAN IRL
						73	Henning SOLBERG NOR
						49	"M.D.K" BEL
						54	Mats ÖHMAN SWE
Race 6							
39	91	63	74	77	R6	77	René MUENNICH DEU
						74	Jérôme GROSSET-JANIN FRA
						63	Joachim HVAAL NOR
						91	Ola FRÖSHAUG NOR
						39	Philip GEHRMAN SWE
Race 7							
14	53	8	90	4	R7	4	Robin LARSSON SWE
						90	Thomas BRYNTESSON NOR
						8	Peter HEDSTRÖM SWE
						53	Alexander HVAAL NOR
						14	Jere KALLIOKOSKI FIN

These results are provisional until the conclusion of any judicial and technical inquiries.

Höljesbanan (1210m)

Published at...	Clerk of the Course Christer JÖNSSON		Timekeeper Peter MAJOSHAZI		
-----------------	---	--	-------------------------------	--	--

Printed: 7/2/2017 8:41:35 AM

Page 1 of 1

Supercar Euro

SCE - 13

Result of Q 3

MODIFIED

Pos.	No.	Driver Competitor/Entrant	Nat./Car	Total Tm Laps/Jok/Race	Gap Penalty	Lap0	Lap1 S1 S2	Lap2 S1 S2	Lap3 S1 S2	Lap4 S1 S2	Pts.
1	4	Robin LARSSON Robin Larsson	SWE Audi A1	2:59.259 4/1 R7	-		0:49.951 22.9 27.0	0:43.071 16.2 26.8	0:42.966 16.1 26.8	0:43.271 16.3 26.8	50
2	90	Thomas BRYNTESSON Team JC Race Teknik	NOR Ford Fiesta	2:59.513 4/1 R7	0:00.254 -		0:47.645 20.4 27.1	0:43.331 16.4 26.8	0:42.842 16.1 26.6	0:45.695 18.9 26.7	45
3	24	Tommy RUSTAD Albatec - HTB Racing	NOR Peugeot 208	2:59.587 4/1 R4	0:00.328 -		0:47.058 19.5 27.4	0:43.353 16.3 27.0	0:42.982 15.9 27.0	0:46.194 19.1 27.0	42
4	19	Magda ANDERSSON Marklund Motorsport	SWE Volkswagen Polo	2:59.767 4/1 R1	0:00.508 -		0:46.391 19.2 27.1	0:43.335 16.0 27.3	0:43.705 16.3 27.3	0:46.336 19.1 27.1	40
5	22	Andréa DUBOURG DA Racing	FRA Citroën DS3	3:01.151 4/1 R1	0:01.892 -		0:47.320 19.8 27.4	0:43.489 16.1 27.3	0:46.399 18.9 27.4	0:43.943 16.3 27.6	39
6	92	Anton MARKLUND Marklund Motorsport	SWE Volkswagen Polo	3:03.724 4/1 R3	0:04.465 -		0:45.975 19.3 26.6	0:43.520 15.9 27.6	0:45.792 17.3 28.4	0:48.437 20.0 28.3	38
7	8	Peter HEDSTRÖM Peter Hedström	SWE Volkswagen Polo	3:04.025 4/1 R7	0:04.766 -		0:51.133 23.4 27.6	0:44.431 16.9 27.4	0:44.315 16.9 27.4	0:44.146 16.6 27.5	37
8	49	"M.D.K" M.D.K	BEL Ford Fiesta	3:04.369 4/1 R5	0:05.110 -		0:51.273 24.0 27.2	0:44.191 16.7 27.4	0:44.165 16.9 27.2	0:44.740 16.7 27.9	36
9	54	Mats ÖHMAN Mats Öhman	SWE Ford Fiesta	3:04.421 4/1 R5	0:05.162 -		0:48.942 21.6 27.2	0:43.683 16.3 27.3	0:47.492 20.1 27.3	0:44.304 16.8 27.4	35
10	53	Alexander HVAAL Alexander Hvaal	NOR Volkswagen Polo	3:04.452 4/1 R7	0:05.193 -		0:51.351 24.1 27.2	0:44.610 17.1 27.4	0:44.256 17.0 27.2	0:44.235 16.8 27.4	34
11	12	Riku TAHKO #Minisuomi	FIN BMW Mini	3:04.618 4/1 R2	0:05.359 -		0:51.065 23.6 27.3	0:44.140 16.8 27.3	0:45.325 17.4 27.8	0:44.088 16.5 27.5	33
12	73	Henning SOLBERG Eklund Motorsport	NOR Volkswagen Beetle	3:05.071 4/1 R5	0:05.812 -		0:52.137 24.5 27.5	0:43.922 16.4 27.4	0:44.495 17.0 27.4	0:44.517 17.0 27.4	32
13	74	Jérôme GROSSET-JANIN Jérôme Grosset-Janin	FRA Citroën DS3	3:05.267 4/1 R6	0:06.008 -		0:49.132 21.6 27.4	0:44.437 16.7 27.6	0:44.331 16.7 27.5	0:47.367 20.0 27.3	31
14	14	Jere KALLIOKOSKI Albatec Racing Ltd	FIN Peugeot 208	3:05.936 4/1 R7	0:06.677 -		0:48.357 21.2 27.1	0:44.289 16.7 27.4	0:45.197 17.0 28.1	0:48.093 20.2 27.8	30
15	63	Joachim HVAAL Joachim Hvaal	NOR Ford Fiesta	3:06.128 4/1 R6	0:06.869 -		0:51.598 24.0 27.5	0:45.223 17.5 27.6	0:44.534 17.1 27.3	0:44.773 17.1 27.6	29
16	61	Stein Egil JENSSEN Stein Egil Jenssen	NOR Ford Fiesta	3:06.388 4/1 R4	0:07.129 -		0:51.588 23.5 27.9	0:44.675 17.0 27.6	0:45.043 17.2 27.8	0:45.082 17.1 27.9	28
17	2	Oliver O'DONOVAN Oliver O'Donovan	IRL Ford Fiesta	3:06.753 4/1 R5	0:07.494 -		0:47.611 20.0 27.5	0:44.107 16.6 27.4	0:47.123 19.8 27.2	0:47.912 16.8 31.0	27
18	80	Andreas STEFFEN Andreas Steffen	DEU Ford Fiesta	3:06.933 4/1 R4	0:07.674 -		0:49.290 20.8 28.4	0:45.062 16.7 28.3	0:44.935 16.9 27.9	0:47.646 19.7 27.9	26
19	32	Tore KRISTOFFERSEN Tore Kristoffersen	NOR Citroën DS3	3:08.975 4/1 R4	0:09.716 -		0:52.795 24.5 28.2	0:45.008 16.7 28.2	0:45.225 16.9 28.3	0:45.947 17.2 28.7	25
20	38	Mandie AUGUST ALL-INKL.COM Muennich Motorsport	DEU Audi S3	3:09.926 4/1 R4	0:10.667 -		0:50.106 21.2 28.9	0:45.414 17.1 28.3	0:45.206 16.9 28.2	0:49.200 20.6 28.5	24
21	55	Paulius PLESKOVAS Baltijos Sportas Klaipėdos m. TSK	LTU Ford Fiesta	3:10.103 4/1 R3	0:10.844 -		0:53.376 24.6 28.7	0:46.219 17.8 28.3	0:44.941 16.6 28.3	0:45.567 16.6 28.8	23
22	39	Philip GEHRMAN Eklund Motorsport	SWE Volkswagen Beetle	3:10.499 4/1 R6	0:11.240 -		0:50.554 22.5 28.0	0:46.842 19.0 27.8	0:48.163 20.3 27.8	0:44.940 17.0 27.8	22
23	37	Ari-Pekka NIEMI Ari-Pekka Niemi	FIN Ford Fiesta	3:11.472 4/1 R2	0:12.213 -		0:48.887 21.1 27.6	0:46.226 17.5 28.7	0:49.465 20.9 28.5	0:46.894 18.3 28.5	21
24	16	Tom-Daniel TÅNEVIK Tom Daniel Tånevik	NOR Volvo C30	3:11.602 4/1 R1	0:12.343 -		0:51.403 23.9 27.4	0:45.500 16.9 28.5	0:47.495 17.7 29.7	0:47.204 17.6 29.5	20
25	28	Jochen COOX Oud-Turnhout Rally Team	BEL Volkswagen Polo	3:13.150 4/1 R3	0:13.891 -		0:50.736 21.1 29.6	0:47.584 18.9 28.6	0:44.837 16.7 28.0	0:49.993 20.0 29.9	19

These results are provisional until the conclusion of any judicial and technical inquiries.

Höljesbanan (1210m)

Published at...	Clerk of the Course Christer JÖNSSON	Timekeeper Peter MAJOSHAZI	
-----------------	---	-------------------------------	--

Printed: 7/2/2017 12:03:56 PM

Page 1 of 2

Supercar Euro

SCE - 13

Result of Q 3

MODIFIED

Pos.	No.	Driver Competitor/Entrant	Nat./Car	Total Tm Laps/Jok/Race	Gap Penalty	Lap0	Lap1 S1 S2	Lap2 S1 S2	Lap3 S1 S2	Lap4 S1 S2	Pts.
26	77	René MUENNICH ALL-INKL.COM Muennich Motorsport	DEU Citroën DS3	3:13.905 4/1 R6	0:14.646 -		1:01.868 34.7 27.1	0:43.915 16.7 27.1	0:43.887 16.6 27.2	0:44.235 16.8 27.3	18
27	95	Andri ÖUN Reinsalu Sport	EST Ford Fiesta	3:13.934 4/1 R3	0:14.675 -		0:50.382 21.7 28.5	0:49.586 21.7 27.8	0:45.679 17.5 28.1	0:48.287 17.0 31.2	17
28	111	Derek TOHILL Derek Tohill	IRL Ford Fiesta	3:15.338 4/1 R5	0:16.079 0:05.000		0:46.780 19.4 27.2	0:44.466 16.9 27.5	0:44.155 16.6 27.4	0:54.937 19.9 34.9	16
29	30	Ole-Kristian TEMTE Ole Kristian Temte	NOR Citroën C4	3:16.058 4/1 R3	0:16.799 -		0:48.538 20.5 27.9	0:46.462 18.0 28.3	0:45.616 17.4 28.1	0:55.442 20.9 34.5	15
30	91	Ola FRÖSHAUG Team JC Race Teknik	NOR Ford Fiesta	3:16.719 4/1 R6	0:17.460 -		0:52.249 24.5 27.7	0:47.650 17.5 30.1	0:47.936 19.0 28.9	0:48.884 18.3 30.4	14
DNF	102	Tamás KÁRAI Kárai Motorsport Sportegyesület	HUN Audi A1	- 3/1 R2	+1 LAP -		0:47.704 20.2 27.4	0:44.479 16.6 27.8	0:44.339 16.7 27.5		11
DNS	47	Tamás-Pál KISS Speedbox Racing Team Kft.	HUN Peugeot 208	- 0/0 R	- -						0

#111 +5 sec. penalty Stw. Dec. Nr.7

-

These results are provisional until the conclusion of any judicial and technical inquires.

Höljesbanan (1210m)

Published at...	Clerk of the Course Christer JÖNSSON		Timekeeper Peter MAJOSHAZI		
-----------------	---	--	-------------------------------	--	--

Printed: 7/2/2017 12:03:56 PM

Page 2 of 2

Supercar Euro

SCE - 15

Result after Q 3

Pos.	No.	Driver Competitor/Entrant	Nat. Car Ch.	Q1	Q2	Q3	Q4	Q Sum	Int. Pt.	SF1	SF2	Final	Ch. Pt.	Ch Sum
1	90	Thomas BRYNTESSON Team JC Race Teknik	NOR Ford Fiesta	50 (1.) 3:00.759	45 (2.) 3:00.198	45 (2.) 2:59.513		140						
2	8	Peter HEDSTRÖM Peter Hedström	SWE Volkswagen Polo	45 (2.) 3:01.049	42 (3.) 3:00.791	37 (7.) 3:04.025		124						
3	53	Alexander HVAAL Alexander Hvaal	NOR Volkswagen Polo	40 (4.) 3:02.452	40 (4.) 3:01.669	34 (10.) 3:04.452		114						
4	4	Robin LARSSON Robin Larsson	SWE Audi A1	11 (32.) DNF	50 (1.) 3:00.103	50 (1.) 2:59.259		111						
5	24	Tommy RUSTAD Albatec - HTB Racing	NOR Peugeot 208	39 (5.) 3:02.846	27 (17.) 3:10.757	42 (3.) 2:59.587		108						
6	14	Jere KALLIOKOSKI Albatec Racing Ltd	FIN Peugeot 208	34 (10.) 3:05.066	39 (5.) 3:02.799	30 (14.) 3:05.936		103						
7	92	Anton MARKLUND Marklund Motorsport	SWE Volkswagen Polo	42 (3.) 3:01.233	20 (24.) 3:15.228	38 (6.) 3:03.724		100						
8	49	"M.D.K" M.D.K	BEL Ford Fiesta	31 (13.) 3:07.090	30 (14.) 3:08.777	36 (8.) 3:04.369		97						
9	54	Mats ÖHMAN Mats Öhman	SWE Ford Fiesta	32 (12.) 3:06.923	29 (15.) 3:09.371	35 (9.) 3:04.421		96						
10	73	Henning SOLBERG Eklund Motorsport	NOR Volkswagen Beetle	30 (14.) 3:07.129	31 (13.) 3:08.004	32 (12.) 3:05.071		93						
11	77	René MUENNICH ALL-INKL.COM Muennich Motorsport	DEU Citroën DS3	36 (8.) 3:04.137	38 (6.) 3:03.549	18 (26.) 3:13.905		92						
12	74	Jérôme GROSSET-JANIN Jérôme Grosset-Janin	FRA Citroën DS3	22 (22.) 3:16.728	37 (7.) 3:04.258	31 (13.) 3:05.267		90						
13	19	Magda ANDERSSON Marklund Motorsport	SWE Volkswagen Polo	38 (6.) 3:03.486	11 (30.) DNF	40 (4.) 2:59.767		89						
14	22	Andréa DUBOURG DA Racing	FRA Citroën DS3	37 (7.) 3:03.848	11 (29.) DNF	39 (5.) 3:01.151		87						
15	63	Joachim HVAAL Joachim Hvaal	NOR Ford Fiesta	21 (23.) 3:19.365	36 (8.) 3:06.313	29 (15.) 3:06.128		86						
16	91	Ola FRÖSHAUG Team JC Race Teknik	NOR Ford Fiesta	35 (9.) 3:04.267	35 (9.) 3:06.498	14 (30.) 3:16.719		84						
17	61	Stein Egil JENSSEN Stein Egil Jenssen	NOR Ford Fiesta	26 (18.) 3:11.454	28 (16.) 3:10.710	28 (16.) 3:06.388		82						
18	111	Derek TOHILL Derek Tohill	IRL Ford Fiesta	33 (11.) 3:06.405	33 (11.) 3:07.636	16 (28.) 3:15.338		82						
19	12	Riku TAHKO #Minisuumi	FIN BMW Mini	29 (15.) 3:08.059	18 (26.) 3:16.247	33 (11.) 3:04.618		80						
20	2	Oliver O'DONOVAN Oliver O'Donovan	IRL Ford Fiesta	20 (24.) 3:19.525	32 (12.) 3:07.890	27 (17.) 3:06.753		79						
21	39	Philip GEHRMAN Eklund Motorsport	SWE Volkswagen Beetle	23 (21.) 3:14.775	34 (10.) 3:06.500	22 (22.) 3:10.499		79						
22	38	Mandie AUGUST ALL-INKL.COM Muennich Motorsport	DEU Audi S3	27 (17.) 3:09.984	24 (20.) 3:12.581	24 (20.) 3:09.926		75						
23	55	Paulius PLESKOVAS Baltijos Sportas Klaipedos m. TSK	LTU Ford Fiesta	25 (19.) 3:12.789	23 (21.) 3:13.107	23 (21.) 3:10.103		71						
24	80	Andreas STEFFEN Andreas Steffen	DEU Ford Fiesta	11 (29.) DNF	26 (18.) 3:11.179	26 (18.) 3:06.933		63						
25	32	Tore KRISTOFFERSEN Tore Kristoffersen	NOR Citroën DS3	11 (28.) DNF	25 (19.) 3:12.122	25 (19.) 3:08.975		61						
26	102	Tamás KÁRAI Kárai Motorsport Sportegyesület	HUN Audi A1	28 (16.) 3:08.495	17 (27.) 3:42.776	11 (31.) DNF		56						

These results are provisional until the conclusion of any judicial and technical inquiries.

Höljesbanan (1210m)

Published at...	Clerk of the Course Christer JÖNSSON		Timekeeper Peter MAJOSHAZI		
-----------------	---	--	-------------------------------	--	--

Supercar Euro

SCE - 15

Result after Q 3

Pos.	No.	Driver Competitor/Entrant	Nat. Car Ch.	Q1	Q2	Q3	Q4	Q Sum	Int. Pt.	SF1	SF2	Final	Ch. Pt.	Ch Sum
27	95	Andri ÖUN Reinsalu Sport	EST Ford Fiesta	18 (26.) 3:45.739	19 (25.) 3:15.911	17 (27.) 3:13.934		54						
28	37	Ari-Pekka NIEMI Ari-Pekka Niemi	FIN Ford Fiesta	19 (25.) 3:36.697	11 (28.) DNF	21 (23.) 3:11.472		51						
29	28	Jochen COOX Oud-Turnhout Rally Team	BEL Volkswagen Polo	11 (27.) DNF	21 (23.) 3:14.661	19 (25.) 3:13.150		51						
30	30	Ole-Kristian TEMTE Ole Kristian Temte	NOR Citroën C4	11 (30.) DNF	22 (22.) 3:14.587	15 (29.) 3:16.058		48						
31	16	Tom-Daniel TÄNEVIK Tom Daniel Tånevik	NOR Volvo C30	11 (31.) DNF	11 (31.) DNF	20 (24.) 3:11.602		42						
32	47	Tamás-Pál KISS Speedbox Racing Team Kft.	HUN Peugeot 208	24 (20.) 3:14.021	0 (32.) DNS	0 (32.) DNS		24						

32 drivers

These results are provisional until the conclusion of any judicial and technical inquiries.

Höljesbanan (1210m)

Published at...	Clerk of the Course Christer JÖNSSON		Timekeeper Peter MAJOSHAZI		
-----------------	---	--	-------------------------------	--	--

Printed: 7/2/2017 12:10:46 PM

Page 2 of 2

Supercar Euro

SCE - 14

Provisional Grid Sheet for Q 4 (Right Pole)

Modified
#47 Non starter

P5	P4	P3	P2	POLE			
Race 1							
		102	91	30	R1	30	Ole-Kristian TEMTE NOR
						91	Ola FRÖSHAUG NOR
						102	Tamás KÁRAI HUN
Race 2							
		111	95	77	R2	77	René MUENNICH DEU
						95	Andri ŐUN EST
						111	Derek TOHILL IRL
Race 3							
28	16	37	39	55	R3	55	Paulius PLESKOVAS LTU
						39	Philip GEHRMAN SWE
						37	Ari-Pekka NIEMI FIN
						16	Tom-Daniel TÅNEVIK NOR
						28	Jochen COOX BEL
Race 4							
38	32	80	2	61	R4	61	Stein Egil JENSSEN NOR
						2	Oliver O'DONOVAN IRL
						80	Andreas STEFFEN DEU
						32	Tore KRISTOFFERSEN NOR
						38	Mandie AUGUST DEU
Race 5							
63	14	74	73	12	R5	12	Riku TAHKO FIN
						73	Henning SOLBERG NOR
						74	Jérôme GROSSET-JANIN FRA
						14	Jere KALLIOKOSKI FIN
						63	Joachim HVAAL NOR
Race 6							
53	54	49	8	92	R6	92	Anton MARKLUND SWE
						8	Peter HEDSTRÖM SWE
						49	"M.D.K" BEL
						54	Mats ÖHMAN SWE
						53	Alexander HVAAL NOR
Race 7							
22	19	24	90	4	R7	4	Robin LARSSON SWE
						90	Thomas BRYNTESSON NOR
						24	Tommy RUSTAD NOR
						19	Magda ANDERSSON SWE
						22	Andréa DUBOURG FRA

These results are provisional until the conclusion of any judicial and technical inquiries.

Höljesbanan (1210m)

Published at...	Clerk of the Course Christer JÖNSSON		Timekeeper Peter MAJOSHAZI		
-----------------	---	--	-------------------------------	--	--

Printed: 7/2/2017 12:04:50 PM

Page 1 of 1

Supercar Euro

SCE - 16

Result of Q 4

Pos.	No.	Driver Competitor/Entrant	Nat./Car	Total Tm Laps/Jok/Race	Gap Penalty	Lap0	Lap1 S1 S2	Lap2 S1 S2	Lap3 S1 S2	Lap4 S1 S2	Pts.
1	4	Robin LARSSON Robin Larsson	SWE Audi A1	2:59.933 4/1 R7	-		0:46.962 19.9 27.0	0:44.246 16.6 27.6	0:43.258 16.3 26.9	0:45.467 18.5 26.9	50
2	24	Tommy RUSTAD Albatec - HTB Racing	NOR Peugeot 208	3:01.348 4/1 R7	0:01.415 -		0:47.478 20.2 27.1	0:44.053 16.3 27.6	0:43.707 16.8 26.9	0:46.110 19.0 27.0	45
3	111	Derek TOHILL Derek Tohill	IRL Ford Fiesta	3:01.355 4/1 R2	0:01.422 -		0:47.094 19.8 27.2	0:43.773 16.4 27.3	0:43.607 16.3 27.3	0:46.881 19.4 27.4	42
4	91	Ola FRÖSHAUG Team JC Race Teknik	NOR Ford Fiesta	3:01.648 4/1 R1	0:01.715 -		0:50.895 24.1 26.7	0:43.913 16.5 27.3	0:43.516 16.3 27.1	0:43.324 16.0 27.2	40
5	92	Anton MARKLUND Marklund Motorsport	SWE Volkswagen Polo	3:01.794 4/1 R6	0:01.861 -		0:50.836 22.8 27.9	0:44.458 17.4 27.0	0:43.144 16.4 26.6	0:43.356 16.4 26.9	39
6	90	Thomas BRYNTESSON Team JC Race Teknik	NOR Ford Fiesta	3:02.274 4/1 R7	0:02.341 -		0:49.723 22.5 27.2	0:42.813 16.1 26.6	0:43.210 16.3 26.8	0:46.528 19.8 27.1	38
7	2	Óliver O'DONOVAN Oliver O'Donovan	IRL Ford Fiesta	3:02.634 4/1 R4	0:02.701 -		0:47.256 19.6 27.6	0:44.232 16.7 27.4	0:46.966 19.4 27.5	0:44.180 16.6 27.4	37
8	102	Tamás KÁRAI Kárai Motorsport Sportegyesület	HUN Audi A1	3:03.093 4/1 R1	0:03.160 -		0:47.631 20.1 27.4	0:44.085 16.2 27.8	0:47.302 19.9 27.3	0:44.075 16.1 27.9	36
9	14	Jere KALLIOKOSKI Albatec Racing Ltd	FIN Peugeot 208	3:03.186 4/1 R5	0:03.253 -		0:47.494 20.1 27.3	0:44.484 17.1 27.3	0:44.158 16.7 27.4	0:47.050 19.0 27.9	35
10	19	Magda ANDERSSON Marklund Motorsport	SWE Volkswagen Polo	3:03.772 4/1 R7	0:03.839 -		0:51.239 23.5 27.6	0:43.604 16.2 27.3	0:43.556 16.0 27.4	0:45.373 16.5 28.8	34
11	77	René MUENNICH ALL-INKL.COM Muennich Motorsport	DEU Citroën DS3	3:04.387 4/1 R2	0:04.454 -		0:54.985 28.0 26.9	0:43.356 15.9 27.4	0:42.977 15.7 27.1	0:43.069 15.9 27.1	33
12	22	Andréa DUBOURG DA Racing	FRA Citroën DS3	3:04.629 4/1 R7	0:04.696 -		0:50.392 23.0 27.2	0:43.648 16.1 27.5	0:43.780 16.3 27.4	0:46.809 16.9 29.8	32
13	8	Peter HEDSTRÖM Peter Hedström	SWE Volkswagen Polo	3:04.870 4/1 R6	0:04.937 -		0:52.190 24.1 28.0	0:44.462 16.8 27.6	0:44.425 16.9 27.4	0:43.793 16.5 27.2	31
14	63	Joachim HVAAL Joachim Hvaal	NOR Ford Fiesta	3:05.349 4/1 R5	0:05.416 -		0:51.671 23.8 27.7	0:44.519 17.2 27.2	0:44.268 16.8 27.3	0:44.891 17.1 27.7	30
15	39	Philip GEHRMAN Eklund Motorsport	SWE Volkswagen Beetle	3:05.911 4/1 R3	0:05.978 -		0:49.454 21.9 27.4	0:43.805 16.2 27.5	0:48.502 21.1 27.4	0:44.150 16.7 27.4	29
16	54	Mats ÖHMAN Mats Ohman	SWE Ford Fiesta	3:05.930 4/1 R6	0:05.997 -		0:50.242 21.7 28.4	0:47.641 20.2 27.4	0:44.000 16.5 27.4	0:44.047 16.6 27.4	28
17	53	Alexander HVAAL Alexander Hvaal	NOR Volkswagen Polo	3:06.188 4/1 R6	0:06.255 -		0:50.761 22.3 28.4	0:48.413 21.1 27.2	0:43.390 16.2 27.1	0:43.624 16.2 27.3	27
18	73	Henning SOLBERG Eklund Motorsport	NOR Volkswagen Beetle	3:06.605 4/1 R5	0:06.672 -		0:50.830 23.0 27.7	0:45.340 17.4 27.8	0:45.629 17.9 27.7	0:44.806 17.0 27.7	26
19	95	Andri ÕUN Reinsalu Sport	EST Ford Fiesta	3:07.002 4/1 R2	0:07.069 -		0:48.821 20.8 28.0	0:44.859 17.0 27.7	0:44.659 16.9 27.7	0:48.663 20.6 28.0	25
20	28	Jochen COOX Oud-Turnhout Rally Team	BEL Volkswagen Polo	3:07.567 4/1 R3	0:07.634 -		0:52.135 24.2 27.8	0:45.632 16.9 28.6	0:44.934 17.0 27.9	0:44.866 16.8 27.9	24
21	74	Jérôme GROSSET-JANIN Jérôme Grosset-Janin	FRA Citroën DS3	3:09.465 4/1 R5	0:09.532 0:05.000		0:48.604 21.1 27.4	0:43.927 16.6 27.2	0:47.355 19.6 27.7	0:44.579 16.5 28.0	23
22	61	Stein Egil JENSSEN Stein Egil Jenssen	NOR Ford Fiesta	3:09.963 4/1 R4	0:10.030 -		0:52.290 24.2 27.9	0:45.070 17.0 28.0	0:45.367 17.1 28.2	0:47.236 19.0 28.2	22
23	49	"M.D.K" M.D.K	BEL Ford Fiesta	3:10.321 4/1 R6	0:10.388 -		0:49.929 21.4 28.4	0:46.050 17.4 28.5	0:48.773 20.4 28.3	0:45.569 17.6 27.9	21
24	30	Ole-Kristian TEMTE Ole Kristian Temte	NOR Citroën C4	3:11.347 4/1 R1	0:11.414 -		0:49.367 20.8 28.5	0:46.788 17.5 29.1	0:48.156 19.6 28.5	0:47.036 17.0 29.9	20
25	32	Tore KRISTOFFERSEN Tore Kristoffersen	NOR Citroën DS3	3:11.861 4/1 R4	0:11.928 -		0:49.992 21.8 28.1	0:45.933 17.1 28.7	0:48.454 19.7 28.6	0:47.482 18.8 28.6	19

These results are provisional until the conclusion of any judicial and technical inquiries.

Höljesbanan (1210m)

Published at...	Clerk of the Course Christer JÖNSSON	Timekeeper Peter MAJOSHAZI	
-----------------	---	-------------------------------	--

Printed: 7/2/2017 1:03:15 PM

Page 1 of 2

Supercar Euro

SCE - 16

Result of Q 4

Pos.	No.	Driver Competitor/Entrant	Nat./Car	Total Tm Laps/Jok/Race	Gap Penalty	Lap0	Lap1 S1 S2	Lap2 S1 S2	Lap3 S1 S2	Lap4 S1 S2	Pts.
26	37	Ari-Pekka NIEMI Ari-Pekka Niemi	FIN Ford Fiesta	3:13.958 4/2 R3	0:14.025 -		0:51.397 23.0 28.3	0:47.284 17.2 30.0	0:48.937 20.6 28.3	0:46.340 17.5 28.8	18
27	38	Mandie AUGUST ALL-INKL.COM Muennich Motorsport	DEU Audi S3	3:22.157 4/1 R4	0:22.224 -		0:51.143 22.5 28.6	0:48.032 19.9 28.1	0:45.652 17.0 28.5	0:57.330 28.0 29.3	17
28	55	Paulius PLESKOVAS Baltijos Sportas Klaipedos m. TSK	LTU Ford Fiesta	3:36.515 4/1 R3	0:36.582 -		0:53.473 23.5 29.9	0:45.362 16.7 28.6	1:04.377 29.5 34.8	0:53.303 19.5 33.7	16
29	12	Riku TAHKO #Minisuomi	FIN BMW Mini	4:19.407 4/0 R5	1:19.474 0:30.000		0:54.270 22.6 31.6	0:57.424 21.8 35.6	1:00.610 20.9 39.7	0:57.103 21.2 35.8	15
DNF	80	Andreas STEFFEN Andreas Steffen	DEU Ford Fiesta	- 2/0 R4	+2 LAP -		0:59.302 31.2 28.0	0:53.976 17.5 36.4			11
DNF	16	Tom-Daniel TÅNEVIK Tom Daniel Tånevik	NOR Volvo C30	- 0/0 R3	+4 LAP -						11
DNS	47	Tamás-Pál KISS Speedbox Racing Team Kft.	HUN Peugeot 208	- 0/0 R	-						0

#12 - Not taken Joker, #37 - False start

#74 + 5 sec. penalty Stw. Dec. Nr.9

These results are provisional until the conclusion of any judicial and technical inquires.

Höljesbanan (1210m)

Published at...	Clerk of the Course Christer JÖNSSON		Timekeeper Peter MAJOSHAZI		
-----------------	---	--	-------------------------------	--	--

Printed: 7/2/2017 1:03:15 PM

Page 2 of 2

Supercar Euro

SCE - 17

Intermediate Classification

Pos.	No.	Driver Competitor/Entrant	Nat.	Car	Q1	Q2	Q3	Q4	Q Sum	Int. Pt.	SF1	SF2	Final	Ch. Pt.
1	90	Thomas BRYNTESSON Team JC Race Teknik	NOR	Ford Fiesta	50 (1.) 3:00.759	45 (2.) 3:00.198	45 (2.) 2:59.513	38 (6.) 3:02.274	178	16				16
2	4	Robin LARSSON Robin Larsson	SWE	Audi A1	11 (32.) DNF	50 (1.) 3:00.103	50 (1.) 2:59.259	50 (1.) 2:59.933	161	15				15
3	8	Peter HEDSTRÖM Peter Hedström	SWE	Volkswagen Polo	45 (2.) 3:01.049	42 (3.) 3:00.791	37 (7.) 3:04.025	31 (13.) 3:04.870	155	14				14
4	24	Tommy RUSTAD Albatec - HTB Racing	NOR	Peugeot 208	39 (5.) 3:02.846	27 (17.) 3:10.757	42 (3.) 2:59.587	45 (2.) 3:01.348	153	13				13
5	53	Alexander HVAAL Alexander Hvaal	NOR	Volkswagen Polo	40 (4.) 3:02.452	40 (4.) 3:01.669	34 (10.) 3:04.452	27 (17.) 3:06.188	141	12				12
6	92	Anton MARKLUND Marklund Motorsport	SWE	Volkswagen Polo	42 (3.) 3:01.233	20 (24.) 3:15.228	38 (6.) 3:03.724	39 (5.) 3:01.794	139	11				11
7	14	Jere KALLIOKOSKI Albatec Racing Ltd	FIN	Peugeot 208	34 (10.) 3:05.066	39 (5.) 3:02.799	30 (14.) 3:05.936	35 (9.) 3:03.186	138	10				10
8	77	René MUENNICH ALL-INKL.COM Muennich Motorsport	DEU	Citroën DS3	36 (8.) 3:04.137	38 (6.) 3:03.549	18 (26.) 3:13.905	33 (11.) 3:04.387	125	9				9
9	111	Derek TOHILL Derek Tohill	IRL	Ford Fiesta	33 (11.) 3:06.405	33 (11.) 3:07.636	16 (28.) 3:15.338	42 (3.) 3:01.355	124	8				8
10	91	Ola FRÖSHAUG Team JC Race Teknik	NOR	Ford Fiesta	35 (9.) 3:04.267	35 (9.) 3:06.498	14 (30.) 3:16.719	40 (4.) 3:01.648	124	7				7
11	54	Mats ÖHMAN Mats Öhman	SWE	Ford Fiesta	32 (12.) 3:06.923	29 (15.) 3:09.371	35 (9.) 3:04.421	28 (16.) 3:05.930	124	6				6
12	19	Magda ANDERSSON Marklund Motorsport	SWE	Volkswagen Polo	38 (6.) 3:03.486	11 (30.) DNF	40 (4.) 2:59.767	34 (10.) 3:03.772	123	5				5
13	22	Andréa DUBOURG DA Racing	FRA	Citroën DS3	37 (7.) 3:03.848	11 (29.) DNF	39 (5.) 3:01.151	32 (12.) 3:04.629	119	4				4
14	73	Henning SOLBERG Eklund Motorsport	NOR	Volkswagen Beetle	30 (14.) 3:07.129	31 (13.) 3:08.004	32 (12.) 3:05.071	26 (18.) 3:06.605	119	3				3
15	49	"M.D.K" M.D.K	BEL	Ford Fiesta	31 (13.) 3:07.090	30 (14.) 3:08.777	36 (8.) 3:04.369	21 (23.) 3:10.321	118	2				2
16	2	Oliver O'DONOVAN Oliver O'Donovan	IRL	Ford Fiesta	20 (24.) 3:19.525	32 (12.) 3:07.890	27 (17.) 3:06.753	37 (7.) 3:02.634	116	1				1
17	63	Joachim HVAAL Joachim Hvaal	NOR	Ford Fiesta	21 (23.) 3:19.365	36 (8.) 3:06.313	29 (15.) 3:06.128	30 (14.) 3:05.349	116	0				0
18	74	Jérôme GROSSET-JANIN Jérôme Grosset-Janin	FRA	Citroën DS3	22 (22.) 3:16.728	37 (7.) 3:04.258	31 (13.) 3:05.267	23 (21.) 3:09.465	113	0				0
19	39	Philip GEHRMAN Eklund Motorsport	SWE	Volkswagen Beetle	23 (21.) 3:14.775	34 (10.) 3:06.500	22 (22.) 3:10.499	29 (15.) 3:05.911	108	0				0
20	61	Stein Egil JENSSEN Stein Egil Jessen	NOR	Ford Fiesta	26 (18.) 3:11.454	28 (16.) 3:10.710	28 (16.) 3:06.388	22 (22.) 3:09.963	104	0				0
21	12	Riku TAHKO #Minisuomi	FIN	BMW Mini	29 (15.) 3:08.059	18 (26.) 3:16.247	33 (11.) 3:04.618	15 (29.) 4:19.407	95	0				0
22	102	Tamás KÁRAI Kárai Motorsport Sportegyesület	HUN	Audi A1	28 (16.) 3:08.495	17 (27.) 3:42.776	11 (31.) DNF	36 (8.) 3:03.093	92	0				0
23	38	Mandie AUGUST ALL-INKL.COM Muennich Motorsport	DEU	Audi S3	27 (17.) 3:09.984	24 (20.) 3:12.581	24 (20.) 3:09.926	17 (27.) 3:22.157	92	0				0

These results are provisional until the conclusion of any judicial and technical inquiries.

Höljesbanan (1210m)

Published at...	Clerk of the Course Christer JÖNSSON		Timekeeper Peter MAJOSHAZI		
-----------------	---	--	-------------------------------	--	--

Supercar Euro

SCE - 17

Intermediate Classification

Pos.	No.	Driver Competitor/Entrant	Nat.	Car	Q1	Q2	Q3	Q4	Q Sum	Int. Pt.	SF1	SF2	Final	Ch. Pt.
24	55	Paulius PLESKOVAS Baltijos Sportas Klaipėdos m. TSK	LTU	Ford Fiesta	25 (19.) 3:12.789	23 (21.) 3:13.107	23 (21.) 3:10.103	16 (28.) 3:36.515	87	0				0
25	32	Tore KRISTOFFERSEN Tore Kristoffersen	NOR	Citröen DS3	11 (28.) DNF	25 (19.) 3:12.122	25 (19.) 3:08.975	19 (25.) 3:11.861	80	0				0
26	95	Andri ŪUN Reinsalu Sport	EST	Ford Fiesta	18 (26.) 3:45.739	19 (25.) 3:15.911	17 (27.) 3:13.934	25 (19.) 3:07.002	79	0				0
27	28	Jochen COOX Oud-Turnhout Rally Team	BEL	Volkswagen Polo	11 (27.) DNF	21 (23.) 3:14.661	19 (25.) 3:13.150	24 (20.) 3:07.567	75	0				0
28	80	Andreas STEFFEN Andreas Steffen	DEU	Ford Fiesta	11 (29.) DNF	26 (18.) 3:11.179	26 (18.) 3:06.933	11 (30.) DNF	74	0				0
29	37	Ari-Pekka NIEMI Ari-Pekka Niemi	FIN	Ford Fiesta	19 (25.) 3:36.697	11 (28.) DNF	21 (23.) 3:11.472	18 (26.) 3:13.958	69	0				0
30	30	Ole-Kristian TEMTE Ole Kristian Temte	NOR	Citröen C4	11 (30.) DNF	22 (22.) 3:14.587	15 (29.) 3:16.058	20 (24.) 3:11.347	68	0				0
NC	16	Tom-Daniel TÅNEVIK Tom Daniel Tånevik	NOR	Volvo C30	11 (31.) DNF	11 (31.) DNF	20 (24.) 3:11.602	11 (31.) DNF	53	0				0
NC	47	Tamás-Pál KISS Speedbox Racing Team Kft.	HUN	Peugeot 208	24 (20.) 3:14.021	0 (32.) DNS	0 (32.) DNS	0 (32.) DNS	24	0				0

32 drivers

-
-

These results are provisional until the conclusion of any judicial and technical inquires.

Höljesbanan (1210m)

Published at...	Clerk of the Course Christer JÖNSSON		Timekeeper Peter MAJOSHAZI		
-----------------	---	--	-------------------------------	--	--

Printed: 7/2/2017 1:06:21 PM

Page 2 of 2

Supercar Euro

SCE - 19

Provisional Grid for Semi-Finals

Semi-Final 1

Row 1

90	Thomas BRYNTESSON Team JC Race Teknik	NOR	Ford Fiesta Supercar Euro
8	Peter HEDSTRÖM Peter Hedström	SWE	Volkswagen Polo Supercar Euro

Sporting Regulation 15.6.4 : If a Driver is unable to take his place in a Semi-Final (i.e. his car is unable to be driven under its own power to the starting grid), he will be substituted by the next qualifier (the highest placed Driver in the intermediate classification not already in the Semi-Finals). Any such substitute(s) will take the last place(s) on the grid with those ahead of them moving up to fill the place left by the non-starter(s).

Row 2

53	Alexander HVAAL Alexander Hvaal	NOR	Volkswagen Polo Supercar Euro
14	Jere KALLIOKOSKI Albatec Racing Ltd	FIN	Peugeot 208 Supercar Euro

Row 3

111	Derek TOHILL Derek Tohill	IRL	Ford Fiesta Supercar Euro
54	Mats ÖHMAN Mats Öhman	SWE	Ford Fiesta Supercar Euro

Semi-Final 2

Row 1

4	Robin LARSSON Robin Larsson	SWE	Audi A1 Supercar Euro
24	Tommy RUSTAD Albatec - HTB Racing	NOR	Peugeot 208 Supercar Euro

Row 2

92	Anton MARKLUND Marklund Motorsport	SWE	Volkswagen Polo Supercar Euro
77	René MUENNICH ALL-INKL.COM Muennich Motorsport	DEU	Citroën DS3 Supercar Euro

Row 3

91	Ola FRÖSHAUG Team JC Race Teknik	NOR	Ford Fiesta Supercar Euro
19	Magda ANDERSSON Marklund Motorsport	SWE	Volkswagen Polo Supercar Euro

Next qualifier (13-)

13	22 Andréa DUBOURG	FRA	22	102 Tamás KÁRAI	HUN
14	73 Henning SOLBERG	NOR	23	38 Mandie AUGUST	DEU
15	49 "M.D.K"	BEL	24	55 Paulius PLESKOVAS	LTU
16	2 Oliver O'DONOVAN	IRL	25	32 Tore KRISTOFFERSEN	NOR
17	63 Joachim HVAAL	NOR	26	95 Andri ÖUN	EST
18	74 Jérôme GROSSET-JANIN	FRA	27	28 Jochen COOX	BEL
19	39 Philip GEHRMAN	SWE	28	80 Andreas STEFFEN	DEU
20	61 Stein Egil JENSSEN	NOR	29	37 Ari-Pekka NIEMI	FIN
21	12 Riku TAHKO	FIN	30	30 Ole-Kristian TEMTE	NOR

These results are provisional until the conclusion of any judicial and technical inquires.

Höljesbanan (1210m)

Published at...	Clerk of the Course Christer JÖNSSON		Timekeeper Peter MAJOSHAZI		
-----------------	---	--	-------------------------------	--	--

Printed: 7/2/2017 1:07:28 PM

Page 1 of 1

Supercar Euro

SCE - 20

Results of Semi-finals

Semi-final 1

Pos.	No.	Driver Competitor/Entrant	Nat.	Total Tm L / J	Gap	Lap0	Lap1 s1 s2	Lap 2 s1 s2	Lap3 s1 s2	Lap4 s1 s2	Lap 5 s1 s2	Lap 6 s1 s2	Cp.
1	53	Alexander HVAAL Alexander Hvaal Volkswagen Polo	NOR	4:28.048 6 / 1			0:47.442 19.9 27.4	0:43.649 16.1 27.4	0:43.633 16.2 27.4	0:43.372 16.1 27.2	0:43.331 16.0 27.2	0:46.621 19.0 27.5	6
2	8	Peter HEDSTRÖM Peter Hedström Volkswagen Polo	SWE	4:29.589 6 / 1	0:01.541		0:46.847 19.2 27.5	0:43.714 16.1 27.5	0:43.869 16.3 27.5	0:46.859 19.1 27.7	0:43.627 16.4 27.1	0:44.673 16.6 28.0	5
3	54	Mats ÖHMAN Mats Öhman Ford Fiesta	SWE	4:31.959 6 / 1	0:03.911		0:48.596 20.5 28.0	0:44.347 16.3 28.0	0:43.530 16.0 27.5	0:44.017 16.3 27.6	0:47.149 19.5 27.5	0:44.320 16.4 27.8	4
4	90	Thomas BRYNTESSON Team JC Race Teknik Ford Fiesta	NOR	4:32.062 6 / 1	0:04.014		0:52.486 25.4 27.0	0:46.258 19.4 26.8	0:42.583 15.7 26.8	0:43.669 16.5 27.1	0:43.354 16.0 27.3	0:43.712 16.4 27.2	3
5	14	Jere KALLIOKOSKI Albatec Racing Ltd Peugeot 208	FIN	4:32.755 6 / 1	0:04.707		0:50.989 23.3 27.6	0:44.749 16.6 28.1	0:44.234 16.2 27.9	0:43.824 16.3 27.4	0:44.391 16.7 27.6	0:44.568 16.2 28.2	2
6	111	Derek TOHILL Derek Tohill Ford Fiesta	IRL	4:33.765 6 / 1	0:05.717		0:52.144 24.1 28.0	0:44.742 16.7 27.9	0:44.106 16.7 27.3	0:44.525 16.4 28.0	0:43.978 16.3 27.6	0:44.270 16.5 27.7	1

Semi-final 2

Pos.	No.	Driver Competitor/Entrant	Nat.	Total Tm L / J	Gap	Lap0	Lap1 s1 s2	Lap 2 s1 s2	Lap3 s1 s2	Lap4 s1 s2	Lap5 s1 s2	Lap6 s1 s2	Cp.
1	92	Anton MARKLUND Marklund Motorsport Volkswagen Polo	SWE	4:30.662 6 / 1			0:48.240 20.7 27.4	0:44.434 16.5 27.9	0:44.091 16.4 27.6	0:45.872 18.7 27.1	0:43.639 16.3 27.3	0:44.386 16.6 27.7	6
2	91	Ola FRÖSHAUG Team JC Race Teknik Ford Fiesta	NOR	4:35.503 6 / 1	0:04.841		0:49.948 21.0 28.8	0:47.557 19.4 28.0	0:44.522 16.5 27.9	0:44.398 16.7 27.6	0:44.461 16.6 27.8	0:44.617 16.5 28.1	5
3	77	René MUENNICH ALL-INKL.COM Muennich Motorsport Citroën DS3	DEU	4:35.681 6 / 1	0:05.019		0:55.757 22.7 32.9	0:43.983 16.4 27.4	0:43.535 16.2 27.2	0:43.661 16.1 27.4	0:44.444 16.6 27.7	0:44.301 16.5 27.7	4
4	4	Robin LARSSON Robin Larsson Audi A1	SWE	0:00.000 0 / 0	+6 LAP								3
5	24	Tommy RUSTAD Albatec - HTB Racing Peugeot 208	NOR	0:00.000 0 / 0	+6 LAP								2
6	19	Magda ANDERSSON Marklund Motorsport Volkswagen Polo	SWE	0:00.000 0 / 0	+6 LAP								1

These results are provisional until the conclusion of any judicial and technical inquiries.

Höljesbanan (1210m)

Published at...	Clerk of the Course Christer JÖNSSON		Timekeeper Peter MAJOSHAZI		
-----------------	---	--	-------------------------------	--	--

Supercar Euro

SCE - 21

Provisional Grid for-Final

Final

Row 1

53	Alexander HVAAL Alexander Hvaal	NOR	Volkswagen Polo	18
92	Anton MARKLUND Marklund Motorsport	SWE	Volkswagen Polo	17

Row 2

8	Peter HEDSTRÖM Peter Hedström	SWE	Volkswagen Polo	19
91	Ola FRÖSHAUG Team JC Race Teknik	NOR	Ford Fiesta	12

Row 3

77	René MUENNICH ALL-INKL.COM Muennich Motorsport	DEU	Citroën DS3	13
54	Mats ÖHMAN Mats Öhman	SWE	Ford Fiesta	10

Sporting Regulation 15.6.4 : If a Driver is unable to take his place in the Final (i.e. his car is unable to be driven under its own power to the starting grid), he will be substituted by the next qualifier (the fourth placed Semi-finalist with the highest points score in the Competition who is not already in the Final). Any such substitute(s) will take the last place(s) on the grid with those ahead of them moving up to fill the place left by the non-starter(s). Should neither of the fourth placed Semi-finalists be able to start, the fifth placed Semi-finalists, and then the sixth-placed, will be considered as above.

Next qualifier (7-)

90	Thomas BRYNTESSON	NOR	19
4	Robin LARSSON	SWE	18
24	Tommy RUSTAD	NOR	15
14	Jere KALLIOKOSKI	FIN	12
111	Derek TOHILL	IRL	9
19	Magda ANDERSSON	SWE	6

These results are provisional until the conclusion of any judicial and technical inquiries.

Höljesbanan (1210m)

Published at...	Clerk of the Course Christer JÖNSSON		Timekeeper Peter MAJOSHAZI		
-----------------	---	--	-------------------------------	--	--

Printed: 7/2/2017 2:03:23 PM

Page 1 of 1

Supercar Euro

SCE - 22

Result of Final

Pos.	No.	Driver Competitor/Entrant	Nat.	Total Tm L / J	Gap	Lap0	Lap1 S1 S2	Lap 2 S1 S2	Lap3 S1 S2	Lap4 S1 S2	Lap5 S1 S2	Lap6 S1 S2	Cp.
1	92	Anton MARKLUND Marklund Motorsport Volkswagen Polo	SWE	4:26.065 6 / 1			0:46.678 19.4 27.1	<u>0:46.438</u> 19.4 26.9	0:43.613 16.3 27.2	0:43.038 15.9 27.0	0:42.961 16.0 26.9	0:43.337 16.1 27.1	8
2	8	Peter HEDSTRÖM Peter Hedström Volkswagen Polo	SWE	4:27.877 6 / 1	0:01.812		<u>0:50.143</u> 22.4 27.6	0:44.286 17.0 27.2	0:43.327 16.1 27.1	0:43.501 16.1 27.3	0:43.304 16.2 27.0	0:43.316 16.1 27.1	5
3	77	René MUENNICH ALL-INKL.COM Muennich Motorsport Citroën DS3	DEU	4:28.830 6 / 1	0:02.765		<u>0:50.471</u> 23.3 27.1	0:44.259 17.1 27.1	0:43.578 16.2 27.3	0:43.262 16.1 27.1	0:43.686 16.3 27.2	0:43.574 16.0 27.5	4
4	91	Ola FRÖSHAUG Team JC Race Teknik Ford Fiesta	NOR	4:42.141 6 / 1	0:16.076		0:49.698 21.1 28.5	<u>0:49.174</u> 20.7 28.4	0:46.462 17.1 29.3	0:45.663 17.0 28.5	0:45.588 16.8 28.7	0:45.556 17.1 28.3	3
5	53	Alexander HVAAL Alexander Hvaal Volkswagen Polo	NOR	3:52.464 5 / 1	+1 LAP		0:46.478 19.0 27.4	0:45.504 17.1 28.4	0:47.109 16.9 30.1	<u>0:47.994</u> 19.5 28.4	0:45.379 16.6 28.6		2
6	54	Mats ÖHMAN Mats Öhman Ford Fiesta	SWE	0:00.000 0 / 0	+6 LAP								1

#92 and #53 Contact under investigation

These results are provisional until the conclusion of any judicial and technical inquiries.

Höljesbanan (1210m)

Published at...	Clerk of the Course Christer JÖNSSON		Timekeeper Peter MAJOSHAZI		
-----------------	---	--	-------------------------------	--	--

Printed: 7/2/2017 3:36:55 PM

Page 1 of 1

Supercar Euro

SCE - 23

Official results

Pos.	No.	Driver Competitor/Entrant	Nat.	Car	Q1	Q2	Q3	Q4	Q Sum	Int. Pt.	SF1	SF2	Final	Ch. Pt.
1	92	Anton MARKLUND Marklund Motorsport	SWE	Volkswagen Polo	42 (3.) 3:01.233	20 (24.) 3:15.228	38 (6.) 3:03.724	39 (5.) 3:01.794	139	11		6 (1.) 4:30.662	8 (1.) 4:26.065	25
2	8	Peter HEDSTRÖM Peter Hedström	SWE	Volkswagen Polo	45 (2.) 3:01.049	42 (3.) 3:00.791	37 (7.) 3:04.025	31 (13.) 3:04.870	155	14	5 (2.) 4:29.589		5 (2.) 4:27.877	24
3	77	René MUENNICH ALL-INKL.COM Muennich Motorsport	DEU	Citroën DS3	36 (8.) 3:04.137	38 (6.) 3:03.549	18 (26.) 3:13.905	33 (11.) 3:04.387	125	9		4 (3.) 4:35.681	4 (3.) 4:28.830	17
4	91	Ola FRÖSHAUG Team JC Race Teknik	NOR	Ford Fiesta	35 (9.) 3:04.267	35 (9.) 3:06.498	14 (30.) 3:16.719	40 (4.) 3:01.648	124	7		5 (2.) 4:35.503	3 (4.) 4:42.141	15
5	53	Alexander HVAAL Alexander Hvaal	NOR	Volkswagen Polo	40 (4.) 3:02.452	40 (4.) 3:01.669	34 (10.) 3:04.452	27 (17.) 3:06.188	141	12	6 (1.) 4:28.048		2 (5.) +1 LAP	20
6	54	Mats ÖHMAN Mats Öhman	SWE	Ford Fiesta	32 (12.) 3:06.923	29 (15.) 3:09.371	35 (9.) 3:04.421	28 (16.) 3:05.930	124	6	4 (3.) 4:31.959		1 (6.) +6 LAP	11
7	90	Thomas BRYNTESSON Team JC Race Teknik	NOR	Ford Fiesta	50 (1.) 3:00.759	45 (2.) 3:00.198	45 (2.) 2:59.513	38 (6.) 3:02.274	178	16	3 (4.) 4:32.062			19
8	4	Robin LARSSON Robin Larsson	SWE	Audi A1	11 (32.) DNF	50 (1.) 3:00.103	50 (1.) 2:59.259	50 (1.) 2:59.933	161	15		3 (4.) +6 LAP		18
9	24	Tommy RUSTAD Albatec - HTB Racing	NOR	Peugeot 208	39 (5.) 3:02.846	27 (17.) 3:10.757	42 (3.) 2:59.587	45 (2.) 3:01.348	153	13		2 (5.) +6 LAP		15
10	14	Jere KALLIOKOSKI Albatec Racing Ltd	FIN	Peugeot 208	34 (10.) 3:05.066	39 (5.) 3:02.799	30 (14.) 3:05.936	35 (9.) 3:03.186	138	10	2 (5.) 4:32.755			12
11	111	Derek TOHILL Derek Tohill	IRL	Ford Fiesta	33 (11.) 3:06.405	33 (11.) 3:07.636	16 (28.) 3:15.338	42 (3.) 3:01.355	124	8	1 (6.) 4:33.765			9
12	19	Magda ANDERSSON Marklund Motorsport	SWE	Volkswagen Polo	38 (6.) 3:03.486	11 (30.) DNF	40 (4.) 2:59.767	34 (10.) 3:03.772	123	5		1 (6.) +6 LAP		6
13	22	Andréa DUBOURG DA Racing	FRA	Citröen DS3	37 (7.) 3:03.848	11 (29.) DNF	39 (5.) 3:01.151	32 (12.) 3:04.629	119	4				4
14	73	Henning SOLBERG Eklund Motorsport	NOR	Volkswagen Beetle	30 (14.) 3:07.129	31 (13.) 3:08.004	32 (12.) 3:05.071	26 (18.) 3:06.605	119	3				3
15	49	"M.D.K" M.D.K	BEL	Ford Fiesta	31 (13.) 3:07.090	30 (14.) 3:08.777	36 (8.) 3:04.369	21 (23.) 3:10.321	118	2				2
16	2	Oliver O'DONOVAN Oliver O'Donovan	IRL	Ford Fiesta	20 (24.) 3:19.525	32 (12.) 3:07.890	27 (17.) 3:06.753	37 (7.) 3:02.634	116	1				1
17	63	Joachim HVAAL Joachim Hvaal	NOR	Ford Fiesta	21 (23.) 3:19.365	36 (8.) 3:06.313	29 (15.) 3:06.128	30 (14.) 3:05.349	116	0				0
18	74	Jérôme GROSSET-JANIN Jérôme Grosset-Janin	FRA	Citröen DS3	22 (22.) 3:16.728	37 (7.) 3:04.258	31 (13.) 3:05.267	23 (21.) 3:09.465	113	0				0
19	39	Philip GEHRMAN Eklund Motorsport	SWE	Volkswagen Beetle	23 (21.) 3:14.775	34 (10.) 3:06.500	22 (22.) 3:10.499	29 (15.) 3:05.911	108	0				0
20	61	Stein Egil JENSSEN Stein Egil Jenssen	NOR	Ford Fiesta	26 (18.) 3:11.454	28 (16.) 3:10.710	28 (16.) 3:06.388	22 (22.) 3:09.963	104	0				0
21	12	Riku TAHKO #Minisuomi	FIN	BMW Mini	29 (15.) 3:08.059	18 (26.) 3:16.247	33 (11.) 3:04.618	15 (29.) 4:19.407	95	0				0
22	102	Tamás KÁRAI Kárai Motorsport Sportegyesület	HUN	Audi A1	28 (16.) 3:08.495	17 (27.) 3:42.776	11 (31.) DNF	36 (8.) 3:03.093	92	0				0

Höljesbanan (1210m)

Published at...	Steward Mrs.Cheryl LYNCH	Steward Mr.Surinder THATTHI	Steward Mr.Bengt-Göran GRENANDER	
-----------------	-----------------------------	--------------------------------	-------------------------------------	--

Supercar Euro

SCE - 23

Official results

Pos.	No.	Driver Competitor/Entrant	Nat.	Car	Q1	Q2	Q3	Q4	Q Sum	Int. Pt.	SF1	SF2	Final	Ch. Pt.
23	38	Mandie AUGUST ALL-INKL.COM Muennich Motorsport	DEU	Audi S3	27 (17.) 3:09.984	24 (20.) 3:12.581	24 (20.) 3:09.926	17 (27.) 3:22.157	92	0				0
24	55	Paulius PLESKOVAS Baltijos Sportas Klaipedos m. TSK	LTU	Ford Fiesta	25 (19.) 3:12.789	23 (21.) 3:13.107	23 (21.) 3:10.103	16 (28.) 3:36.515	87	0				0
25	32	Tore KRISTOFFERSEN Tore Kristoffersen	NOR	Citröen DS3	11 (28.) DNF	25 (19.) 3:12.122	25 (19.) 3:08.975	19 (25.) 3:11.861	80	0				0
26	95	Andri ÕUN Reinsalu Sport	EST	Ford Fiesta	18 (26.) 3:45.739	19 (25.) 3:15.911	17 (27.) 3:13.934	25 (19.) 3:07.002	79	0				0
27	28	Jochen COOX Oud-Turnhout Rally Team	BEL	Volkswagen Polo	11 (27.) DNF	21 (23.) 3:14.661	19 (25.) 3:13.150	24 (20.) 3:07.567	75	0				0
28	80	Andreas STEFFEN Andreas Steffen	DEU	Ford Fiesta	11 (29.) DNF	26 (18.) 3:11.179	26 (18.) 3:06.933	11 (30.) DNF	74	0				0
29	37	Ari-Pekka NIEMI Ari-Pekka Niemi	FIN	Ford Fiesta	19 (25.) 3:36.697	11 (28.) DNF	21 (23.) 3:11.472	18 (26.) 3:13.958	69	0				0
30	30	Ole-Kristian TEMTE Ole Kristian Temte	NOR	Citröen C4	11 (30.) DNF	22 (22.) 3:14.587	15 (29.) 3:16.058	20 (24.) 3:11.347	68	0				0
31	16	Tom-Daniel TÅNEVIK Tom Daniel Tånevik	NOR	Volvo C30	11 (31.) DNF	11 (31.) DNF	20 (24.) 3:11.602	11 (31.) DNF	53	0				0
32	47	Tamás-Pál KISS Speedbox Racing Team Kft.	HUN	Peugeot 208	24 (20.) 3:14.021	0 (32.) DNS	0 (32.) DNS	0 (32.) DNS	24	0				0

Reprimand: #92

Höljesbanan (1210m)

Published at...	Steward Mrs.Cheryl LYNCH	Steward Mr.Surinder THATTHI	Steward Mr.Bengt-Göran GRENANDER	
-----------------	-----------------------------	--------------------------------	-------------------------------------	--

Page 2 of 2

Supercar Euro

Provisional Championship standing

Pos.	No.	Driver	Nat.	Car	ESP	PRT	HOC	BEL	GBR	NOR	SWE	CAN	FRA	LVA	DEU	ZAF	Rep.	Pen.	Ch. Pt
1	92	Anton MARKLUND	SWE	Volkswagen Polo	30 1					26 2	25 1							2	81
2	4	Robin LARSSON	SWE	Audi A1	16 8					28 1	18 8							0	62
3	24	Tommy RUSTAD	NOR	Peugeot 208	15 9					22 6	15 9							1	52
4	90	Thomas BRYNTESSON	NOR	Ford Fiesta	17 7					16 7	19 7							0	52
5	53	Alexander HVAAL	NOR	Volkswagen Polo	13 10					17 3	20 5							0	50
6	8	Peter HEDSTRÖM	SWE	Volkswagen Polo	0 29					19 4	24 2							0	43
7	47	Tamás-Pál KISS	HUN	Peugeot 208	22 2					18 5	0 32							0	40
8	77	René MUENNICH	DEU	Citroën DS3	17 4					0 19	17 3							0	34
9	111	Derek TOHILL	IRL	Ford Fiesta	13 5					9 10	9 11							0	31
10	91	Ola FRÖSHAUG	NOR	Ford Fiesta	4 13					10 9	15 4							0	29
11	2	Oliver O'DONOVAN	IRL	Ford Fiesta	18 3					4 13	1 16							1	23
12	73	Henning SOLBERG	NOR	Volkswagen Beetle	14 6					6 12	3 14							0	23
13	74	Jérôme GROSSET-JANIN	FRA	Citroën DS3	8 11					13 8	0 18							0	21
14	14	Jere KALLIOKOSKI	FIN	Peugeot 208	2 15					7 11	12 10							0	21
15	54	Mats ÖHMAN	SWE	Ford Fiesta						0 17	11 6							0	11
16	19	Magda ANDERSSON	SWE	Volkswagen Polo	0 28					2 15	6 12							0	8
17	69	Martin KACZMARSKI	POL	Ford Fiesta	7 12					0 24								1	7
18	22	Andréa DUBOURG	FRA	Citroën DS3	1 16					1 16	4 13							0	6
19	12	Riku TAHKO	FIN	BMW Mini	3 14					0 21	0 21							1	3
20	70	Knut-Ove BORSETH	NOR	Ford Focus						3 14								0	3
21	49	"M.D.K"	BEL	Ford Fiesta	0 18					0 28	2 15							0	2
22	62	Firmin CADEDDU	FRA	Citroën C4	0 17					0 18								0	0
23	63	Joachim HVAAL	NOR	Ford Fiesta	0 20					0 20	0 17							0	0
24	39	Philip GEHRMAN	SWE	Volkswagen Beetle							0 19							0	0
25	121	Philippe MALOIGNE	FRA	Peugeot 208	0 19													0	0
26	61	Stein Egil JENSSEN	NOR	Ford Fiesta							0 20							0	0
27	16	Tom-Daniel TÅNEVIK	NOR	Volvo C30	0 21					0 26	0 31							0	0

Supercar Euro

Provisional Championship standing

Pos.	No.	Driver	Nat.	Car	ESP	PRT	HOC	BEL	GBR	NOR	SWE	CAN	FRA	LVA	DEU	ZAF	Rep.	Pen.	Ch. Pt
28	102	Tamás KÁRAI	HUN	Audi A1	0 23					0 23	0 22							0	0
29	38	Mandie AUGUST	DEU	Audi S3	0 25					0 22	0 23							0	0
30	80	Andreas STEFFEN	DEU	Ford Fiesta	0 22					0 25	0 28							0	0
31	55	Paulius PLESKOVAS	LTU	Ford Fiesta						0 29	0 24							0	0
32	83	Patrick GUILLERME	FRA	Peugeot 208	0 24													0	0
33	32	Tore KRISTOFFERSEN	NOR	Citröen DS3	0 26					0 30	0 25							0	0
34	95	Andri ÕUN	EST	Ford Fiesta	0 27					0 27	0 26							0	0
35	28	Jochen COOX	BEL	Volkswagen Polo							0 27							0	0
36	37	Ari-Pekka NIEMI	FIN	Ford Fiesta							0 29							0	0
37	30	Ole-Kristian TEMTE	NOR	Citröen C4	0 30					0 31	0 30							0	0
38	23	Mart TIKKERBÄR	EST	Ford Fiesta						0 32								0	0

Höljesbanan (1210m)

S1600

SS - 01

List of starters

No.	Driver	Nat.	Competitor/Entrant	Car	Licence	Competitor Lic.
1	2	DNK	Ulrik Linnemann	Peugeot 208	07592	07592
2	3	CZE	Diana Czech National Team	Škoda Fabia	354	297
3	4	NOR	Anders Bjorland Hansen	Volkswagen Polo	IRAC23780	AN23780
4	5	CZE	LS Racing Czech National Team	Ford Fiesta	409	349
5	6	LTU	Taurages Automobiliu Klubas VŠJ	Škoda Fabia	2017-C/148	2017/36
6	8	NOR	Espen Isaksatre	Peugeot 208	AN3256	IRC32579
7	9	CZE	Zdenek Kucera	Škoda Fabia	413	413
8	10	EST	Ligur Racing	Škoda Fabia	141	023
9	11	FIN	Set Promotion	Renault Twingo	24711773	50030444
10	15	HUN	Volland Racing Kft.	Škoda Fabia	5043	811
11	16	CZE	Josef Šusta	Škoda Fabia	507	507
12	17	LVA	Volland Racing Kft.	Škoda Fabia	1705670002	811
13	18	HUN	Speedy Motorsport	Škoda Fabia	326	140
14	20	EST	RS Racing Team	Renault Twingo	190	036
15	23	HUN	Volland Racing Kft.	Škoda Fabia	4565	811
16	29	EST	Reinsalu Sport	Ford Ka	150	041
17	30	CZE	Jihocesky Autoclub V ACR	Peugeot 207	401	821
18	33	LVA	TT Motorsport	Renault Twingo	1705580002	1705310010
19	34	LVA	TT Motorsport	Renault Twingo	1705580003	1705310010
20	37	FRA	Jimmy Terpereau	Citröen C2	130826	130826
21	66	CZE	Veverka Czech National Team	Peugeot 208	259	234
22	80	NOR	Lars Christian Lote Rosland	Opel Corsa	IRC45480	AN45489
23	89	RUS	Set Promotion	Renault Twingo	#17098	50030444
24	97	NOR	Ada Marie Hvaal	Citröen C2	IRC46362	AN46362

24 drivers

These results are provisional until the conclusion of any judicial and technical inquiries.

Höljesbanan (1210m)

Published at...	Clerk of the Course Christer JÖNSSON		Timekeeper Peter MAJOSHAZI		
-----------------	---	--	-------------------------------	--	--

Printed: 6/30/2017 1:06:48 PM

Page 1 of 1

S1600

SS - 03

Free Practice 1

Ranking

Pos.	No.	Driver	Competitor/Entrant	Nat.	Car	Best lap	Diff	Laps
1	11	Jussi-Petteri LEPPihalme	Set Promotion	FIN	Renault Twingo	0:45.741		11
2	23	Krisztián SZABÓ	Volland Racing Kft.	HUN	Škoda Fabia	0:45.888	0:00.147	7
3	6	Kasparas NAVICKAS	Taurages Automobiliu Klubas VŠJ	LTU	Škoda Fabia	0:46.102	0:00.361	11
4	89	Timur SHIGABOUTDINOV	Set Promotion	RUS	Renault Twingo	0:46.187	0:00.446	11
5	20	Siim SALURI	RS Racing Team	EST	Renault Twingo	0:46.408	0:00.667	7
6	16	Josef ŠUSTA	Josef Šusta	CZE	Škoda Fabia	0:46.436	0:00.695	11
7	17	Artis BAUMANIS	Volland Racing Kft.	LVA	Škoda Fabia	0:46.446	0:00.705	11
8	10	Janno LIGUR	Ligur Racing	EST	Škoda Fabia	0:46.508	0:00.767	11
9	15	Gergely MARTON	Volland Racing Kft.	HUN	Škoda Fabia	0:46.630	0:00.889	7
10	2	Ulrik LINNEMANN	Ulrik Linnemann	DNK	Peugeot 208	0:46.794	0:01.053	3
11	8	Espen ISAKSATRE	Espen Isaksatre	NOR	Peugeot 208	0:46.844	0:01.103	8
12	33	Arnis ODINS	TT Motorsport	LVA	Renault Twingo	0:46.871	0:01.130	7
13	66	Václav VEVERKA	Veverka Czech National Team	CZE	Peugeot 208	0:46.989	0:01.248	7
14	5	Ondrej SMETANA	LS Racing Czech National Team	CZE	Ford Fiesta	0:47.013	0:01.272	7
15	4	Anders-Bjorland HANSEN	Anders Bjorland Hansen	NOR	Volkswagen Polo	0:47.060	0:01.319	7
16	97	Ada Marie HVAAL	Ada Marie Hvaal	NOR	Citröen C2	0:47.290	0:01.549	7
17	37	Jimmy TERPEREAU	Jimmy Terpereau	FRA	Citröen C2	0:47.301	0:01.560	11
18	18	SZIJJ "JOLLY" Zsolt	Speedy Motorsport	HUN	Škoda Fabia	0:47.376	0:01.635	7
19	9	Zdenek KUCERA	Zdenek Kucera	CZE	Škoda Fabia	0:47.378	0:01.637	11
20	3	Pavel VIMMER	Diana Czech National Team	CZE	Škoda Fabia	0:47.472	0:01.731	11
21	80	Lars-Christian ROSLAND	Lars Christian Lote Rosland	NOR	Opel Corsa	0:47.896	0:02.155	7
22	34	Juris SPIKIS	TT Motorsport	LVA	Renault Twingo	0:47.929	0:02.188	7
23	29	Arvo KASK	Reinsalu Sport	EST	Ford Ka	0:48.243	0:02.502	7
24	30	Marcel SUCHÝ	Jihocesky Autoclub V ACR	CZE	Peugeot 207	0:49.113	0:03.372	7

Total:24 Drivers included DNS: 0 ,DNF: 0 , EXC: 0

These results are provisional until the conclusion of any judicial and technical inquiries.

Höljesbanan (1210m)

Published at...	Clerk of the Course Christer JÖNSSON	Timekeeper Peter MAJOSHAZI	
-----------------	---	-------------------------------	--

Printed: 6/30/2017 3:10:22 PM

Page 1 of 8

S1600

SS - 03

Free Practice 1

Lap Times

1. 11 Jussi-Petteri LEPPihalme FIN Renault Twingo				
Lap	Laptime	Sector 1	Sector 2	Time of day
1.	00:46.482	17.2	29.2	14:04:51.711
2.	00:49.218	19.9	29.2	14:05:40.929
3.	00:45.841	16.9	28.8	14:06:26.770
4.	27:10.864	6:41	29.2	14:33:37.634
5.	00:45.810	16.7	29.0	14:34:23.444
6.	00:45.916	16.8	29.1	14:35:09.360
7.	00:50.003	20.4	29.5	14:35:59.363
8.	26:29.145	6:00	29.0	15:02:28.508
9.	00:46.233	17.0	29.1	15:03:14.741
10.	00:45.741	16.7	28.9	15:04:00.482
11.	00:46.004	16.9	29.0	15:04:46.486

2. 23 Krisztián SZABÓ HUN Škoda Fabia				
Lap	Laptime	Sector 1	Sector 2	Time of day
1.	00:46.421	17.3	29.1	14:11:06.210
2.	00:46.031	17.1	28.9	14:11:52.241
3.	00:48.377	19.6	28.7	14:12:40.618
4.	29:49.858	9:20	29.1	14:42:30.476
5.	00:45.888	16.8	29.0	14:43:16.364
6.	00:45.904	16.8	29.1	14:44:02.268
7.	00:49.433	20.2	29.2	14:44:51.701

3. 6 Kasparas NAVICKAS LTU Škoda Fabia				
Lap	Laptime	Sector 1	Sector 2	Time of day
1.	00:47.207	17.8	29.3	14:10:37.670
2.	00:46.861	17.2	29.6	14:11:24.531
3.	00:46.102	16.8	29.2	14:12:10.633
4.	21:22.901	2:52	29.9	14:33:33.534
5.	00:46.714	17.0	29.6	14:34:20.248
6.	00:46.789	17.0	29.7	14:35:07.037
7.	00:46.944	17.2	29.6	14:35:53.981
8.	16:14.622	5:45	29.2	14:52:08.603
9.	00:46.770	17.3	29.4	14:52:55.373
10.	00:46.426	16.9	29.4	14:53:41.799
11.	00:52.865	20.4	32.4	14:54:34.664

4. 89 Timur SHIGABOUTDINOV RUS Renault Twingo				
Lap	Laptime	Sector 1	Sector 2	Time of day
1.	00:48.056	18.3	29.7	14:04:48.477
2.	00:46.921	17.3	29.5	14:05:35.398
3.	00:49.415	20.1	29.2	14:06:24.813
4.	27:01.425	6:31	29.8	14:33:26.238
5.	00:46.509	17.0	29.4	14:34:12.747
6.	00:46.366	16.9	29.4	14:34:59.113
7.	00:49.823	20.1	29.6	14:35:48.936
8.	27:00.428	6:30	29.8	15:02:49.364
9.	00:46.375	17.0	29.3	15:03:35.739

These results are provisional until the conclusion of any judicial and technical inquiries.

Höljesbanan (1210m)

Published at...	Clerk of the Course Christer JÖNSSON		Timekeeper Peter MAJOSHAZI		
-----------------	---	--	-------------------------------	--	--

S1600

SS - 03

Free Practice 1

10.	00:46.187	16.7	29.4	15:04:21.926
11.	00:46.325	16.9	29.4	15:05:08.251

5. 20 Siim SALURI EST Renault Twingo				
Lap	Laptime	Sector 1	Sector 2	Time of day
1.	00:47.012	17.4	29.5	14:11:01.701
2.	00:46.836	17.3	29.4	14:11:48.537
3.	00:46.694	17.2	29.4	14:12:35.231
4.	03:06.133	9:36	30.0	14:42:41.364
5.	00:46.844	16.9	29.9	14:43:28.208
6.	00:46.408	16.9	29.4	14:44:14.616
7.	00:50.414	20.5	29.8	14:45:05.030

6. 16 Josef ŠUSTA CZE Škoda Fabia				
Lap	Laptime	Sector 1	Sector 2	Time of day
1.	00:46.612	17.2	29.3	14:10:57.407
2.	00:46.436	17.1	29.3	14:11:43.843
3.	00:49.449	20.2	29.1	14:12:33.292
4.	03:19.149	9:49	29.6	14:42:52.441
5.	00:51.353	21.5	29.7	14:43:43.794
6.	00:47.306	17.1	30.1	14:44:31.100
7.	00:46.652	17.2	29.4	14:45:17.752
8.	17:24.403	6:54	30.1	15:02:42.155
9.	01:03.701	17.2	46.4	15:03:45.856
10.	00:50.765	21.0	29.7	15:04:36.621
11.	00:47.261	17.4	29.8	15:05:23.882

7. 17 Artis BAUMANIS LVA Škoda Fabia				
Lap	Laptime	Sector 1	Sector 2	Time of day
1.	00:46.808	17.3	29.4	14:04:38.288
2.	00:46.753	17.3	29.4	14:05:25.041
3.	00:48.526	19.6	28.8	14:06:13.567
4.	27:37.588	7:07	30.2	14:33:51.155
5.	00:47.163	17.2	29.9	14:34:38.318
6.	00:47.503	17.0	30.4	14:35:25.821
7.	00:46.800	17.2	29.5	14:36:12.621
8.	26:18.494	5:49	29.2	15:02:31.115
9.	00:46.680	16.7	29.9	15:03:17.795
10.	00:46.446	17.1	29.3	15:04:04.241
11.	00:46.523	17.1	29.3	15:04:50.764

8. 10 Janno LIGUR EST Škoda Fabia				
Lap	Laptime	Sector 1	Sector 2	Time of day
1.	00:46.508	17.0	29.4	14:04:29.058
2.	00:49.342	19.9	29.3	14:05:18.400
3.	00:46.863	17.1	29.7	14:06:05.263
4.	27:48.792	7:18	29.9	14:33:54.055
5.	00:49.939	20.2	29.7	14:34:43.994
6.	00:47.256	16.9	30.2	14:35:31.250
7.	00:46.907	17.2	29.6	14:36:18.157
8.	26:38.206	6:08	29.5	15:02:56.363
9.	00:46.639	17.2	29.3	15:03:43.002

These results are provisional until the conclusion of any judicial and technical inquiries.

Höljesbanan (1210m)

Published at...	Clerk of the Course Christer JÖNSSON		Timekeeper Peter MAJOSHAZI		
-----------------	---	--	-------------------------------	--	--

Printed: 6/30/2017 3:10:22 PM

Page 4 of 8

S1600

SS - 03

Free Practice 1

10. 00:46.600 17.0 29.5 15:04:29.602
11. 00:46.508 17.1 29.3 15:05:16.110

9. 15 Gergely MARTON HUN Škoda Fabia				
Lap	Laptime	Sector 1	Sector 2	Time of day
1.	00:52.502	20.1	32.3	14:16:16.696
2.	00:48.307	17.7	30.5	14:17:05.003
3.	00:47.322	17.5	29.7	14:17:52.325
4.	24:44.581	4:14	30.1	14:42:36.906
5.	00:47.358	17.3	30.0	14:43:24.264
6.	00:47.146	17.4	29.7	14:44:11.410
7.	00:46.630	17.2	29.3	14:44:58.040

10. 2 Ulrik LINNEMANN DNK Peugeot 208				
Lap	Laptime	Sector 1	Sector 2	Time of day
1.	00:47.340	17.4	29.8	14:04:18.821
2.	00:49.699	20.1	29.5	14:05:08.520
3.	00:46.794	17.1	29.6	14:05:55.314

11. 8 Espen ISAKSATRE NOR Peugeot 208				
Lap	Laptime	Sector 1	Sector 2	Time of day
1.	00:47.138	17.3	29.7	14:16:03.105
2.	00:50.029	20.0	30.0	14:16:53.134
3.	00:46.961	17.3	29.6	14:17:40.095
4.	33:32.810	00.0	00.0	14:51:12.905
5.	00:51.881	21.9	29.9	14:52:04.786
6.	00:56.126	17.0	39.0	14:53:00.912
7.	00:46.844	16.8	29.9	14:53:47.756
8.	00:47.705	16.8	30.8	14:54:35.461

12. 33 Arnis ODINS LVA Renault Twingo				
Lap	Laptime	Sector 1	Sector 2	Time of day
1.	00:47.882	17.6	30.2	14:15:42.124
2.	00:51.008	20.7	30.2	14:16:33.132
3.	00:48.101	17.4	30.6	14:17:21.233
4.	34:58.680	4:28	30.0	14:52:19.913
5.	00:50.646	20.7	29.9	14:53:10.559
6.	00:46.871	16.9	29.9	14:53:57.430
7.	00:47.729	17.2	30.5	14:54:45.159

13. 66 Václav VEVERKA CZE Peugeot 208				
Lap	Laptime	Sector 1	Sector 2	Time of day
1.	00:47.407	17.8	29.5	14:10:24.700
2.	00:47.333	17.4	29.8	14:11:12.033
3.	00:51.556	21.2	30.2	14:12:03.589
4.	03:54.336	3:24	30.2	14:42:57.925
5.	00:46.989	17.2	29.7	14:43:44.914
6.	00:50.945	20.9	29.9	14:44:35.859
7.	00:47.151	17.2	29.9	14:45:23.010

14. 5 Ondrej SMETANA CZE Ford Fiesta				
Lap	Laptime	Sector 1	Sector 2	Time of day

These results are provisional until the conclusion of any judicial and technical inquiries.

Höljesbanan (1210m)

Published at...	Clerk of the Course Christer JÖNSSON		Timekeeper Peter MAJOSHAZI		
-----------------	---	--	-------------------------------	--	--

Printed: 6/30/2017 3:10:22 PM

Page 5 of 8

S1600

SS - 03

Free Practice 1

1.	00:50.232	20.5	29.7	14:10:51.888
2.	00:47.133	17.5	29.6	14:11:39.021
3.	00:49.692	20.2	29.4	14:12:28.713
4.	39:27.057	8:57	29.6	14:51:55.770
5.	00:47.235	17.3	29.8	14:52:43.005
6.	00:47.305	17.3	29.9	14:53:30.310
7.	00:47.013	17.1	29.8	14:54:17.323

15.	4 Anders-Bjorland HANSEN	NOR	Volkswagen Polo	
Lap	Laptime	Sector 1	Sector 2	Time of day
1.	00:47.290	17.3	29.9	14:16:09.139
2.	00:47.156	17.1	29.9	14:16:56.295
3.	00:47.274	17.4	29.8	14:17:43.569
4.	25:18.986	4:49	29.8	14:43:02.555
5.	00:55.941	17.2	32.2	14:43:58.496
6.	00:52.251	22.0	30.2	14:44:50.747
7.	00:47.060	17.0	30.0	14:45:37.807

16.	97 Ada Marie HVAAL	NOR	Citröen C2	
Lap	Laptime	Sector 1	Sector 2	Time of day
1.	00:47.781	17.5	30.1	14:15:47.611
2.	00:48.374	17.9	30.3	14:16:35.985
3.	00:47.704	17.5	30.2	14:17:23.689
4.	35:05.820	4:35	30.1	14:52:29.509
5.	00:47.783	17.0	30.6	14:53:17.292
6.	00:50.497	20.3	30.1	14:54:07.789
7.	00:47.290	17.2	30.0	14:54:55.079

17.	37 Jimmy TERPEREAU	FRA	Citröen C2	
Lap	Laptime	Sector 1	Sector 2	Time of day
1.	00:49.239	18.4	30.8	14:05:04.856
2.	00:49.003	17.9	31.0	14:05:53.859
3.	00:48.582	18.0	30.4	14:06:42.441
4.	27:17.782	6:47	30.7	14:34:00.223
5.	00:48.443	18.2	30.2	14:34:48.666
6.	00:47.834	18.1	29.7	14:35:36.500
7.	00:53.319	21.8	31.4	14:36:29.819
8.	26:07.257	5:37	30.1	15:02:37.076
9.	00:47.662	18.0	29.6	15:03:24.738
10.	00:47.301	17.7	29.5	15:04:12.039
11.	00:47.322	17.7	29.5	15:04:59.361

18.	18 SZIJJ "JOLLY" Zsolt	HUN	Škoda Fabia	
Lap	Laptime	Sector 1	Sector 2	Time of day
1.	00:51.515	21.1	30.4	14:15:59.407
2.	00:48.259	17.7	30.5	14:16:47.666
3.	00:47.791	17.5	30.2	14:17:35.457
4.	25:14.909	4:44	30.3	14:42:50.366
5.	00:47.376	17.3	29.9	14:43:37.742
6.	00:48.225	17.2	30.9	14:44:25.967
7.	00:47.442	17.5	29.9	14:45:13.409

These results are provisional until the conclusion of any judicial and technical inquiries.

Höljesbanan (1210m)

Published at...	Clerk of the Course Christer JÖNSSON		Timekeeper Peter MAJOSHAZI		
-----------------	---	--	-------------------------------	--	--

Printed: 6/30/2017 3:10:22 PM

Page 6 of 8

S1600

SS - 03

Free Practice 1

19. 9 Zdenek KUCERA CZE Škoda Fabia				
Lap	Laptime	Sector 1	Sector 2	Time of day
1.	00:49.786	18.5	31.2	14:10:48.126
2.	00:49.326	18.1	31.1	14:11:37.452
3.	00:48.757	17.8	30.9	14:12:26.209
4.	21:16.864	2:46	30.7	14:33:43.073
5.	00:48.524	17.8	30.6	14:34:31.597
6.	00:51.991	21.5	30.4	14:35:23.588
7.	00:48.777	17.9	30.8	14:36:12.365
8.	26:49.921	6:19	30.2	15:03:02.286
9.	00:48.159	17.7	30.4	15:03:50.445
10.	00:47.601	17.5	30.0	15:04:38.046
11.	00:47.378	17.2	30.1	15:05:25.424

20. 3 Pavel VIMMER CZE Škoda Fabia				
Lap	Laptime	Sector 1	Sector 2	Time of day
1.	00:48.159	17.6	30.5	14:04:25.803
2.	00:51.355	21.2	30.0	14:05:17.158
3.	00:47.704	17.6	30.0	14:06:04.862
4.	28:00.819	7:29	31.4	14:34:05.681
5.	00:47.956	17.6	30.3	14:34:53.637
6.	00:48.275	17.9	30.3	14:35:41.912
7.	00:52.760	22.1	30.6	14:36:34.672
8.	26:17.718	5:47	30.4	15:02:52.390
9.	00:47.701	17.4	30.2	15:03:40.091
10.	00:47.472	17.2	30.2	15:04:27.563
11.	00:51.285	21.3	29.9	15:05:18.848

21. 80 Lars-Christian ROSLAND NOR Opel Corsa				
Lap	Laptime	Sector 1	Sector 2	Time of day
1.	00:49.145	18.0	31.1	14:16:20.384
2.	00:52.405	21.4	30.9	14:17:12.789
3.	00:47.896	17.8	30.0	14:18:00.685
4.	34:24.656	3:54	30.4	14:52:25.341
5.	00:48.030	17.4	30.5	14:53:13.371
6.	00:52.206	21.1	31.0	14:54:05.577
7.	00:48.852	17.6	31.2	14:54:54.429

22. 34 Juris SPIKIS LVA Renault Twingo				
Lap	Laptime	Sector 1	Sector 2	Time of day
1.	00:49.141	19.0	30.1	14:10:39.291
2.	00:48.659	17.9	30.7	14:11:27.950
3.	00:49.165	17.9	31.1	14:12:17.115
4.	39:33.205	9:03	30.0	14:51:50.320
5.	00:48.336	17.5	30.7	14:52:38.656
6.	00:47.929	17.7	30.1	14:53:26.585
7.	00:48.202	17.9	30.2	14:54:14.787

23. 29 Arvo KASK EST Ford Ka				
Lap	Laptime	Sector 1	Sector 2	Time of day
1.	00:48.406	18.0	30.3	14:15:55.466

These results are provisional until the conclusion of any judicial and technical inquiries.

Höljesbanan (1210m)

Published at...	Clerk of the Course Christer JÖNSSON		Timekeeper Peter MAJOSHAZI		
-----------------	---	--	-------------------------------	--	--

Printed: 6/30/2017 3:10:22 PM

Page 7 of 8

S1600

SS - 03

Free Practice 1

2.	00:50.730	20.4	30.2	14:16:46.196
3.	00:48.920	18.0	30.8	14:17:35.116
4.	34:43.985	4:13	30.3	14:52:19.101
5.	00:48.243	17.7	30.4	14:53:07.344
6.	00:52.234	21.5	30.7	14:53:59.578
7.	00:48.532	17.6	30.8	14:54:48.110

24. 30 Marcel SUCHÝ CZE Peugeot 207				
Lap	Laptime	Sector 1	Sector 2	Time of day
1.	00:52.990	22.1	30.8	14:15:44.738
2.	00:56.251	24.7	31.5	14:16:40.989
3.	00:49.733	18.6	31.0	14:17:30.722
4.	25:40.260	5:08	32.2	14:43:10.982
5.	00:49.184	18.4	30.7	14:44:00.166
6.	00:49.113	17.9	31.1	14:44:49.279
7.	00:53.013	22.3	30.6	14:45:42.292

These results are provisional until the conclusion of any judicial and technical inquiries.

Höljesbanan (1210m)

Published at...	Clerk of the Course Christer JÖNSSON	Timekeeper Peter MAJOSHAZI	
-----------------	---	-------------------------------	--

Printed: 6/30/2017 3:10:22 PM

Page 8 of 8

S1600

SS - 02

Provisional Grid Sheet for Q 1 by the draw (Right Pole)

P5	P4	P3	P2	POLE
Race 1				
	20	80	34	11
Race 2				
2	33	37	89	8
Race 3				
97	4	6	5	10
Race 4				
30	9	29	66	3
Race 5				
17	15	18	16	23

R1

11 Jussi-Petteri LEPPihalme FIN
 34 Juris SPIKIS LVA
 80 Lars-Christian ROSLAND NOR
 20 Siim SALURI EST

R2

8 Espen ISAKSATRE NOR
 89 Timur SHIGABOUTDINOV RUS
 37 Jimmy TERPEREAU FRA
 33 Arnis ODINS LVA
 2 Ulrik LINNEMANN DNK

R3

10 Janno LIGUR EST
 5 Ondrej SMETANA CZE
 6 Kasparas NAVICKAS LTU
 4 Anders-Bjorland HANSEN NOR
 97 Ada Marie HVAAL NOR

R4

3 Pavel VIMMER CZE
 66 Václav VEVERKA CZE
 29 Arvo KASK EST
 9 Zdenek KUCERA CZE
 30 Marcel SUCHÝ CZE

R5

23 Krisztián SZABÓ HUN
 16 Josef ŠUSTA CZE
 18 SZIJJ "JOLLY" Zsolt HUN
 15 Gergely MARTON HUN
 17 Artis BAUMANIS LVA

These results are provisional until the conclusion of any judicial and technical inquiries.

Höljesbanan (1210m)

Published at...	Clerk of the Course Christer JÖNSSON		Timekeeper Peter MAJOSHAZI		
-----------------	---	--	-------------------------------	--	--

Printed: 6/30/2017 1:24:22 PM

Page 1 of 1

S1600

SS - 04

Result of Q 1

Pos.	No.	Driver Competitor/Entrant	Nat./Car	Total Tm Laps/Jok/Race	Gap Penalty	Lap0	Lap1 S1 S2	Lap2 S1 S2	Lap3 S1 S2	Lap4 S1 S2	Pts.
1	89	Timur SHIGABOUTDINOV Set Promotion	RUS Renault Twingo	3:13.394 4/1 R2	-		0:54.729 24.9 29.7	0:45.988 16.7 29.2	0:46.239 16.7 29.4	0:46.438 17.0 29.3	50
2	17	Artis BAUMANIS Volland Racing Kft.	LVA Škoda Fabia	3:13.497 4/1 R5	0:00.103 -		0:51.525 21.8 29.7	0:46.353 17.1 29.1	0:46.126 16.8 29.2	0:49.493 20.2 29.2	45
3	23	Krisztián SZABÓ Volland Racing Kft.	HUN Škoda Fabia	3:14.474 4/1 R5	0:01.080 -		0:55.371 25.9 29.4	0:46.436 16.9 29.4	0:46.216 16.9 29.2	0:46.451 16.9 29.4	42
4	11	Jussi-Petteri LEPPihalme Set Promotion	FIN Renault Twingo	3:16.162 4/1 R1	0:02.768 -		0:55.400 25.4 29.9	0:47.782 17.3 30.4	0:46.724 17.0 29.6	0:46.256 17.0 29.1	40
5	2	Ulrik LINNEMANN Ulrik Linnemann	DNK Peugeot 208	3:17.031 4/1 R2	0:03.637 -		0:51.823 21.8 30.0	0:47.261 17.1 30.0	0:47.586 17.3 30.2	0:50.361 20.2 30.1	39
6	8	Espen ISAKSATRE Espen Isaksatre	NOR Peugeot 208	3:17.482 4/1 R2	0:04.088 -		0:52.523 22.6 29.8	0:47.171 16.9 30.1	0:50.184 20.0 30.1	0:47.604 17.3 30.2	38
7	20	Siim SALURI RS Racing Team	EST Renault Twingo	3:17.572 4/1 R1	0:04.178 -		0:52.519 22.5 30.0	0:47.375 17.1 30.1	0:47.658 17.2 30.4	0:50.020 20.1 29.8	37
8	5	Ondrej SMETANA LS Racing Czech National Team	CZE Ford Fiesta	3:17.965 4/1 R3	0:04.571 -		0:52.594 22.3 30.2	0:47.353 17.3 30.0	0:47.285 17.2 30.0	0:50.733 20.4 30.3	36
9	16	Josef ŠUSTA Josef Šusta	CZE Škoda Fabia	3:17.978 4/1 R5	0:04.584 -		0:52.699 22.2 30.4	0:50.719 20.7 29.9	0:47.286 17.3 29.8	0:47.274 17.3 29.9	35
10	37	Jimmy TERPEREAU Jimmy Terpereau	FRA Citröen C2	3:18.057 4/1 R2	0:04.663 -		0:53.035 23.1 29.9	0:51.138 21.3 29.7	0:46.945 17.3 29.5	0:46.939 17.3 29.5	34
11	15	Gergely MARTON Volland Racing Kft.	HUN Škoda Fabia	3:18.206 4/1 R5	0:04.812 -		0:53.574 23.5 30.0	0:47.265 17.1 30.0	0:50.387 20.6 29.7	0:46.980 17.4 29.5	33
12	33	Arnis ODINS TT Motorsport	LVA Renault Twingo	3:19.893 4/1 R2	0:06.499 -		0:57.678 27.1 30.5	0:47.010 17.1 29.8	0:47.714 17.3 30.3	0:47.491 17.2 30.2	32
13	34	Juris SPIKIS TT Motorsport	LVA Renault Twingo	3:20.404 4/1 R1	0:07.010 -		0:53.622 22.8 30.7	0:47.736 17.5 30.2	0:47.602 17.6 29.9	0:51.444 21.1 30.2	31
14	4	Anders-Bjorland HANSEN Anders Bjorland Hansen	NOR Volkswagen Polo	3:20.624 4/1 R3	0:07.230 -		0:56.970 26.4 30.4	0:48.189 17.4 30.7	0:47.690 17.3 30.3	0:47.775 17.1 30.6	30
15	3	Pavel VIMMER Diana Czech National Team	CZE Škoda Fabia	3:20.840 4/1 R4	0:07.446 -		0:53.279 22.1 31.1	0:47.938 17.4 30.4	0:47.994 17.6 30.3	0:51.629 21.4 30.2	29
16	66	Václav VEVERKA Veverka Czech National Team	CZE Peugeot 208	3:21.455 4/1 R4	0:08.061 -		0:53.670 22.7 30.8	0:48.295 17.5 30.7	0:51.242 20.6 30.5	0:48.248 17.8 30.4	28
17	18	SZIJJ "JOLLY" Zsolt Speedy Motorsport	HUN Škoda Fabia	3:21.928 4/1 R5	0:08.534 -		0:58.171 28.0 30.0	0:47.386 17.1 30.2	0:48.051 18.0 29.9	0:48.320 17.5 30.7	27
18	9	Zdenek KUCERA Zdenek Kucera	CZE Škoda Fabia	3:22.290 4/1 R4	0:08.896 -		0:57.211 26.9 30.2	0:47.982 17.4 30.5	0:48.813 18.1 30.6	0:48.284 17.5 30.7	26
19	80	Lars-Christian ROSLAND Lars Christian Lote Rosland	NOR Opel Corsa	3:22.434 4/1 R1	0:09.040 -		0:54.507 23.3 31.1	0:48.419 17.6 30.8	0:51.545 20.8 30.6	0:47.963 17.4 30.4	25
20	6	Kasparas NAVICKAS Taurages Automobiliu Klubas VŠJ	LTU Škoda Fabia	3:23.132 4/1 R3	0:09.738 -		0:57.937 27.0 30.8	0:50.400 20.2 30.1	0:47.303 17.4 29.8	0:47.492 17.0 30.4	24
21	29	Arvo KASK Reinsalu Sport	EST Ford Ka	3:25.703 4/1 R4	0:12.309 -		0:58.236 27.3 30.8	0:49.499 18.0 31.4	0:48.752 17.6 31.1	0:49.216 18.1 31.0	23
22	30	Marcel SUCHÝ Jihocesky Autoklub V ACR	CZE Peugeot 207	3:30.774 4/2 R4	0:17.380 -		0:54.630 23.8 30.8	0:53.776 21.9 31.7	0:53.398 22.3 31.0	0:48.970 18.1 30.8	22
DNF	10	Janno LIGUR Ligur Racing	EST Škoda Fabia	- 1/1 R3	+3 LAP -		0:58.417 26.0 32.3				19
DNF	97	Ada Marie HVAAL Ada Marie Hvaal	NOR Citröen C2	- 0/0 R3	+4 LAP -						19

#30 - False start

These results are provisional until the conclusion of any judicial and technical inquiries.

Höljesbanan (1210m)

Published at...	Clerk of the Course Christer JÖNSSON	Timekeeper Peter MAJOSHAZI	
-----------------	---	-------------------------------	--

Printed: 6/30/2017 4:08:53 PM

Page 1 of 1

S1600

SS - 05

Provisional Grid Sheet for Q 2 (Right Pole)

P5	P4	P3	P2	POLE
Race 1				
	97	10	30	29
Race 2				
6	80	9	18	66
Race 3				
3	4	34	33	15
Race 4				
37	16	5	20	8
Race 5				
2	11	23	17	89

R1

29 Arvo KASK EST
 30 Marcel SUCHÝ CZE
 10 Janno LIGUR EST
 97 Ada Marie HVAAL NOR

R2

66 Václav VEVERKA CZE
 18 SZIJJ "JOLLY" Zsolt HUN
 9 Zdenek KUCERA CZE
 80 Lars-Christian ROSLAND NOR
 6 Kasparas NAVICKAS LTU

R3

15 Gergely MARTON HUN
 33 Arnis ODINS LVA
 34 Juris SPIKIS LVA
 4 Anders-Bjorland HANSEN NOR
 3 Pavel VIMMER CZE

R4

8 Espen ISAKSATRE NOR
 20 Siim SALURI EST
 5 Ondrej SMETANA CZE
 16 Josef ŠUSTA CZE
 37 Jimmy TERPEREAU FRA

R5

89 Timur SHIGABOUTDINOV RUS
 17 Artis BAUMANIS LVA
 23 Krisztián SZABÓ HUN
 11 Jussi-Petteri LEPPihalme FIN
 2 Ulrik LINNEMANN DNK

These results are provisional until the conclusion of any judicial and technical inquiries.

Höljesbanan (1210m)

Published at...	Clerk of the Course Christer JÖNSSON		Timekeeper Peter MAJOSHAZI		
-----------------	---	--	-------------------------------	--	--

Printed: 6/30/2017 4:11:25 PM

Page 1 of 1

S1600

SS - 07

Result after Q 2

Pos.	No.	Driver Competitor/Entrant	Nat. Car Ch.	Q1	Q2	Q3	Q4	Q Sum	Int. Pt.	SF1	SF2	Final	Ch. Pt.	Ch Sum
1	89	Timur SHIGABOUTDINOV Set Promotion	RUS Renault Twingo	50 (1.) 3:13.394	50 (1.) 3:13.741			100						
2	17	Artis BAUMANIS Volland Racing Kft.	LVA Škoda Fabia	45 (2.) 3:13.497	45 (2.) 3:14.491			90						
3	11	Jussi-Petteri LEPPihalme Set Promotion	FIN Renault Twingo	40 (4.) 3:16.162	42 (3.) 3:14.835			82						
4	23	Krisztián SZABÓ Volland Racing Kft.	HUN Škoda Fabia	42 (3.) 3:14.474	38 (6.) 3:16.241			80						
5	2	Ulrik LINNEMANN Ulrik Linnemann	DNK Peugeot 208	39 (5.) 3:17.031	36 (8.) 3:16.780			75						
6	5	Ondrej SMETANA LS Racing Czech National Team	CZE Ford Fiesta	36 (8.) 3:17.965	37 (7.) 3:16.743			73						
7	8	Espen ISAKSATRE Espen Isaksatre	NOR Peugeot 208	38 (6.) 3:17.482	34 (10.) 3:18.156			72						
8	20	Siim SALURI RS Racing Team	EST Renault Twingo	37 (7.) 3:17.572	33 (11.) 3:18.436			70						
9	15	Gergely MARTON Volland Racing Kft.	HUN Škoda Fabia	33 (11.) 3:18.206	35 (9.) 3:17.680			68						
10	37	Jimmy TERPEREAU Jimmy Terpereau	FRA Citroën C2	34 (10.) 3:18.057	31 (13.) 3:19.207			65						
11	6	Kasparas NAVICKAS Taurages Automobiliu Klubas VŠJ	LTU Škoda Fabia	24 (20.) 3:23.132	40 (4.) 3:15.804			64						
12	16	Josef ŠUSTA Josef Šusta	CZE Škoda Fabia	35 (9.) 3:17.978	29 (15.) 3:19.704			64						
13	4	Anders-Bjorland HANSEN Anders Bjorland Hansen	NOR Volkswagen Polo	30 (14.) 3:20.624	32 (12.) 3:19.156			62						
14	33	Arnis ODINS TT Motorsport	LVA Renault Twingo	32 (12.) 3:19.893	30 (14.) 3:19.395			62						
15	10	Janno LIGUR Ligur Racing	EST Škoda Fabia	19 (23.) DNF	39 (5.) 3:15.834			58						
16	66	Václav VEVERKA Veverka Czech National Team	CZE Peugeot 208	28 (16.) 3:21.455	28 (16.) 3:19.771			56						
17	3	Pavel VIMMER Diana Czech National Team	CZE Škoda Fabia	29 (15.) 3:20.840	26 (18.) 3:20.734			55						
18	34	Juris SPIKIS TT Motorsport	LVA Renault Twingo	31 (13.) 3:20.404	23 (21.) 3:23.409			54						
19	18	SZIJJ "JOLLY" Zsolt Speedy Motorsport	HUN Škoda Fabia	27 (17.) 3:21.928	24 (20.) 3:23.048			51						
20	80	Lars-Christian ROSLAND Lars Christian Lote Rosland	NOR Opel Corsa	25 (19.) 3:22.434	25 (19.) 3:22.828			50						
21	97	Ada Marie HVAAL Ada Marie Hvaal	NOR Citroën C2	19 (24.) DNF	27 (17.) 3:20.385			46						
22	29	Arvo KASK Reinsalu Sport	EST Ford Ka	23 (21.) 3:25.703	22 (22.) 3:24.556			45						
23	9	Zdenek KUCERA Zdenek Kucera	CZE Škoda Fabia	26 (18.) 3:22.290	19 (24.) DNF			45						
24	30	Marcel SUCHÝ Jihocesky Autoclub V ACR	CZE Peugeot 207	22 (22.) 3:30.774	21 (23.) 3:27.076			43						

24 drivers

These results are provisional until the conclusion of any judicial and technical inquiries.

Höljesbanan (1210m)

Published at...	Clerk of the Course Christer JÖNSSON		Timekeeper Peter MAJOSHAZI		
-----------------	---	--	-------------------------------	--	--

S1600

SS - 06

Result of Q 2

Pos.	No.	Driver Competitor/Entrant	Nat./Car	Total Tm Laps/Jok/Race	Gap Penalty	Lap0	Lap1 S1 S2	Lap2 S1 S2	Lap3 S1 S2	Lap4 S1 S2	Pts.
1	89	Timur SHIGABOUTDINOV Set Promotion	RUS Renault Twingo	3:13.741 4/1 R5	-		0:55.192 25.2 29.9	0:46.356 17.1 29.2	0:46.084 16.8 29.2	0:46.109 16.9 29.1	50
2	17	Artis BAUMANIS Volland Racing Kft.	LVA Škoda Fabia	3:14.491 4/1 R5	0:00.750 -		0:50.999 21.7 29.2	0:46.748 17.1 29.6	0:46.272 17.0 29.2	0:50.472 21.0 29.4	45
3	11	Jussi-Petteri LEPPihalme Set Promotion	FIN Renault Twingo	3:14.835 4/1 R5	0:01.094 -		0:52.195 22.4 29.7	0:46.360 16.9 29.4	0:49.659 20.4 29.2	0:46.621 17.0 29.5	42
4	6	Kasparas NAVICKAS Taurages Automobiliu Klubas VŠJ	LTU Škoda Fabia	3:15.804 4/1 R2	0:02.063 -		0:51.758 21.7 30.0	0:47.043 17.1 29.8	0:46.830 17.0 29.7	0:50.173 20.4 29.7	40
5	10	Janno LIGUR Ligur Racing	EST Škoda Fabia	3:15.834 4/1 R1	0:02.093 -		0:51.790 22.0 29.7	0:46.799 17.1 29.6	0:46.924 17.0 29.9	0:50.321 20.5 29.7	39
6	23	Krisztián SZABÓ Volland Racing Kft.	HUN Škoda Fabia	3:16.241 4/1 R5	0:02.500 -		0:52.471 22.0 30.4	0:47.008 17.0 29.9	0:50.085 20.4 29.6	0:46.677 16.9 29.7	38
7	5	Ondrej SMETANA LS Racing Czech National Team	CZE Ford Fiesta	3:16.743 4/1 R4	0:03.002 -		0:52.188 22.1 30.0	0:46.973 17.3 29.5	0:47.221 17.2 29.9	0:50.361 20.4 29.9	37
8	2	Ulrik LINNEMANN Ulrik Linnemann	DNK Peugeot 208	3:16.780 4/1 R5	0:03.039 -		0:56.688 26.5 30.1	0:46.796 17.2 29.5	0:46.701 17.3 29.3	0:46.595 17.0 29.5	36
9	15	Gergely MARTON Volland Racing Kft.	HUN Škoda Fabia	3:17.680 4/1 R3	0:03.939 -		0:52.351 22.3 30.0	0:47.087 17.5 29.5	0:47.154 17.3 29.7	0:51.088 21.1 29.9	35
10	8	Espen ISAKSATRE Espen Isaksatre	NOR Peugeot 208	3:18.156 4/1 R4	0:04.415 -		0:56.316 26.2 30.0	0:47.261 17.0 30.2	0:47.082 17.1 29.9	0:47.497 17.1 30.3	34
11	20	Siim SALURI RS Racing Team	EST Renault Twingo	3:18.436 4/1 R4	0:04.695 -		0:53.786 23.2 30.5	0:50.170 20.4 29.7	0:47.164 17.3 29.7	0:47.316 17.3 29.9	33
12	4	Anders-Bjorland HANSEN Anders Bjorland Hansen	NOR Volkswagen Polo	3:19.156 4/1 R3	0:05.415 -		0:56.342 25.8 30.4	0:47.338 17.3 30.0	0:47.647 17.4 30.2	0:47.829 17.6 30.1	32
13	37	Jimmy TERPEREAU Jimmy Terpereau	FRA Citroën C2	3:19.207 4/1 R4	0:05.466 -		0:57.427 27.4 29.9	0:47.192 17.6 29.5	0:46.934 17.5 29.3	0:47.654 17.7 29.9	31
14	33	Arnis ODINS TT Motorsport	LVA Renault Twingo	3:19.395 4/1 R3	0:05.654 -		0:56.896 26.7 30.1	0:47.264 17.2 29.9	0:47.582 17.3 30.2	0:47.653 17.5 30.1	30
15	16	Josef ŠUSTA Josef Šusta	CZE Škoda Fabia	3:19.704 4/1 R4	0:05.963 -		0:53.438 22.7 30.7	0:47.599 17.5 30.0	0:47.503 17.5 29.9	0:51.164 21.0 30.1	29
16	66	Václav VEVERKA Veverka Czech National Team	CZE Peugeot 208	3:19.771 4/1 R2	0:06.030 -		0:52.942 22.2 30.7	0:47.853 17.6 30.2	0:47.792 17.2 30.5	0:51.184 20.7 30.4	28
17	97	Ada Marie HVAAL Ada Marie Hvaal	NOR Citroën C2	3:20.385 4/1 R1	0:06.644 -		0:53.514 22.7 30.7	0:47.652 17.4 30.1	0:47.728 17.4 30.2	0:51.491 20.9 30.5	27
18	3	Pavel VIMMER Diana Czech National Team	CZE Škoda Fabia	3:20.734 4/1 R3	0:06.993 -		0:53.428 22.9 30.4	0:47.710 17.6 30.0	0:47.534 17.5 30.0	0:52.062 21.7 30.2	26
19	80	Lars-Christian ROSLAND Lars Christian Lote Rosland	NOR Opel Corsa	3:22.828 4/1 R2	0:09.087 -		0:54.863 00.0 00.0	0:48.190 00.0 00.0	0:51.787 00.0 00.0	0:47.988 00.0 00.0	25
20	18	SZIJJ "JOLLY" Zsolt Speedy Motorsport	HUN Škoda Fabia	3:23.048 4/1 R2	0:09.307 -		0:54.015 23.0 30.9	0:52.118 21.2 30.8	0:48.307 17.6 30.6	0:48.608 17.6 30.9	24
21	34	Juris SPIKIS TT Motorsport	LVA Renault Twingo	3:23.409 4/1 R3	0:09.668 -		0:54.503 23.1 31.3	0:48.318 17.4 30.8	0:47.892 17.6 30.2	0:52.696 21.9 30.7	23
22	29	Arvo KASK Reinsalu Sport	EST Ford Ka	3:24.556 4/1 R1	0:10.815 -		0:58.348 27.0 31.2	0:48.766 18.0 30.6	0:48.775 17.8 30.9	0:48.667 17.9 30.7	22
23	30	Marcel SUCHÝ Jihocesky Autoclub V ACR	CZE Peugeot 207	3:27.076 4/1 R1	0:13.335 -		0:54.722 23.5 31.1	0:53.903 22.4 31.4	0:49.383 18.3 31.0	0:49.068 18.1 30.8	21
DNF	9	Zdenek KUCERA Zdenek Kucera	CZE Škoda Fabia	- 1/1 R2	+3 LAP -		0:58.267 26.8 31.3				19

These results are provisional until the conclusion of any judicial and technical inquiries.

Höljesbanan (1210m)

Published at...	Clerk of the Course Christer JÖNSSON	Timekeeper Peter MAJOSHAZI	
-----------------	---	-------------------------------	--

Printed: 6/30/2017 7:22:04 PM

Page 1 of 1

S1600

SS - 08

Warm-up

Ranking

Pos.	No.	Driver	Competitor/Entrant	Nat.	Car	Best lap	Diff	Laps
1	20	Siim SALURI	RS Racing Team	EST	Renault Twingo	0:46.552		1
2	11	Jussi-Petteri LEPPihalme	Set Promotion	FIN	Renault Twingo	0:46.660	0:00.108	1
3	89	Timur SHIGABOUTDINOV	Set Promotion	RUS	Renault Twingo	0:46.833	0:00.281	1
4	10	Janno LIGUR	Ligur Racing	EST	Škoda Fabia	0:46.910	0:00.358	1
5	23	Krisztián SZABÓ	Volland Racing Kft.	HUN	Škoda Fabia	0:46.965	0:00.413	1
6	17	Artis BAUMANIS	Volland Racing Kft.	LVA	Škoda Fabia	0:47.160	0:00.608	1
7	8	Espen ISAKSATRE	Espen Isaksatre	NOR	Peugeot 208	0:47.313	0:00.761	1
8	15	Gergely MARTON	Volland Racing Kft.	HUN	Škoda Fabia	0:47.358	0:00.806	1
9	37	Jimmy TERPEREAU	Jimmy Terpereau	FRA	Citröen C2	0:47.434	0:00.882	1
10	4	Anders-Bjorland HANSEN	Anders Bjorland Hansen	NOR	Volkswagen Polo	0:47.637	0:01.085	1
11	33	Arnis ODINS	TT Motorsport	LVA	Renault Twingo	0:47.648	0:01.096	1
12	16	Josef ŠUSTA	Josef Šusta	CZE	Škoda Fabia	0:47.892	0:01.340	1
13	66	Václav VEVERKA	Veverka Czech National Team	CZE	Peugeot 208	0:48.482	0:01.930	1
14	34	Juris SPIKIS	TT Motorsport	LVA	Renault Twingo	0:48.646	0:02.094	1
15	5	Ondrej SMETANA	LS Racing Czech National Team	CZE	Ford Fiesta	0:48.722	0:02.170	1
16	6	Kasparas NAVICKAS	Taurages Automobiliu Klubas VŠJ	LTU	Škoda Fabia	0:48.881	0:02.329	1
17	30	Marcel SUCHÝ	Jihocesky Autoclub V ACR	CZE	Peugeot 207	0:49.419	0:02.867	1
18	18	SZIJJ "JOLLY" Zsolt	Speedy Motorsport	HUN	Škoda Fabia	0:49.965	0:03.413	1
19	97	Ada Marie HVAAL	Ada Marie Hvaal	NOR	Citröen C2	0:51.396	0:04.844	1
20	80	Lars-Christian ROSLAND	Lars Christian Lote Rosland	NOR	Opel Corsa	0:51.799	0:05.247	1
21	29	Arvo KASK	Reinsalu Sport	EST	Ford Ka	0:52.020	0:05.468	1
22	3	Pavel VIMMER	Diana Czech National Team	CZE	Škoda Fabia	0:52.559	0:06.007	1
DNF	2	Ulrik LINNEMANN	Ulrik Linnemann	DNK	Peugeot 208	0:00.000	-	0
DNS	9	Zdenek KUCERA	Zdenek Kucera	CZE	Škoda Fabia	-	-	0

Total:24 Drivers included DNS: 1 ,DNF: 1 , EXC: 0

These results are provisional until the conclusion of any judicial and technical inquiries.

Höljesbanan (1210m)

Published at...	Clerk of the Course Christer JÖNSSON	Timekeeper Peter MAJOSHAZI	
-----------------	---	-------------------------------	--

Printed: 7/1/2017 9:04:24 AM

Page 1 of 4

S1600

SS - 08

Warm-up

Lap Times

1.	20 Siim SALURI	EST	Renault Twingo		
Lap	Laptime	Sector 1	Sector 2	Time of day	
1.	00:46.552	17.5	29.0	08:41:33.283	
2.	11 Jussi-Petteri LEPPihalme	FIN	Renault Twingo		
Lap	Laptime	Sector 1	Sector 2	Time of day	
1.	00:46.660	17.3	29.3	08:55:53.612	
3.	89 Timur SHIGABOUTDINOV	RUS	Renault Twingo		
Lap	Laptime	Sector 1	Sector 2	Time of day	
1.	00:46.833	17.1	29.6	08:56:00.478	
4.	10 Janno LIGUR	EST	Škoda Fabia		
Lap	Laptime	Sector 1	Sector 2	Time of day	
1.	00:46.910	17.5	29.4	08:35:35.523	
5.	23 Krisztián SZABÓ	HUN	Škoda Fabia		
Lap	Laptime	Sector 1	Sector 2	Time of day	
1.	00:46.965	17.3	29.6	08:53:06.203	
6.	17 Artis BAUMANIS	LVA	Škoda Fabia		
Lap	Laptime	Sector 1	Sector 2	Time of day	
1.	00:47.160	17.5	29.6	08:53:16.320	
7.	8 Espen ISAKSATRE	NOR	Peugeot 208		
Lap	Laptime	Sector 1	Sector 2	Time of day	
1.	00:47.313	17.2	30.1	08:35:56.791	
8.	15 Gergely MARTON	HUN	Škoda Fabia		
Lap	Laptime	Sector 1	Sector 2	Time of day	
1.	00:47.358	17.6	29.7	08:53:19.240	
9.	37 Jimmy TERPEREAU	FRA	Citröen C2		
Lap	Laptime	Sector 1	Sector 2	Time of day	
1.	00:47.434	17.8	29.5	08:36:06.272	
10.	4 Anders-Bjorland HANSEN	NOR	Volkswagen Polo		
Lap	Laptime	Sector 1	Sector 2	Time of day	
1.	00:47.637	17.6	30.0	08:35:51.404	
11.	33 Arnis ODINS	LVA	Renault Twingo		
Lap	Laptime	Sector 1	Sector 2	Time of day	
1.	00:47.648	17.7	29.8	08:41:44.827	
12.	16 Josef ŠUSTA	CZE	Škoda Fabia		
Lap	Laptime	Sector 1	Sector 2	Time of day	
1.	00:47.892	17.6	30.2	08:56:03.950	
13.	66 Václav VEVERKA	CZE	Peugeot 208		
Lap	Laptime	Sector 1	Sector 2	Time of day	
1.	00:48.482	17.9	30.5	08:56:10.147	

These results are provisional until the conclusion of any judicial and technical inquiries.

Höljesbanan (1210m)

Published at...	Clerk of the Course Christer JÖNSSON		Timekeeper Peter MAJOSHAZI		
-----------------	---	--	-------------------------------	--	--

Printed: 7/1/2017 9:04:24 AM

Page 3 of 4

S1600

SS - 08

Warm-up

14.	34	Juris SPIKIS	LVA	Renault Twingo
Lap	Laptime	Sector 1	Sector 2	Time of day
1.	00:48.646	17.9	30.7	08:41:17.023
15.	5	Ondrej SMETANA	CZE	Ford Fiesta
Lap	Laptime	Sector 1	Sector 2	Time of day
1.	00:48.722	18.4	30.2	08:36:16.985
16.	6	Kasparas NAVICKAS	LTU	Škoda Fabia
Lap	Laptime	Sector 1	Sector 2	Time of day
1.	00:48.881	17.6	31.2	08:53:03.650
17.	30	Marcel SUCHÝ	CZE	Peugeot 207
Lap	Laptime	Sector 1	Sector 2	Time of day
1.	00:49.419	18.3	31.0	08:36:19.107
18.	18	SZIJJ "JOLLY" Zsolt	HUN	Škoda Fabia
Lap	Laptime	Sector 1	Sector 2	Time of day
1.	00:49.965	18.4	31.5	08:53:03.172
19.	97	Ada Marie HVAAL	NOR	Citröen C2
Lap	Laptime	Sector 1	Sector 2	Time of day
1.	00:51.396	20.7	30.6	08:35:46.916
20.	80	Lars-Christian ROSLAND	NOR	Opel Corsa
Lap	Laptime	Sector 1	Sector 2	Time of day
1.	00:51.799	00.0	00.0	08:36:05.779
21.	29	Arvo KASK	EST	Ford Ka
Lap	Laptime	Sector 1	Sector 2	Time of day
1.	00:52.020	21.2	30.7	08:41:15.814
22.	3	Pavel VIMMER	CZE	Škoda Fabia
Lap	Laptime	Sector 1	Sector 2	Time of day
1.	00:52.559	22.3	30.2	08:41:35.142
DNF	2	Ulrik LINNEMANN	DNK	Peugeot 208
DNS	9	Zdenek KUCERA	CZE	Škoda Fabia

These results are provisional until the conclusion of any judicial and technical inquiries.

Höljesbanan (1210m)

Published at...	Clerk of the Course Christer JÖNSSON		Timekeeper Peter MAJOSHAZI		
-----------------	---	--	-------------------------------	--	--

Printed: 7/1/2017 9:04:24 AM

Page 4 of 4

S1600

SS - 09

Provisional Grid Sheet for Q 3 (Right Pole)

#9 - Non starter

P5	P4	P3	P2	POLE
Race 1				
		30	29	34
Race 2				
18	80	3	97	66
Race 3				
16	33	37	4	20
Race 4				
8	15	2	5	23
Race 5				
10	6	11	17	89

R1

34 Juris SPIKIS LVA
 29 Arvo KASK EST
 30 Marcel SUCHÝ CZE

R2

66 Václav VEVERKA CZE
 97 Ada Marie HVAAL NOR
 3 Pavel VIMMER CZE
 80 Lars-Christian ROSLAND NOR
 18 SZIJJ "JOLLY" Zsolt HUN

R3

20 Siim SALURI EST
 4 Anders-Bjorland HANSEN NOR
 37 Jimmy TERPEREAU FRA
 33 Arnis ODINS LVA
 16 Josef ŠUSTA CZE

R4

23 Krisztián SZABÓ HUN
 5 Ondrej SMETANA CZE
 2 Ulrik LINNEMANN DNK
 15 Gergely MARTON HUN
 8 Espen ISAKSATRE NOR

R5

89 Timur SHIGABOUTDINOV RUS
 17 Artis BAUMANIS LVA
 11 Jussi-Petteri LEPPihalme FIN
 6 Kasparas NAVICKAS LTU
 10 Janno LIGUR EST

These results are provisional until the conclusion of any judicial and technical inquiries.

Höljesbanan (1210m)

Published at...	Clerk of the Course Christer JÖNSSON		Timekeeper Peter MAJOSHAZI		
-----------------	---	--	-------------------------------	--	--

Printed: 7/1/2017 10:02:05 AM

Page 1 of 1

S1600

SS - 11

Result after Q 3

Pos.	No.	Driver Competitor/Entrant	Nat. Car Ch.	Q1	Q2	Q3	Q4	Q Sum	Int. Pt.	SF1	SF2	Final	Ch. Pt.	Ch Sum
1	89	Timur SHIGABOUTDINOV Set Promotion	RUS Renault Twingo	50 (1.) 3:13.394	50 (1.) 3:13.741	50 (1.) 3:13.624		150						
2	17	Artis BAUMANIS Volland Racing Kft.	LVA Škoda Fabia	45 (2.) 3:13.497	45 (2.) 3:14.491	45 (2.) 3:14.328		135						
3	11	Jussi-Petteri LEPPihalme Set Promotion	FIN Renault Twingo	40 (4.) 3:16.162	42 (3.) 3:14.835	42 (3.) 3:15.838		124						
4	23	Krisztián SZABÓ Volland Racing Kft.	HUN Škoda Fabia	42 (3.) 3:14.474	38 (6.) 3:16.241	35 (9.) 3:17.957		115						
5	8	Espen ISAKSATRE Espen Isaksatre	NOR Peugeot 208	38 (6.) 3:17.482	34 (10.) 3:18.156	40 (4.) 3:16.046		112						
6	5	Ondrej SMETANA LS Racing Czech National Team	CZE Ford Fiesta	36 (8.) 3:17.965	37 (7.) 3:16.743	37 (7.) 3:17.659		110						
7	16	Josef ŠUSTA Josef Šusta	CZE Škoda Fabia	35 (9.) 3:17.978	29 (15.) 3:19.704	39 (5.) 3:17.271		103						
8	6	Kasparas NAVICKAS Taurages Automobiliu Klubas VŠJ	LTU Škoda Fabia	24 (20.) 3:23.132	40 (4.) 3:15.804	38 (6.) 3:17.539		102						
9	15	Gergely MARTON Volland Racing Kft.	HUN Škoda Fabia	33 (11.) 3:18.206	35 (9.) 3:17.680	33 (11.) 3:19.226		101						
10	37	Jimmy TERPEREAU Jimmy Terpereau	FRA Citroën C2	34 (10.) 3:18.057	31 (13.) 3:19.207	34 (10.) 3:18.048		99						
11	20	Siim SALURI RS Racing Team	EST Renault Twingo	37 (7.) 3:17.572	33 (11.) 3:18.436	27 (17.) 3:20.996		97						
12	2	Ulrik LINNEMANN Ulrik Linnemann	DNK Peugeot 208	39 (5.) 3:17.031	36 (8.) 3:16.780	21 (23.) 3:40.570		96						
13	10	Janno LIGUR Ligur Racing	EST Škoda Fabia	19 (23.) DNF	39 (5.) 3:15.834	36 (8.) 3:17.766		94						
14	33	Arnis ODINS TT Motorsport	LVA Renault Twingo	32 (12.) 3:19.893	30 (14.) 3:19.395	30 (14.) 3:20.396		92						
15	4	Anders-Bjorland HANSEN Anders Bjorland Hansen	NOR Volkswagen Polo	30 (14.) 3:20.624	32 (12.) 3:19.156	29 (15.) 3:20.564		91						
16	66	Václav VEVERKA Veverka Czech National Team	CZE Peugeot 208	28 (16.) 3:21.455	28 (16.) 3:19.771	32 (12.) 3:19.971		88						
17	3	Pavel VIMMER Diana Czech National Team	CZE Škoda Fabia	29 (15.) 3:20.840	26 (18.) 3:20.734	28 (16.) 3:20.900		83						
18	80	Lars-Christian ROSLAND Lars Christian Lote Rosland	NOR Opel Corsa	25 (19.) 3:22.434	25 (19.) 3:22.828	31 (13.) 3:20.190		81						
19	34	Juris SPIKIS TT Motorsport	LVA Renault Twingo	31 (13.) 3:20.404	23 (21.) 3:23.409	26 (18.) 3:21.112		80						
20	18	SZIJJ "JOLLY" Zsolt Speedy Motorsport	HUN Škoda Fabia	27 (17.) 3:21.928	24 (20.) 3:23.048	25 (19.) 3:21.690		76						
21	29	Arvo KASK Reinsalu Sport	EST Ford Ka	23 (21.) 3:25.703	22 (22.) 3:24.556	24 (20.) 3:22.554		69						
22	97	Ada Marie HVAAL Ada Marie Hvaal	NOR Citroën C2	19 (24.) DNF	27 (17.) 3:20.385	23 (21.) 3:22.710		69						
23	30	Marcel SUCHÝ Jihocesky Autoclub V ACR	CZE Peugeot 207	22 (22.) 3:30.774	21 (23.) 3:27.076	22 (22.) 3:23.818		65						
24	9	Zdenek KUCERA Zdenek Kucera	CZE Škoda Fabia	26 (18.) 3:22.290	19 (24.) DNF	0 (24.) DNS		45						

24 drivers

These results are provisional until the conclusion of any judicial and technical inquiries.

Höljesbanan (1210m)

Published at...	Clerk of the Course Christer JÖNSSON		Timekeeper Peter MAJOSHAZI		
-----------------	---	--	-------------------------------	--	--

Printed: 7/1/2017 12:11:28 PM

Page 1 of 1

S1600

SS - 10

Result of Q 3

Pos.	No.	Driver Competitor/Entrant	Nat./Car	Total Tm Laps/Jok/Race	Gap Penalty	Lap0	Lap1 S1 S2	Lap2 S1 S2	Lap3 S1 S2	Lap4 S1 S2	Pts.
1	89	Timur SHIGABOUTDINOV Set Promotion	RUS Renault Twingo	3:13.624 4/1 R5	-		0:54.838 25.2 29.6	0:45.808 16.7 29.0	0:46.240 17.1 29.1	0:46.738 16.9 29.7	50
2	17	Artis BAUMANIS Volland Racing Kft.	LVA Škoda Fabia	3:14.328 4/1 R5	0:00.704 -		0:51.428 22.0 29.3	0:46.556 17.2 29.3	0:46.078 17.1 28.9	0:50.266 20.2 30.0	45
3	11	Jussi-Petteri LEPPihalme Set Promotion	FIN Renault Twingo	3:15.838 4/1 R5	0:02.214 -		0:53.089 23.2 29.8	0:46.851 17.2 29.5	0:46.592 17.3 29.2	0:49.306 20.0 29.2	42
4	8	Espen ISAKSATRE Espen Isaksatre	NOR Peugeot 208	3:16.046 4/1 R4	0:02.422 -		0:55.481 25.7 29.7	0:46.533 17.0 29.5	0:47.161 17.1 30.0	0:46.871 17.0 29.8	40
5	16	Josef ŠUSTA Josef Šusta	CZE Škoda Fabia	3:17.271 4/1 R3	0:03.647 -		0:52.716 22.3 30.3	0:47.414 17.4 29.9	0:47.204 17.2 29.9	0:49.937 20.3 29.6	39
6	6	Kasparas NAVICKAS Taurages Automobiliu Klubas VŠJ	LTU Škoda Fabia	3:17.539 4/1 R5	0:03.915 -		0:52.478 22.5 29.9	0:47.238 16.9 30.2	0:50.257 20.3 29.9	0:47.566 17.3 30.1	38
7	5	Ondrej SMETANA LS Racing Czech National Team	CZE Ford Fiesta	3:17.659 4/1 R4	0:04.035 -		0:52.382 22.5 29.8	0:47.563 17.5 29.9	0:50.625 20.7 29.8	0:47.089 17.3 29.7	37
8	10	Janno LIGUR Ligur Racing	EST Škoda Fabia	3:17.766 4/1 R5	0:04.142 -		0:52.862 22.8 30.0	0:50.141 20.2 29.8	0:47.254 17.4 29.8	0:47.509 17.4 30.0	36
9	23	Krisztián SZABÓ Volland Racing Kft.	HUN Škoda Fabia	3:17.957 4/1 R4	0:04.333 -		0:54.007 22.7 31.2	0:46.763 17.2 29.5	0:50.386 20.6 29.7	0:46.801 17.4 29.3	35
10	37	Jimmy TERPEREAU Jimmy Terpereau	FRA Citroën C2	3:18.048 4/1 R3	0:04.424 -		0:53.327 23.0 30.2	0:47.168 17.7 29.4	0:50.693 21.1 29.5	0:46.860 17.5 29.2	34
11	15	Gergely MARTON Volland Racing Kft.	HUN Škoda Fabia	3:19.226 4/1 R4	0:05.602 -		0:54.826 23.9 30.8	0:46.665 17.3 30.2	0:47.090 17.0 30.0	0:50.645 20.9 29.6	33
12	66	Václav VEVERKA Veverka Czech National Team	CZE Peugeot 208	3:19.971 4/1 R2	0:06.347 -		0:53.241 22.8 30.3	0:47.746 17.6 30.1	0:50.925 20.7 30.2	0:48.059 17.6 30.4	32
13	80	Lars-Christian ROSLAND Lars Christian Lote Rosland	NOR Opel Corsa	3:20.190 4/1 R2	0:06.566 -		0:56.994 26.7 30.2	0:47.832 17.6 30.1	0:47.773 17.7 30.0	0:47.591 17.5 30.0	31
14	33	Arnis ODINS TT Motorsport	LVA Renault Twingo	3:20.396 4/1 R3	0:06.772 -		0:53.929 23.3 30.5	0:47.983 17.3 30.5	0:50.826 20.8 30.0	0:47.658 17.7 29.8	30
15	4	Anders-Bjorland HANSEN Anders Bjorland Hansen	NOR Volkswagen Polo	3:20.564 4/1 R3	0:06.940 -		0:56.771 26.6 30.1	0:47.798 17.7 30.0	0:47.735 17.6 30.0	0:48.260 17.8 30.4	29
16	3	Pavel VIMMER Diana Czech National Team	CZE Škoda Fabia	3:20.900 4/1 R2	0:07.276 -		0:52.817 22.1 30.6	0:47.904 17.6 30.2	0:48.224 17.7 30.4	0:51.955 21.6 30.3	28
17	20	Siim SALURI RS Racing Team	EST Renault Twingo	3:20.996 4/2 R3	0:07.372 -		0:52.912 22.6 30.2	0:50.119 20.5 29.5	0:47.034 17.2 29.8	0:50.931 20.7 30.1	27
18	34	Juris SPIKIS TT Motorsport	LVA Renault Twingo	3:21.112 4/1 R1	0:07.488 -		0:53.338 22.7 30.5	0:48.049 17.7 30.3	0:47.888 17.7 30.1	0:51.837 21.6 30.1	26
19	18	SZIJJ "JOLLY" Zsolt Speedy Motorsport	HUN Škoda Fabia	3:21.690 4/1 R2	0:08.066 -		0:54.434 23.5 30.8	0:47.624 17.5 30.0	0:48.223 17.5 30.6	0:51.409 21.1 30.2	25
20	29	Arvo KASK Reinsalu Sport	EST Ford Ka	3:22.554 4/1 R1	0:08.930 -		0:54.393 23.4 30.9	0:51.770 21.4 30.3	0:48.471 17.8 30.6	0:47.920 17.5 30.3	24
21	97	Ada Marie HVAAL Ada Marie Hvaal	NOR Citroën C2	3:22.710 4/1 R2	0:09.086 -		0:55.015 24.0 30.9	0:50.921 20.8 30.0	0:48.184 17.5 30.6	0:48.590 17.7 30.8	23
22	30	Marcel SUCHÝ Jihocesky Autoklub V ACR	CZE Peugeot 207	3:23.818 4/1 R1	0:10.194 -		0:54.076 23.1 30.9	0:48.210 17.9 30.2	0:53.245 22.0 31.2	0:48.287 17.7 30.5	22
23	2	Ulrik LINNEMANN Ulrik Linnemann	DNK Peugeot 208	3:40.570 4/1 R4	0:26.946 -		0:56.507 23.5 32.9	0:57.179 23.0 34.1	0:53.766 20.0 33.6	0:53.118 19.9 33.1	21
DNS	9	Zdenek KUCERA Zdenek Kucera	CZE Škoda Fabia	- 0/0 R	-						0

#20 - False start, #80 and #66 Contact, under investigation

These results are provisional until the conclusion of any judicial and technical inquiries.

Höljesbanan (1210m)

Published at...	Clerk of the Course Christer JÖNSSON	Timekeeper Peter MAJOSHAZI	
-----------------	---	-------------------------------	--

Printed: 7/1/2017 11:58:37 AM

Page 1 of 1

S1600

SS - 12

Provisional Grid Sheet for Q 4 (Right Pole)

#9 - Non starter

P5	P4	P3	P2	POLE
Race 1				
		2	30	97
Race 2				
29	18	34	20	3
Race 3				
4	33	80	66	15
Race 4				
37	23	10	5	6
Race 5				
16	8	11	17	89

R1

R2

R3

R4

R5

97	Ada Marie HVAAL	NOR
30	Marcel SUCHÝ	CZE
2	Ulrik LINNEMANN	DNK
3	Pavel VIMMER	CZE
20	Siim SALURI	EST
34	Juris SPIKIS	LVA
18	SZIJJ "JOLLY" Zsolt	HUN
29	Arvo KASK	EST
15	Gergely MARTON	HUN
66	Václav VEVERKA	CZE
80	Lars-Christian ROSLAND	NOR
33	Arnis ODINS	LVA
4	Anders-Bjorland HANSEN	NOR
6	Kasparas NAVICKAS	LTU
5	Ondrej SMETANA	CZE
10	Janno LIGUR	EST
23	Krisztián SZABÓ	HUN
37	Jimmy TERPEREAU	FRA
89	Timur SHIGABOUTDINOV	RUS
17	Artis BAUMANIS	LVA
11	Jussi-Petteri LEPPihalme	FIN
8	Espen ISAKSATRE	NOR
16	Josef ŠUSTA	CZE

These results are provisional until the conclusion of any judicial and technical inquiries.

Höljesbanan (1210m)

Published at...	Clerk of the Course Christer JÖNSSON	Timekeeper Peter MAJOSHAZI	
-----------------	---	-------------------------------	--

Printed: 7/1/2017 12:13:37 PM

Page 1 of 1

S1600

SS - 13

Result of Q 4

Pos.	No.	Driver Competitor/Entrant	Nat./Car	Total Tm Laps/Jok/Race	Gap Penalty	Lap0	Lap1 S1 S2	Lap2 S1 S2	Lap3 S1 S2	Lap4 S1 S2	Pts.
1	10	Janno LIGUR Ligur Racing	EST Škoda Fabia	3:12.656 4/1 R4	-		0:53.995 24.7 29.2	0:46.217 17.3 28.8	0:46.113 17.1 28.9	0:46.331 17.3 29.0	50
2	17	Artis BAUMANIS Volland Racing Kft.	LVA Škoda Fabia	3:13.015 4/1 R5	0:00.359 -		0:50.511 21.4 29.0	0:49.784 20.8 28.9	0:46.716 17.5 29.1	0:46.004 17.0 28.9	45
3	89	Timur SHIGABOUTDINOV Set Promotion	RUS Renault Twingo	3:13.556 4/1 R5	0:00.900 -		0:54.157 25.4 28.7	0:46.419 17.5 28.8	0:46.765 17.5 29.2	0:46.215 17.2 29.0	42
4	6	Kasparas NAVICKAS Taurages Automobiliu Klubas VŠJ	LTU Škoda Fabia	3:13.636 4/1 R4	0:00.980 -		0:51.327 22.0 29.3	0:46.582 17.3 29.2	0:46.686 17.5 29.1	0:49.041 20.1 28.9	40
5	11	Jussi-Petteri LEPPihalme Set Promotion	FIN Renault Twingo	3:14.109 4/1 R5	0:01.453 -		0:55.829 26.5 29.2	0:46.029 17.3 28.6	0:46.280 17.4 28.8	0:45.971 17.2 28.7	39
6	37	Jimmy TERPEREAU Jimmy Terpereau	FRA Citroën C2	3:15.125 4/1 R4	0:02.469 -		0:52.173 22.7 29.3	0:46.452 17.4 28.9	0:46.565 17.5 29.3	0:49.935 20.6 29.2	38
7	2	Ulrik LINNEMANN Ulrik Linnemann	DNK Peugeot 208	3:15.425 4/1 R1	0:02.769 -		0:55.419 26.2 29.2	0:46.689 17.7 28.9	0:46.655 17.4 29.1	0:46.662 17.6 29.0	37
8	16	Josef ŠUSTA Josef Šusta	CZE Škoda Fabia	3:15.487 4/1 R5	0:02.831 -		0:51.859 22.7 29.0	0:46.739 17.4 29.3	0:50.609 21.1 29.4	0:46.280 17.2 29.0	36
9	15	Gergely MARTON Volland Racing Kft.	HUN Škoda Fabia	3:15.562 4/1 R3	0:02.906 -		0:51.310 22.1 29.1	0:47.422 18.2 29.1	0:46.461 17.4 29.0	0:50.369 21.0 29.2	35
10	4	Anders-Bjorland HANSEN Anders Bjorland Hansen	NOR Volkswagen Polo	3:16.233 4/1 R3	0:03.577 -		0:55.280 25.6 29.6	0:47.111 17.9 29.1	0:46.816 17.3 29.5	0:47.026 17.4 29.5	34
11	8	Espen ISAKSATRE Espen Isaksatre	NOR Peugeot 208	3:16.238 4/1 R5	0:03.582 -		0:53.410 24.4 28.9	0:46.637 17.4 29.1	0:46.686 17.3 29.3	0:49.505 20.1 29.2	33
12	66	Václav VEVERKA Veverka Czech National Team	CZE Peugeot 208	3:16.603 4/1 R3	0:03.947 -		0:52.159 22.7 29.4	0:47.242 17.9 29.2	0:50.221 20.9 29.3	0:46.981 17.6 29.3	32
13	18	SZIJJ "JOLLY" Zsolt Speedy Motorsport	HUN Škoda Fabia	3:18.064 4/1 R2	0:05.408 -		0:52.697 22.9 29.7	0:47.208 17.7 29.4	0:47.049 17.5 29.5	0:51.110 21.7 29.3	31
14	97	Ada Marie HVAAL Ada Marie Hvaal	NOR Citroën C2	3:19.098 4/1 R1	0:06.442 -		0:52.769 23.3 29.4	0:50.847 20.6 30.1	0:48.037 17.8 30.1	0:47.445 17.6 29.7	30
15	80	Lars-Christian ROSLAND Lars Christian Lote Rosland	NOR Opel Corsa	3:19.400 4/1 R3	0:06.744 -		0:52.895 23.1 29.7	0:47.340 17.9 29.3	0:47.231 17.9 29.3	0:51.934 22.0 29.8	29
16	33	Arnis ODINS TT Motorsport	LVA Renault Twingo	3:20.827 4/1 R3	0:08.171 -		0:57.145 23.7 33.4	0:46.784 17.6 29.1	0:46.688 17.3 29.3	0:50.210 20.9 29.2	28
17	29	Arvo KASK Reinsalu Sport	EST Ford Ka	3:21.170 4/1 R2	0:08.514 -		0:53.939 23.7 30.1	0:50.870 21.0 29.8	0:48.132 17.9 30.2	0:48.229 17.9 30.2	27
18	34	Juris SPIKIS TT Motorsport	LVA Renault Twingo	3:21.617 4/2 R2	0:08.961 -		0:56.733 27.0 29.7	0:46.914 17.7 29.1	0:47.055 17.8 29.2	0:50.915 21.0 29.8	26
19	3	Pavel VIMMER Diana Czech National Team	CZE Škoda Fabia	3:26.429 4/1 R2	0:13.773 -		0:51.847 22.2 29.5	0:47.162 17.6 29.5	0:47.702 17.9 29.7	0:59.718 21.6 31.3	25
20	23	Krisztián SZABÓ Volland Racing Kft.	HUN Škoda Fabia	3:27.377 4/1 R4	0:14.721 -		1:07.067 37.6 29.4	0:47.831 18.1 29.6	0:46.328 17.0 29.2	0:46.151 16.9 29.1	24
21	5	Ondrej SMETANA LS Racing Czech National Team	CZE Ford Fiesta	4:01.861 4/1 R4	0:49.205 -		1:02.631 28.8 33.7	0:59.897 24.3 35.5	0:56.030 20.9 35.1	1:03.303 22.4 40.8	23
DNF	30	Marcel SUCHÝ Jihocesky Autoclub V ACR	CZE Peugeot 207	- 0/0 R1	+4 LAP -						19
DNS	20	Siim SALURI RS Racing Team	EST Renault Twingo	- 0/0 R2	- -						0
DNS	9	Zdenek KUCERA Zdenek Kucera	CZE Škoda Fabia	- 0/0 R	- -						0

These results are provisional until the conclusion of any judicial and technical inquiries.

Höljesbanan (1210m)

Published at...	Clerk of the Course Christer JÖNSSON	Timekeeper Peter MAJOSHAZI	
-----------------	---	-------------------------------	--

Printed: 7/1/2017 3:53:31 PM

Page 1 of 1

S1600

SS - 14

Intermediate Classification

Pos.	No.	Driver Competitor/Entrant	Nat.	Car	Q1	Q2	Q3	Q4	Q Sum	Int. Pt.	SF1	SF2	Final	Ch. Pt.
1	89	Timur SHIGABOUTDINOV Set Promotion	RUS	Renault Twingo	50 (1.) 3:13.394	50 (1.) 3:13.741	50 (1.) 3:13.624	42 (3.) 3:13.556	192	16				16
2	17	Artis BAUMANIS Volland Racing Kft.	LVA	Škoda Fabia	45 (2.) 3:13.497	45 (2.) 3:14.491	45 (2.) 3:14.328	45 (2.) 3:13.015	180	15				15
3	11	Jussi-Petteri LEPPihalme Set Promotion	FIN	Renault Twingo	40 (4.) 3:16.162	42 (3.) 3:14.835	42 (3.) 3:15.838	39 (5.) 3:14.109	163	14				14
4	8	Espen ISAKSATRE Espen Isaksatre	NOR	Peugeot 208	38 (6.) 3:17.482	34 (10.) 3:18.156	40 (4.) 3:16.046	33 (11.) 3:16.238	145	13				13
5	10	Janno LIGUR Ligur Racing	EST	Škoda Fabia	19 (23.) DNF	39 (5.) 3:15.834	36 (8.) 3:17.766	50 (1.) 3:12.656	144	12				12
6	6	Kasparas NAVICKAS Taurages Automobiliu Klubas VŠJ	LTU	Škoda Fabia	24 (20.) 3:23.132	40 (4.) 3:15.804	38 (6.) 3:17.539	40 (4.) 3:13.636	142	11				11
7	16	Josef ŠUSTA Josef Šusta	CZE	Škoda Fabia	35 (9.) 3:17.978	29 (15.) 3:19.704	39 (5.) 3:17.271	36 (8.) 3:15.487	139	10				10
8	23	Krisztián SZABÓ Volland Racing Kft.	HUN	Škoda Fabia	42 (3.) 3:14.474	38 (6.) 3:16.241	35 (9.) 3:17.957	24 (20.) 3:27.377	139	9				9
9	37	Jimmy TERPEREAU Jimmy Terpereau	FRA	Citröen C2	34 (10.) 3:18.057	31 (13.) 3:19.207	34 (10.) 3:18.048	38 (6.) 3:15.125	137	8				8
10	15	Gergely MARTON Volland Racing Kft.	HUN	Škoda Fabia	33 (11.) 3:18.206	35 (9.) 3:17.680	33 (11.) 3:19.226	35 (9.) 3:15.562	136	7				7
11	2	Ulrik LINNEMANN Ulrik Linnemann	DNK	Peugeot 208	39 (5.) 3:17.031	36 (8.) 3:16.780	21 (23.) 3:40.570	37 (7.) 3:15.425	133	6				6
12	5	Ondrej SMETANA LS Racing Czech National Team	CZE	Ford Fiesta	36 (8.) 3:17.965	37 (7.) 3:16.743	37 (7.) 3:17.659	23 (21.) 4:01.861	133	5				5
13	4	Anders-Bjorland HANSEN Anders Bjorland Hansen	NOR	Volkswagen Polo	30 (14.) 3:20.624	32 (12.) 3:19.156	29 (15.) 3:20.564	34 (10.) 3:16.233	125	4				4
14	66	Václav VEVERKA Veverka Czech National Team	CZE	Peugeot 208	28 (16.) 3:21.455	28 (16.) 3:19.771	32 (12.) 3:19.971	32 (12.) 3:16.603	120	3				3
15	33	Arnis ODINS TT Motorsport	LVA	Renault Twingo	32 (12.) 3:19.893	30 (14.) 3:19.395	30 (14.) 3:20.396	28 (16.) 3:20.827	120	2				2
16	80	Lars-Christian ROSLAND Lars Christian Lote Rosland	NOR	Opel Corsa	25 (19.) 3:22.434	25 (19.) 3:22.828	31 (13.) 3:20.190	29 (15.) 3:19.400	110	1				1
17	3	Pavel VIMMER Diana Czech National Team	CZE	Škoda Fabia	29 (15.) 3:20.840	26 (18.) 3:20.734	28 (16.) 3:20.900	25 (19.) 3:26.429	108	0				0
18	18	SZIJJ "JOLLY" Zsolt Speedy Motorsport	HUN	Škoda Fabia	27 (17.) 3:21.928	24 (20.) 3:23.048	25 (19.) 3:21.690	31 (13.) 3:18.064	107	0				0
19	34	Juris SPIKIS TT Motorsport	LVA	Renault Twingo	31 (13.) 3:20.404	23 (21.) 3:23.409	26 (18.) 3:21.112	26 (18.) 3:21.617	106	0				0
20	97	Ada Marie HVAAL Ada Marie Hvaal	NOR	Citröen C2	19 (24.) DNF	27 (17.) 3:20.385	23 (21.) 3:22.710	30 (14.) 3:19.098	99	0				0
21	20	Siim SALURI RS Racing Team	EST	Renault Twingo	37 (7.) 3:17.572	33 (11.) 3:18.436	27 (17.) 3:20.996	0 (23.) DNS	97	0				0
22	29	Arvo KASK Reinsalu Sport	EST	Ford Ka	23 (21.) 3:25.703	22 (22.) 3:24.556	24 (20.) 3:22.554	27 (17.) 3:21.170	96	0				0
23	30	Marcel SUCHÝ Jihocesky Autoclub V ACR	CZE	Peugeot 207	22 (22.) 3:30.774	21 (23.) 3:27.076	22 (22.) 3:23.818	19 (22.) DNF	84	0				0
NC	9	Zdenek KUCERA Zdenek Kucera	CZE	Škoda Fabia	26 (18.) 3:22.290	19 (24.) DNF	0 (24.) DNS	0 (24.) DNS	45	0				0

These results are provisional until the conclusion of any judicial and technical inquiries.

Höljesbanan (1210m)

Published at...	Clerk of the Course Christer JÖNSSON		Timekeeper Peter MAJOSHAZI		
-----------------	---	--	-------------------------------	--	--

Printed: 7/1/2017 3:55:12 PM

Page 1 of 1

S1600

SS - 17

Warm-up

Ranking

Pos.	No.	Driver	Competitor/Entrant	Nat.	Car	Best lap	Diff	Laps
1	89	Timur SHIGABOUTDINOV	Set Promotion	RUS	Renault Twingo	0:45.884		1
2	2	Ulrik LINNEMANN	Ulrik Linnemann	DNK	Peugeot 208	0:46.308	0:00.424	1
3	10	Janno LIGUR	Ligur Racing	EST	Škoda Fabia	0:46.340	0:00.456	1
4	15	Gergely MARTON	Volland Racing Kft.	HUN	Škoda Fabia	0:46.483	0:00.599	1
5	6	Kasparas NAVICKAS	Taurages Automobiliu Klubas VŠJ	LTU	Škoda Fabia	0:46.534	0:00.650	1
6	8	Espen ISAKSATRE	Espen Isaksatre	NOR	Peugeot 208	0:46.545	0:00.661	1
7	23	Krisztián SZABÓ	Volland Racing Kft.	HUN	Škoda Fabia	0:46.689	0:00.805	1
8	17	Artis BAUMANIS	Volland Racing Kft.	LVA	Škoda Fabia	0:46.698	0:00.814	1
9	11	Jussi-Petteri LEPPihalme	Set Promotion	FIN	Renault Twingo	0:46.720	0:00.836	1
10	16	Josef ŠUSTA	Josef Šusta	CZE	Škoda Fabia	0:46.934	0:01.050	1
11	4	Anders-Bjorland HANSEN	Anders Bjorland Hansen	NOR	Volkswagen Polo	0:47.264	0:01.380	1
12	5	Ondrej SMETANA	LS Racing Czech National Team	CZE	Ford Fiesta	0:47.899	0:02.015	1
13	37	Jimmy TERPEREAU	Jimmy Terpereau	FRA	Citröen C2	0:49.303	0:03.419	1
14	66	Václav VEVERKA	Veverka Czech National Team	CZE	Peugeot 208	0:50.789	0:04.905	1
DNS	3	Pavel VIMMER	Diana Czech National Team	CZE	Škoda Fabia	-	-	0
DNS	9	Zdenek KUCERA	Zdenek Kucera	CZE	Škoda Fabia	-	-	0
DNS	18	SZIJJ "JOLLY" Zsolt	Speedy Motorsport	HUN	Škoda Fabia	-	-	0
DNS	20	Siim SALURI	RS Racing Team	EST	Renault Twingo	-	-	0
DNS	29	Arvo KASK	Reinsalu Sport	EST	Ford Ka	-	-	0
DNS	30	Marcel SUCHÝ	Jihocesky Autoclub V ACR	CZE	Peugeot 207	-	-	0
DNS	33	Arnis ODINS	TT Motorsport	LVA	Renault Twingo	-	-	0
DNS	34	Juris SPIKIS	TT Motorsport	LVA	Renault Twingo	-	-	0
DNS	80	Lars-Christian ROSLAND	Lars Christian Lote Rosland	NOR	Opel Corsa	-	-	0
DNS	97	Ada Marie HVAAL	Ada Marie Hvaal	NOR	Citröen C2	-	-	0

Total:24 Drivers included DNS: 10 ,DNF: 0 , EXC: 0

These results are provisional until the conclusion of any judicial and technical inquiries.

Höljesbanan (1210m)

Published at...	Clerk of the Course Christer JÖNSSON		Timekeeper Peter MAJOSHAZI		
-----------------	---	--	-------------------------------	--	--

S1600

SS - 17

Warm-up

Lap Times

1.	89 Timur SHIGABOUTDINOV	RUS	Renault Twingo	
Lap	Laptime	Sector 1	Sector 2	Time of day
1.	00:45.884	16.9	28.9	09:07:05.530
2.	2 Ulrik LINNEMANN	DNK	Peugeot 208	
Lap	Laptime	Sector 1	Sector 2	Time of day
1.	00:46.308	17.3	28.9	09:04:29.077
3.	10 Janno LIGUR	EST	Škoda Fabia	
Lap	Laptime	Sector 1	Sector 2	Time of day
1.	00:46.340	17.2	29.1	09:04:11.593
4.	15 Gergely MARTON	HUN	Škoda Fabia	
Lap	Laptime	Sector 1	Sector 2	Time of day
1.	00:46.483	17.0	29.4	09:07:08.581
5.	6 Kasparas NAVICKAS	LTU	Škoda Fabia	
Lap	Laptime	Sector 1	Sector 2	Time of day
1.	00:46.534	17.2	29.2	09:04:19.155
6.	8 Espen ISAKSATRE	NOR	Peugeot 208	
Lap	Laptime	Sector 1	Sector 2	Time of day
1.	00:46.545	17.0	29.5	09:07:25.163
7.	23 Krisztián SZABÓ	HUN	Škoda Fabia	
Lap	Laptime	Sector 1	Sector 2	Time of day
1.	00:46.689	17.4	29.2	09:04:00.201
8.	17 Artis BAUMANIS	LVA	Škoda Fabia	
Lap	Laptime	Sector 1	Sector 2	Time of day
1.	00:46.698	17.5	29.1	09:03:50.123
9.	11 Jussi-Petteri LEPPihalme	FIN	Renault Twingo	
Lap	Laptime	Sector 1	Sector 2	Time of day
1.	00:46.720	17.3	29.3	09:07:31.051
10.	16 Josef ŠUSTA	CZE	Škoda Fabia	
Lap	Laptime	Sector 1	Sector 2	Time of day
1.	00:46.934	17.8	29.1	09:03:59.472
11.	4 Anders-Bjorland HANSEN	NOR	Volkswagen Polo	
Lap	Laptime	Sector 1	Sector 2	Time of day
1.	00:47.264	17.3	29.9	09:07:36.265
12.	5 Ondrej SMETANA	CZE	Ford Fiesta	
Lap	Laptime	Sector 1	Sector 2	Time of day
1.	00:47.899	17.8	30.0	09:07:18.819
13.	37 Jimmy TERPEREAU	FRA	Citröen C2	
Lap	Laptime	Sector 1	Sector 2	Time of day
1.	00:49.303	20.4	28.8	09:04:12.792

These results are provisional until the conclusion of any judicial and technical inquiries.

Höljesbanan (1210m)

Published at...	Clerk of the Course Christer JÖNSSON		Timekeeper Peter MAJOSHAZI		
-----------------	---	--	-------------------------------	--	--

Printed: 7/2/2017 9:20:24 AM

Page 3 of 4

S1600

SS - 17

Warm-up

14.	66 Václav VEVERKA	CZE	Peugeot 208	
Lap	Laptime	Sector 1	Sector 2	Time of day
1.	00:50.789	21.0	29.7	09:07:44.821
DNS	3 Pavel VIMMER	CZE	Škoda Fabia	
DNS	9 Zdenek KUCERA	CZE	Škoda Fabia	
DNS	18 SZIJJ "JOLLY" Zsolt	HUN	Škoda Fabia	
DNS	20 Siim SALURI	EST	Renault Twingo	
DNS	29 Arvo KASK	EST	Ford Ka	
DNS	30 Marcel SUCHÝ	CZE	Peugeot 207	
DNS	33 Arnis ODINS	LVA	Renault Twingo	
DNS	34 Juris SPIKIS	LVA	Renault Twingo	
DNS	80 Lars-Christian ROSLAND	NOR	Opel Corsa	
DNS	97 Ada Marie HVAAL	NOR	Citröen C2	

These results are provisional until the conclusion of any judicial and technical inquiries.

Höljesbanan (1210m)

Published at...	Clerk of the Course Christer JÖNSSON	Timekeeper Peter MAJOSHAZI	
-----------------	---	-------------------------------	--

Printed: 7/2/2017 9:20:24 AM

Page 4 of 4

S1600

SS - 16

Provisional Grid for Semi-Finals

Semi-Final 1

Row 1

89	Timur SHIGABOUTDINOV Set Promotion	RUS	Renault Twingo S1600
11	Jussi-Petteri LEPPihalme Set Promotion	FIN	Renault Twingo S1600

Sporting Regulation 15.6.4 : If a Driver is unable to take his place in a Semi-Final (i.e. his car is unable to be driven under its own power to the starting grid), he will be substituted by the next qualifier (the highest placed Driver in the intermediate classification not already in the Semi-Finals). Any such substitute(s) will take the last place(s) on the grid with those ahead of them moving up to fill the place left by the non-starter(s).

Row 2

10	Janno LIGUR Ligur Racing	EST	Škoda Fabia S1600
16	Josef ŠUSTA Josef Šusta	CZE	Škoda Fabia S1600

Row 3

37	Jimmy TERPEREAU Jimmy Terpereau	FRA	Citröen C2 S1600
2	Ulrik LINNEMANN Ulrik Linnemann	DNK	Peugeot 208 S1600

Semi-Final 2

Row 1

17	Artis BAUMANIS Volland Racing Kft.	LVA	Škoda Fabia S1600
8	Espen ISAKSATRE Espen Isaksatre	NOR	Peugeot 208 S1600

Row 2

6	Kasparas NAVICKAS Taurages Automobiliu Klubas VŠJ	LTU	Škoda Fabia S1600
23	Krisztián SZABÓ Volland Racing Kft.	HUN	Škoda Fabia S1600

Row 3

15	Gergely MARTON Volland Racing Kft.	HUN	Škoda Fabia S1600
5	Ondrej SMETANA LS Racing Czech National Team	CZE	Ford Fiesta S1600

Next qualifier (13-)

13	4 Anders-Bjorland HANSEN	NOR	22	29 Arvo KASK	EST
14	66 Václav VEVERKA	CZE	23	30 Marcel SUCHÝ	CZE
15	33 Arnis ODINS	LVA			
16	80 Lars-Christian ROSLAND	NOR			
17	3 Pavel VIMMER	CZE			
18	18 SZIJJ "JOLLY" Zsolt	HUN			
19	34 Juris SPIKIS	LVA			
20	97 Ada Marie HVAAL	NOR			
21	20 Siim SALURI	EST			

These results are provisional until the conclusion of any judicial and technical inquiries.

Höljesbanan (1210m)

Published at...	Clerk of the Course Christer JÖNSSON		Timekeeper Peter MAJOSHAZI		
-----------------	---	--	-------------------------------	--	--

Printed: 7/1/2017 3:58:33 PM

Page 1 of 1

S1600

SS - 18

Results of Semi-finals

Semi-final 1

Pos. No.	Driver Competitor/Entrant	Nat.	Total Tm L / J	Gap	Lap0	Lap1 s1 s2	Lap 2 s1 s2	Lap3 s1 s2	Lap4 s1 s2	Lap 5 s1 s2	Lap 6 s1 s2	Cp.
1 89	Timur SHIGABOUTDINOV Set Promotion Renault Twingo	RUS	4:42.653 6 / 1			<u>0:53.972</u> 24.5 29.4	0:45.764 16.9 28.7	0:45.736 16.7 28.9	0:45.659 16.7 28.8	0:45.696 16.7 28.8	0:45.826 16.8 28.9	6
2 10	Janno LIGUR Ligur Racing Škoda Fabia	EST	4:44.618 6 / 1	0:01.965		0:50.987 21.7 29.2	0:46.201 17.0 29.1	0:46.065 16.8 29.1	0:45.931 16.8 29.0	0:46.078 16.8 29.2	<u>0:49.356</u> 19.6 29.7	5
3 11	Jussi-Petteri LEPPihalme Set Promotion Renault Twingo	FIN	4:44.839 6 / 1	0:02.186		0:51.286 22.1 29.1	0:46.211 17.2 28.9	0:46.019 17.0 28.9	<u>0:48.883</u> 19.9 28.9	0:45.918 16.9 28.9	0:46.522 16.9 29.5	4
4 2	Ulrik LINNEMANN Ulrik Linnemann Peugeot 208	DNK	4:47.696 6 / 1	0:05.043		<u>0:54.530</u> 25.2 29.3	0:46.304 17.2 29.0	0:46.553 17.2 29.2	0:46.757 17.2 29.5	0:46.428 17.2 29.1	0:47.124 17.4 29.6	3
5 16	Josef ŠUSTA Josef Šusta Škoda Fabia	CZE	4:48.032 6 / 1	0:05.379		0:51.958 22.7 29.2	0:46.587 17.3 29.2	<u>0:49.359</u> 20.1 29.2	0:46.699 17.4 29.2	0:46.957 17.3 29.6	0:46.472 17.0 29.4	2
6 37	Jimmy TERPEREAU Jimmy Terpereau Citroën C2	FRA	4:49.279 6 / 1	0:06.626		<u>0:55.040</u> 25.5 29.4	0:46.181 17.2 28.9	0:47.358 18.0 29.3	0:47.053 17.5 29.5	0:46.878 17.3 29.5	0:46.769 17.4 29.2	1

Semi-final 2

Pos. No.	Driver Competitor/Entrant	Nat.	Total Tm L / J	Gap	Lap0	Lap1 s1 s2	Lap 2 s1 s2	Lap3 s1 s2	Lap4 s1 s2	Lap5 s1 s2	Lap6 s1 s2	Cp.
1 17	Artis BAUMANIS Volland Racing Kft. Škoda Fabia	LVA	4:41.884 6 / 1			0:50.004 21.0 28.9	0:45.953 17.0 28.8	0:45.808 17.0 28.7	0:45.792 17.0 28.7	0:45.599 16.8 28.7	<u>0:48.728</u> 19.7 28.9	6
2 23	Krisztián SZABÓ Volland Racing Kft. Škoda Fabia	HUN	4:42.960 6 / 1	0:01.076		<u>0:53.576</u> 24.6 28.9	0:45.543 16.8 28.6	0:45.639 16.8 28.7	0:46.035 17.0 29.0	0:46.074 16.8 29.2	0:46.093 17.0 29.0	5
3 15	Gergely MARTON Volland Racing Kft. Škoda Fabia	HUN	4:44.524 6 / 1	0:02.640		<u>0:54.633</u> 25.4 29.1	0:46.055 17.1 28.8	0:45.993 17.0 28.9	0:45.721 17.0 28.6	0:45.648 16.9 28.7	0:46.474 17.0 29.3	4
4 8	Espen ISAKSATRE Espen Isaksatre Peugeot 208	NOR	4:46.798 6 / 1	0:04.914		0:51.364 22.3 28.9	0:46.051 16.8 29.1	0:46.220 17.1 29.1	0:46.146 16.8 29.3	0:46.721 17.0 29.6	<u>0:50.296</u> 20.1 30.1	3
5 5	Ondrej SMETANA LS Racing Czech National Team Ford Fiesta	CZE	4:48.216 6 / 1	0:06.332		0:52.327 22.9 29.3	<u>0:49.140</u> 20.0 29.0	0:46.509 17.2 29.2	0:46.464 17.0 29.3	0:46.872 17.2 29.6	0:46.904 17.1 29.7	2
6 6	Kasparas NAVICKAS Taurages Automobiliu Klubas VŠJ Škoda Fabia	LTU	4:44.594 6 / 1	0:07.710 0:05.000		0:50.600 21.5 29.0	0:46.017 17.0 28.9	0:46.027 16.9 29.0	<u>0:49.103</u> 19.9 29.1	0:45.771 16.9 28.8	0:47.076 17.0 30.0	1

#6 +5 sec. penalty Stw. Dec. No.10

These results are provisional until the conclusion of any judicial and technical inquiries.

Höljesbanan (1210m)

Published at...	Clerk of the Course Christer JÖNSSON		Timekeeper Peter MAJOSHAZI		
-----------------	---	--	-------------------------------	--	--

S1600

SS - 19

Provisional Grid for-Final

Final

Row 1

89	Timur SHIGABOUTDINOV Set Promotion	RUS	Renault Twingo	22
17	Artis BAUMANIS Volland Racing Kft.	LVA	Škoda Fabia	21

Row 2

10	Janno LIGUR Ligur Racing	EST	Škoda Fabia	17
23	Krisztián SZABÓ Volland Racing Kft.	HUN	Škoda Fabia	14

Row 3

11	Jussi-Petteri LEPPihalme Set Promotion	FIN	Renault Twingo	18
15	Gergely MARTON Volland Racing Kft.	HUN	Škoda Fabia	11

Sporting Regulation 15.6.4 : If a Driver is unable to take his place in the Final (i.e. his car is unable to be driven under its own power to the starting grid), he will be substituted by the next qualifier (the fourth placed Semi-finalist with the highest points score in the Competition who is not already in the Final). Any such substitute(s) will take the last place(s) on the grid with those ahead of them moving up to fill the place left by the non-starter(s). Should neither of the fourth placed Semi-finalists be able to start, the fifth placed Semi-finalists, and then the sixth-placed, will be considered as above.

Next qualifier (7-)

8 Espen ISAKSATRE	NOR	16
2 Ulrik LINNEMANN	DNK	9
16 Josef ŠUSTA	CZE	12
5 Ondrej SMETANA	CZE	7
6 Kasparas NAVICKAS	LTU	12
37 Jimmy TERPEREAU	FRA	9

These results are provisional until the conclusion of any judicial and technical inquiries.

Höljesbanan (1210m)

Published at...	Clerk of the Course Christer JÖNSSON	Timekeeper Peter MAJOSHAZI	
-----------------	---	-------------------------------	--

Printed: 7/2/2017 1:49:46 PM

Page 1 of 1

S1600

SS - 20

Result of Final

Pos.	No.	Driver Competitor/Entrant	Nat.	Total Tm L / J	Gap	Lap0	Lap1 S1 S2	Lap 2 S1 S2	Lap3 S1 S2	Lap4 S1 S2	Lap5 S1 S2	Lap6 S1 S2	Cp.
1	17	Artis BAUMANIS Volland Racing Kft. Škoda Fabia	LVA	4:42.560 6 / 1			0:50.469 21.4 29.0	0:46.070 17.1 28.9	0:45.681 16.9 28.7	<u>0:48.454</u> 19.5 28.8	0:45.820 16.9 28.8	0:46.066 17.0 29.0	8
2	23	Krisztián SZABÓ Volland Racing Kft. Škoda Fabia	HUN	4:43.708 6 / 1	0:01.148		0:51.242 22.1 29.0	0:46.155 17.3 28.8	0:45.815 17.0 28.8	0:45.883 17.0 28.8	0:45.617 16.7 28.8	<u>0:48.996</u> 19.8 29.1	5
3	10	Janno LIGUR Ligur Racing Škoda Fabia	EST	4:44.384 6 / 1	0:01.824		0:50.871 21.7 29.1	<u>0:49.011</u> 19.6 29.3	0:45.978 16.8 29.0	0:46.365 16.9 29.4	0:45.993 16.8 29.1	0:46.166 16.9 29.1	4
4	89	Timur SHIGABOUTDINOV Set Promotion Renault Twingo	RUS	4:47.309 6 / 1	0:04.749		<u>0:53.836</u> 24.3 29.4	0:46.223 17.0 29.1	0:45.986 16.9 29.0	0:47.331 16.9 30.3	0:48.500 19.1 29.3	0:45.433 16.5 28.9	3
5	11	Jussi-Petteri LEPPihalme Set Promotion Renault Twingo	FIN	4:44.918 6 / 1	0:07.358 0:05.000		<u>0:54.193</u> 25.0 29.1	0:46.222 17.3 28.8	0:46.154 17.3 28.8	0:46.367 17.1 29.2	0:46.168 17.5 28.6	0:45.814 16.9 28.9	2
6	15	Gergely MARTON Volland Racing Kft. Škoda Fabia	HUN	4:50.047 6 / 1	0:07.487		<u>0:55.143</u> 25.7 29.3	0:46.758 17.7 29.0	0:46.368 17.2 29.0	0:46.687 17.1 29.5	0:48.513 17.1 31.4	0:46.578 16.9 29.5	1

#11 +5 sec. penalty Stw. Dec. No.11

These results are provisional until the conclusion of any judicial and technical inquiries.

Höljesbanan (1210m)

Published at...	Clerk of the Course Christer JÖNSSON		Timekeeper Peter MAJOSHAZI		
-----------------	---	--	-------------------------------	--	--

Printed: 7/2/2017 3:30:05 PM

Page 1 of 1

S1600

SS - 22

Official results

Pos.	No.	Driver Competitor/Entrant	Nat.	Car	Q1	Q2	Q3	Q4	Q Sum	Int. Pt.	SF1	SF2	Final	Ch. Pt.
1	17	Artis BAUMANIS Volland Racing Kft.	LVA	Škoda Fabia	45 (2.) 3:13.497	45 (2.) 3:14.491	45 (2.) 3:14.328	45 (2.) 3:13.015	180	15		6 (1.) 4:41.884	8 (1.) 4:42.560	29
2	23	Krisztián SZABÓ Volland Racing Kft.	HUN	Škoda Fabia	42 (3.) 3:14.474	38 (6.) 3:16.241	35 (9.) 3:17.957	24 (20.) 3:27.377	139	9		5 (2.) 4:42.960	5 (2.) 4:43.708	19
3	10	Janno LIGUR Ligur Racing	EST	Škoda Fabia	19 (23.) DNF	39 (5.) 3:15.834	36 (8.) 3:17.766	50 (1.) 3:12.656	144	12	5 (2.) 4:44.618		4 (3.) 4:44.384	21
4	89	Timur SHIGABOUTDINOV Set Promotion	RUS	Renault Twingo	50 (1.) 3:13.394	50 (1.) 3:13.741	50 (1.) 3:13.624	42 (3.) 3:13.556	192	16	6 (1.) 4:42.653		3 (4.) 4:47.309	25
5	11	Jussi-Petteri LEPPihalme Set Promotion	FIN	Renault Twingo	40 (4.) 3:16.162	42 (3.) 3:14.835	42 (3.) 3:15.838	39 (5.) 3:14.109	163	14	4 (3.) 4:44.839		2 (5.) 4:49.918	20
6	15	Gergely MARTON Volland Racing Kft.	HUN	Škoda Fabia	33 (11.) 3:18.206	35 (9.) 3:17.680	33 (11.) 3:19.226	35 (9.) 3:15.562	136	7		4 (3.) 4:44.524	1 (6.) 4:50.047	12
7	8	Espen ISAKSATRE Espen Isaksatre	NOR	Peugeot 208	38 (6.) 3:17.482	34 (10.) 3:18.156	40 (4.) 3:16.046	33 (11.) 3:16.238	145	13		3 (4.) 4:46.798		16
8	6	Kasparas NAVICKAS Taurages Automobiliu Klubas VŠJ	LTU	Škoda Fabia	24 (20.) 3:23.132	40 (4.) 3:15.804	38 (6.) 3:17.539	40 (4.) 3:13.636	142	11		1 (6.) 4:49.594		12
9	16	Josef ŠUSTA Josef Šusta	CZE	Škoda Fabia	35 (9.) 3:17.978	29 (15.) 3:19.704	39 (5.) 3:17.271	36 (8.) 3:15.487	139	10	2 (5.) 4:48.032			12
10	37	Jimmy TERPEREAU Jimmy Terpereau	FRA	Citröen C2	34 (10.) 3:18.057	31 (13.) 3:19.207	34 (10.) 3:18.048	38 (6.) 3:15.125	137	8	1 (6.) 4:49.279			9
11	2	Ulrik LINNEMANN Ulrik Linnemann	DNK	Peugeot 208	39 (5.) 3:17.031	36 (8.) 3:16.780	21 (23.) 3:40.570	37 (7.) 3:15.425	133	6	3 (4.) 4:47.696			9
12	5	Ondrej SMETANA LS Racing Czech National Team	CZE	Ford Fiesta	36 (8.) 3:17.965	37 (7.) 3:16.743	37 (7.) 3:17.659	23 (21.) 4:01.861	133	5		2 (5.) 4:48.216		7
13	4	Anders-Bjorland HANSEN Anders Bjorland Hansen	NOR	Volkswagen Polo	30 (14.) 3:20.624	32 (12.) 3:19.156	29 (15.) 3:20.564	34 (10.) 3:16.233	125	4				4
14	66	Václav VEVERKA Veverka Czech National Team	CZE	Peugeot 208	28 (16.) 3:21.455	28 (16.) 3:19.771	32 (12.) 3:19.971	32 (12.) 3:16.603	120	3				3
15	33	Arnis ODINS TT Motorsport	LVA	Renault Twingo	32 (12.) 3:19.893	30 (14.) 3:19.395	30 (14.) 3:20.396	28 (16.) 3:20.827	120	2				2
16	80	Lars-Christian ROSLAND Lars Christian Lote Rosland	NOR	Opel Corsa	25 (19.) 3:22.434	25 (19.) 3:22.828	31 (13.) 3:20.190	29 (15.) 3:19.400	110	1				1
17	3	Pavel VIMMER Diana Czech National Team	CZE	Škoda Fabia	29 (15.) 3:20.840	26 (18.) 3:20.734	28 (16.) 3:20.900	25 (19.) 3:26.429	108	0				0
18	18	SZIJJ "JOLLY" Zsolt Speedy Motorsport	HUN	Škoda Fabia	27 (17.) 3:21.928	24 (20.) 3:23.048	25 (19.) 3:21.690	31 (13.) 3:18.064	107	0				0
19	34	Juris SPIKIS TT Motorsport	LVA	Renault Twingo	31 (13.) 3:20.404	23 (21.) 3:23.409	26 (18.) 3:21.112	26 (18.) 3:21.617	106	0				0
20	97	Ada Marie HVAAL Ada Marie Hvaal	NOR	Citröen C2	19 (24.) DNF	27 (17.) 3:20.385	23 (21.) 3:22.710	30 (14.) 3:19.098	99	0				0
21	20	Siim SALURI RS Racing Team	EST	Renault Twingo	37 (7.) 3:17.572	33 (11.) 3:18.436	27 (17.) 3:20.996	0 (23.) DNS	97	0				0
22	29	Arvo KASK Reinsalu Sport	EST	Ford Ka	23 (21.) 3:25.703	22 (22.) 3:24.556	24 (20.) 3:22.554	27 (17.) 3:21.170	96	0				0

Höljesbanan (1210m)

Published at...	Steward Mrs.Cheryl LYNCH	Steward Mr.Surinder THATTHI	Steward Mr.Bengt-Göran GRENANDER	
-----------------	-----------------------------	--------------------------------	-------------------------------------	--

S1600

SS - 22

Official results

Pos.	No.	Driver Competitor/Entrant	Nat.	Car	Q1	Q2	Q3	Q4	Q Sum	Int. Pt.	SF1	SF2	Final	Ch. Pt.
23	30	Marcel SUCHÝ Jihocesky Autoclub V ACR	CZE	Peugeot 207	22 (22.) 3:30.774	21 (23.) 3:27.076	22 (22.) 3:23.818	19 (22.) DNF	84	0				0
24	9	Zdenek KUCERA Zdenek Kucera	CZE	Škoda Fabia	26 (18.) 3:22.290	19 (24.) DNF	0 (24.) DNS	0 (24.) DNS	45	0				0

Höljesbanan (1210m)

Published at...	Steward Mrs.Cheryl LYNCH	Steward Mr.Surinder THATTHI	Steward Mr.Bengt-Göran GRENANDER	
-----------------	-----------------------------	--------------------------------	-------------------------------------	--

Page 2 of 2

S1600

Provisional Championship standing

Pos.	No.	Driver	Nat.	Car	ESP	PRT	HOC	BEL	GBR	NOR	SWE	CAN	FRA	LVA	DEU	ZAF	Rep.	Pen.	Ch. Pt
1	17	Artis BAUMANIS	LVA	Škoda Fabia		20 3		24 5			29 1							1	73
2	11	Jussi-Petteri LEPPihalme	FIN	Renault Twingo		21 6		23 3			20 5							0	64
3	6	Kasparas NAVICKAS	LTU	Škoda Fabia		22 4		28 1			12 8							0	62
4	23	Krisztián SZABÓ	HUN	Škoda Fabia		26 2		15 8			19 2							0	60
5	89	Timur SHIGABOUTDINOV	RUS	Renault Twingo		18 5		17 4			25 4							1	60
6	2	Ulrik LINNEMANN	DNK	Peugeot 208		27 1		18 6			9 11							0	54
7	10	Janno LIGUR	EST	Škoda Fabia		10 8		16 2			21 3							0	47
8	5	Ondrej SMETANA	CZE	Ford Fiesta		13 7		11 9			7 12							0	31
9	37	Jimmy TERPEREAU	FRA	Citröen C2		4 13		16 7			9 10							0	29
10	15	Gergely MARTON	HUN	Škoda Fabia		7 11		3 14			12 6							0	22
11	16	Josef ŠUSTA	CZE	Škoda Fabia		0 19		8 11			12 9							1	20
12	8	Espen ISAKSATRE	NOR	Peugeot 208							16 7							0	16
13	66	Václav VEVERKA	CZE	Peugeot 208		7 12		6 12			3 14							0	16
14	20	Siim SALURI	EST	Renault Twingo		10 10		4 13			0 21							0	14
15	3	Pavel VIMMER	CZE	Škoda Fabia		10 9		0 20			0 17							0	10
16	34	Juris SPIKIS	LVA	Renault Twingo				8 10			0 19							0	8
17	4	Anders-Bjorland HANSEN	NOR	Volkswagen Polo		0 21		2 15			4 13							0	6
18	9	Zdenek KUCERA	CZE	Škoda Fabia		3 14		0 19			0 24							0	3
19	73	Rudolf SCHAFER	FRA	Peugeot 208		2 15		1 16										0	3
20	33	Arnis ODINS	LVA	Renault Twingo							2 15							0	2
21	80	Lars-Christian ROSLAND	NOR	Opel Corsa		0 20		0 17			1 16							0	1
22	18	SZIJJ "JOLLY" Zsolt	HUN	Škoda Fabia		1 16		0 24			0 18							0	1
23	76	Mário BARBOSA	PRT	Ford Fiesta		0 17		0 21										0	0
24	77	Mário TEIXEIRA	PRT	Ford Fiesta		0 18												0	0
25	72	Sven SEELIGER	DEU	Ford Fiesta				0 18										0	0
26	97	Ada Marie HVAAL	NOR	Citröen C2				0 25			0 20							0	0
27	29	Arvo KASK	EST	Ford Ka							0 22							0	0

Höljesbanan (1210m)

S1600

SS - 27

Provisional Championship standing

Pos.	No.	Driver	Nat.	Car	ESP	PRT	HOC	BEL	GBR	NOR	SWE	CAN	FRA	LVA	DEU	ZAF	Rep.	Pen.	Ch. Pt
28	26	Nuno ARAÚJO	PRT	Citröen C2		0 22												0	0
29	13	Davy VAN DEN BRANDENBEL	BEL	Citroen DS3				0 22										0	0
30	22	Hélder RIBEIRO	PRT	Citröen C2		0 23												0	0
31	30	Marcel SUCHÝ	CZE	Peugeot 207							0 23							0	0
32	94	Nick VANALKEN	BEL	Volkswagen Polo				0 23										0	0
33	28	Antonio SOUSA	PRT	Citröen DS3		0 24												0	0
34	45	Max VERCELLI	ITA	Renault Clio				0 26										0	0

These results are provisional until the conclusion of any judicial and technical inquiries.

Höljesbanan (1210m)

Printed: 7/2/2017 5:31:35 PM

Page 3 of 4