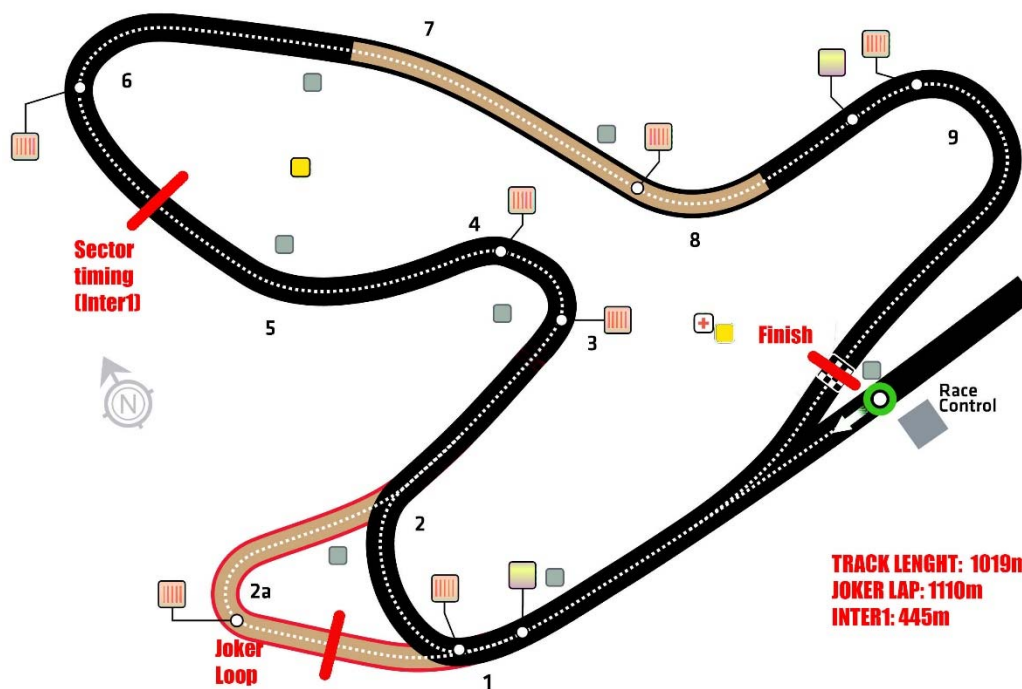


**FIA WORLD RALLYCROSS CHAMPIONSHIP  
PRESENTED BY MONSTER ENERGY**

**ROUND 6 // 9-11 JUNE 2017\_  
HELL (NOR)  
TEAM VERKSTED WORLD RX OF NORWAY**

# RESULT BOOK



Track length: 1019 meter  
Joker lap: 1110 meter  
Intermediate timeline: 445 meter

**Chronomoto Timing**



Supercar

SC - 02

List of starters

No.	Driver	Nat.	Competitor/Entrant	Car	Licence	Competitor Lic.
1	1 Mattias EKSTRÖM	SWE	EKS	Audi S1	197807147199	369
2	3 Johan KRISTOFFERSSON	SWE	PSRX Volkswagen Sweden	Volkswagen Polo GTI	198812066275	245
3	6 Janis BAUMANIS	LVA	Team Stard	Ford Fiesta	1705670001	BA158
4	7 Timur TIMERZYANOV	RUS	Team Stard	Ford Fiesta	#17100	BA158
5	9 Sébastien LOEB	FRA	Team Peugeot-Hansen	Peugeot 208	47	546
6	10 "CSUCSU"	HUN	Speedy Motorsport	Kia Rio	4723	140
7	11 Petter SOLBERG	NOR	PSRX Volkswagen Sweden	Volkswagen Polo GTI	IKO19833	245
8	13 Andreas BAKKERUD	NOR	Hoonigan Racing Division	Ford Focus RS	IRC30267	E2094-U-17
9	15 Reinis NITISS	LVA	EKS Performance AB	Audi S1	1705670003	369
10	21 Timmy HANSEN	SWE	Team Peugeot-Hansen	Peugeot 208	199205212732	546
11	36 Guerlain CHICHERIT	FRA	Guerlain Chicherit	Renault Clio	58619	'58619
12	43 Ken BLOCK	USA	Hoonigan Racing Division	Ford Focus RS	D3714-U-17C	E2094-U-17
13	44 Timo SCHEIDER	DEU	MJP Racing Team Austria	Ford Fiesta	JA1010	BA157
14	57 Toomas HEIKKINEN	FIN	EKS	Audi S1	21561120	369
15	60 Joni-Pekka RAJALA	FIN	Vaaranmaa Racing	Mitsubishi Mirage	22989196	50054912
16	68 Niclas GRÖNHOLM	FIN	GRX	Ford Fiesta	34708006	50054983
17	71 Kevin HANSEN	SWE	Team Peugeot-Hansen	Peugeot 208	199805280659	546
18	78 Laurent BOULIOU	FRA	Laurent Bouliou	Peugeot 208	165127	165127
19	84 Hervé "Knapick" LEMONNIE R	FRA	Hervé "Knapick" Lemonnier	Citröen DS3	1640	1640
20	87 Jean-Baptiste DUBOURG	FRA	DA Racing	Peugeot 208	161090	250976
21	96 Kevin ERIKSSON	SWE	MJP Racing Team Austria	Ford Fiesta	199607160539	BA157
22	100 Guy WILKS	GBR	Loco World RX Team	Volkswagen Polo	153265	1705310009

22 drivers

These results are provisional until the conclusion of any judicial and technical inquiries.

Lånke Circuit (1019/1110m)

Published at...	Clerk of the Course Tony Lund TJELLE	Timekeeper Péter MAJOSHÁZI	
-----------------	---	-------------------------------	--

Printed: 6/9/2017 2:50:41 PM

Page 1 of 1

Supercar

SC - 02

List of starters (Teams)

Team	Nat.	No.	Driver	Nat.	Car
1 PSRX Volkswagen Sweden	SWE	11 3	Petter SOLBERG Johan KRISTOFFERSSON	NOR SWE	Volkswagen Polo GTI Volkswagen Polo GTI
2 EKS	SWE	1 57	Mattias EKSTRÖM Toomas HEIKKINEN	SWE FIN	Audi S1 Audi S1
3 MJP Racing Team Austria	AUT	96 44	Kevin ERIKSSON Timo SCHEIDER	SWE DEU	Ford Fiesta Ford Fiesta
4 Team Peugeot-Hansen	SWE	21 9	Timmy HANSEN Sébastien LOEB	SWE FRA	Peugeot 208 Peugeot 208
5 Hoonigan Racing Division	USA	43 13	Ken BLOCK Andreas BAKKERUD	USA NOR	Ford Focus RS Ford Focus RS
6 Team Stard	AUT	7 6	Timur TIMERZYANOV Janis BAUMANIS	RUS LVA	Ford Fiesta Ford Fiesta

6 teams

These results are provisional until the conclusion of any judicial and technical inquiries.

Lånke Circuit (1019/1110m)

Published at...	Clerk of the Course Tony Lund TJELLE	Timekeeper Péter MAJOSHÁZI	
-----------------	---	-------------------------------	--

Printed: 6/9/2017 2:42:47 PM

Page 1 of 1

Supercar

SC - 03

Free Practice 1

Ranking

Pos.	No.	Driver	Competitor/Entrant	Nat.	Car	Best lap	Diff	Laps
1	3	Johan KRISTOFFERSSON	PSRX Volkswagen Sweden	SWE	Volkswagen Polo GTI	<b>0:38.682</b>		11
2	11	Petter SOLBERG	PSRX Volkswagen Sweden	NOR	Volkswagen Polo GTI	<b>0:38.914</b>	0:00.232	11
3	21	Timmy HANSEN	Team Peugeot-Hansen	SWE	Peugeot 208	<b>0:39.129</b>	0:00.447	10
4	13	Andreas BAKKERUD	Hoonigan Racing Division	NOR	Ford Focus RS	<b>0:39.132</b>	0:00.450	15
5	1	Mattias EKSTRÖM	EKS	SWE	Audi S1	<b>0:39.177</b>	0:00.495	11
6	57	Toomas HEIKKINEN	EKS	FIN	Audi S1	<b>0:39.232</b>	0:00.550	11
7	71	Kevin HANSEN	Team Peugeot-Hansen	SWE	Peugeot 208	<b>0:39.318</b>	0:00.636	15
8	7	Timur TIMERZYANOV	Team Stard	RUS	Ford Fiesta	<b>0:39.354</b>	0:00.672	12
9	9	Sébastien LOEB	Team Peugeot-Hansen	FRA	Peugeot 208	<b>0:39.380</b>	0:00.698	14
10	43	Ken BLOCK	Hoonigan Racing Division	USA	Ford Focus RS	<b>0:39.501</b>	0:00.819	15
11	44	Timo SCHEIDER	MJP Racing Team Austria	DEU	Ford Fiesta	<b>0:39.567</b>	0:00.885	6
12	15	Reinis NITISS	EKS Performance AB	LVA	Audi S1	<b>0:39.667</b>	0:00.985	15
13	96	Kevin ERIKSSON	MJP Racing Team Austria	SWE	Ford Fiesta	<b>0:39.742</b>	0:01.060	10
14	68	Niclas GRÖNHOLM	GRX	FIN	Ford Fiesta	<b>0:39.782</b>	0:01.100	13
15	6	Janis BAUMANIS	Team Stard	LVA	Ford Fiesta	<b>0:39.978</b>	0:01.296	18
16	100	Guy WILKS	Loco World RX Team	GBR	Volkswagen Polo	<b>0:40.266</b>	0:01.584	15
17	87	Jean-Baptiste DUBOURG	DA Racing	FRA	Peugeot 208	<b>0:40.545</b>	0:01.863	15
18	60	Joni-Pekka RAJALA	Vaaranmaa Racing	FIN	Mitsubishi Mirage	<b>0:41.248</b>	0:02.566	10
19	84	Hervé "Knapick" LEMONNIER	Hervé "Knapick" Lemonnier	FRA	Citröen DS3	<b>0:41.898</b>	0:03.216	11
20	78	Laurent BOULIOU	Laurent Bouliou	FRA	Peugeot 208	<b>0:42.251</b>	0:03.569	14
21	36	Guerlain CHICHERIT	Guerlain Chicherit	FRA	Renault Clio	<b>0:42.425</b>	0:03.743	2
DNF	10	"CSUCSU"	Speedy Motorsport	HUN	Kia Rio	<b>0:00.000</b>	-	0

Total:22 Drivers included DNS: 0 ,DNF: 1 , EXC: 0

These results are provisional until the conclusion of any judicial and technical inquiries.

Lånke Circuit (1019/1110m)

Published at...	Clerk of the Course Tony Lund TJELLE	Timekeeper Péter MAJOSHÁZI	
-----------------	---	-------------------------------	--

Printed: 6/9/2017 7:44:34 PM

Page 1 of 8

Supercar

SC - 03

Free Practice 1

Lap Times

1. 3 Johan KRISTOFFERSSON SWE Volkswagen Polo GTI				
Lap	Laptime	Sector 1	Sector 2	Time of day
1.	00:42.924	20.5	22.3	17:48:48.998
2.	00:40.346	17.7	22.6	17:49:29.344
3.	00:38.988	16.8	22.1	17:50:08.332
4.	36:05.143	5:43	21.8	18:26:13.475
5.	00:43.862	21.5	22.2	18:26:57.337
6.	00:38.773	16.4	22.2	18:27:36.110
7.	00:38.802	16.5	22.2	18:28:14.912
8.	53:13.334	2:51	22.0	19:21:28.246
9.	00:38.682	16.4	22.1	19:22:06.928
10.	00:42.547	20.1	22.4	19:22:49.475
11.	00:39.166	16.5	22.6	19:23:28.641

2. 11 Petter SOLBERG NOR Volkswagen Polo GTI				
Lap	Laptime	Sector 1	Sector 2	Time of day
1.	00:42.648	20.3	22.2	17:48:49.518
2.	00:39.310	16.9	22.3	17:49:28.828
3.	00:38.914	16.6	22.2	17:50:07.742
4.	36:17.227	5:55	22.1	18:26:24.969
5.	00:39.426	16.8	22.5	18:27:04.395
6.	00:39.238	16.7	22.4	18:27:43.633
7.	00:42.321	20.2	22.0	18:28:25.954
8.	53:23.677	3:01	22.0	19:21:49.631
9.	00:39.499	16.6	22.8	19:22:29.130
10.	00:39.211	16.6	22.5	19:23:08.341
11.	00:39.220	16.6	22.5	19:23:47.561

3. 21 Timmy HANSEN SWE Peugeot 208				
Lap	Laptime	Sector 1	Sector 2	Time of day
1.	00:40.193	17.3	22.8	17:49:08.679
2.	00:39.262	16.8	22.4	17:49:47.941
3.	00:39.416	16.8	22.5	17:50:27.357
4.	35:41.134	5:18	22.2	18:26:08.491
5.	00:43.295	20.8	22.4	18:26:51.786
6.	00:40.130	17.4	22.6	18:27:31.916
7.	00:39.630	17.1	22.4	18:28:11.546
8.	39:02.118	8:39	22.5	19:07:13.664
9.	00:39.129	16.6	22.5	19:07:52.793
10.	00:46.224	16.7	29.4	19:08:39.017

4. 13 Andreas BAKKERUD NOR Ford Focus RS				
Lap	Laptime	Sector 1	Sector 2	Time of day
1.	00:43.687	20.9	22.7	17:49:02.512
2.	00:39.727	17.0	22.6	17:49:42.239
3.	00:39.170	16.8	22.3	17:50:21.409
4.	02:36.799	2:13	22.9	18:52:58.208
5.	00:39.392	16.8	22.5	18:53:37.600
6.	00:39.437	16.7	22.6	18:54:17.037

These results are provisional until the conclusion of any judicial and technical inquiries.

Lånke Circuit (1019/1110m)

Published at...	Clerk of the Course	Timekeeper	
	Tony Lund TJELLE	Péter MAJOSHÁZI	

**Supercar**

SC - 03

**Free Practice 1**

7.	00:39.566	16.9	22.6	18:54:56.603
8.	31:29.491	1:07	22.3	19:26:26.094
9.	00:39.132	16.6	22.4	19:27:05.226
10.	00:39.350	16.8	22.5	19:27:44.576
11.	00:39.380	16.9	22.4	19:28:23.956
12.	06:32.109	6:09	22.5	19:34:56.065
13.	00:39.189	16.7	22.4	19:35:35.254
14.	00:39.363	16.7	22.5	19:36:14.617
15.	00:46.842	20.8	25.9	19:37:01.459

**5. 1 Mattias EKSTRÖM SWE Audi S1**

Lap	Laptime	Sector 1	Sector 2	Time of day
1.	00:44.243	20.9	23.2	17:48:58.508
2.	00:39.519	16.8	22.7	17:49:38.027
3.	00:39.482	16.7	22.6	17:50:17.509
4.	16:57.720	6:35	22.2	19:07:15.229
5.	00:42.806	20.4	22.3	19:07:58.035
6.	00:39.238	16.7	22.5	19:08:37.273
7.	00:48.562	16.9	31.6	19:09:25.835
8.	21:25.951	1:03	22.1	19:30:51.786
9.	00:39.177	16.6	22.4	19:31:30.963
10.	00:39.532	16.8	22.6	19:32:10.495
11.	00:39.182	16.6	22.5	19:32:49.677

**6. 57 Toomas HEIKKINEN FIN Audi S1**

Lap	Laptime	Sector 1	Sector 2	Time of day
1.	00:40.420	17.0	23.3	17:52:49.160
2.	00:39.544	16.8	22.6	17:53:28.704
3.	00:39.537	16.7	22.7	17:54:08.241
4.	32:32.856	2:10	22.5	18:26:41.097
5.	00:39.520	16.6	22.8	18:27:20.617
6.	00:39.774	17.1	22.5	18:28:00.391
7.	00:39.568	16.8	22.7	18:28:39.959
8.	01:58.317	1:35	22.5	19:30:38.276
9.	00:39.232	16.8	22.4	19:31:17.508
10.	00:42.685	17.0	25.6	19:32:00.193
11.	00:39.524	16.7	22.8	19:32:39.717

**7. 71 Kevin HANSEN SWE Peugeot 208**

Lap	Laptime	Sector 1	Sector 2	Time of day
1.	00:39.864	17.0	22.8	17:56:27.582
2.	00:43.732	20.9	22.7	17:57:11.314
3.	00:39.772	16.9	22.8	17:57:51.086
4.	54:55.124	4:31	23.4	18:52:46.210
5.	00:40.172	16.9	23.2	18:53:26.382
6.	00:40.242	16.8	23.3	18:54:06.624
7.	00:39.922	17.0	22.9	18:54:46.546
8.	26:58.271	6:35	22.7	19:21:44.817
9.	00:39.318	16.6	22.7	19:22:24.135
10.	00:39.603	16.7	22.8	19:23:03.738
11.	00:39.599	16.7	22.8	19:23:43.337

These results are provisional until the conclusion of any judicial and technical inquiries.

Lånke Circuit (1019/1110m)

Published at...	Clerk of the Course	Timekeeper	
	Tony Lund TJELLE	Péter MAJOSHÁZI	

**Supercar**

SC - 03

**Free Practice 1**

12.	06:47.710	6:25	22.5	19:30:31.047
13.	00:40.384	17.0	23.3	19:31:11.431
14.	00:43.704	20.8	22.8	19:31:55.135
15.	00:40.086	16.8	23.2	19:32:35.221

<b>8.</b>	<b>7 Timur TIMERZYANOV</b>	<b>RUS</b>	<b>Ford Fiesta</b>	
Lap	Laptime	Sector 1	Sector 2	Time of day

1.	00:39.625	17.0	22.5	17:52:53.528
2.	00:39.489	16.7	22.6	17:53:33.017
3.	00:39.511	16.9	22.5	17:54:12.528
4.	28:09.375	7:46	23.1	18:22:21.903
5.	00:43.710	20.9	22.7	18:23:05.613
6.	00:45.450	21.7	23.7	18:23:51.063
7.	00:39.550	16.9	22.6	18:24:30.613
8.	53:16.714	2:53	22.8	19:17:47.327
9.	12:37.520	2:14	22.9	19:30:24.847
10.	00:39.561	16.8	22.7	19:31:04.408
11.	00:39.354	16.7	22.5	19:31:43.762
12.	00:40.534	16.8	23.6	19:32:24.296

<b>9.</b>	<b>9 Sébastien LOEB</b>	<b>FRA</b>	<b>Peugeot 208</b>	
Lap	Laptime	Sector 1	Sector 2	Time of day

1.	00:39.932	17.1	22.7	17:49:15.034
2.	00:39.908	17.1	22.7	17:49:54.942
3.	00:39.380	16.8	22.5	17:50:34.322
4.	35:44.466	5:21	22.5	18:26:18.788
5.	00:43.067	16.7	26.3	18:27:01.855
6.	00:43.485	20.9	22.5	18:27:45.340
7.	00:39.476	16.9	22.5	18:28:24.816
8.	38:32.806	8:10	22.7	19:06:57.622
9.	00:43.708	20.9	22.7	19:07:41.330
10.	00:39.903	16.9	22.9	19:08:21.233
11.	00:39.919	16.9	23.0	19:09:01.152
12.	17:05.815	6:43	22.6	19:26:06.967
13.	00:39.401	16.8	22.5	19:26:46.368
14.	00:44.085	16.9	27.0	19:27:30.453

<b>10.</b>	<b>43 Ken BLOCK</b>	<b>USA</b>	<b>Ford Focus RS</b>	
Lap	Laptime	Sector 1	Sector 2	Time of day

1.	00:39.968	16.8	23.0	17:52:36.887
2.	00:40.347	17.0	23.2	17:53:17.234
3.	00:44.546	21.1	23.3	17:54:01.780
4.	58:45.461	8:22	22.7	18:52:47.241
5.	00:44.426	21.6	22.8	18:53:31.667
6.	00:39.720	16.7	22.9	18:54:11.387
7.	00:39.501	16.9	22.5	18:54:50.888
8.	31:30.247	1:07	22.6	19:26:21.135
9.	00:39.777	17.0	22.7	19:27:00.912
10.	00:40.336	17.2	23.0	19:27:41.248
11.	00:40.940	18.3	22.5	19:28:22.188
12.	06:12.775	5:50	22.4	19:34:34.963

These results are provisional until the conclusion of any judicial and technical inquiries.

Lånke Circuit (1019/1110m)

Published at...	Clerk of the Course Tony Lund TJELLE	Timekeeper Péter MAJOSHÁZI	
-----------------	---	-------------------------------	--

Supercar

SC - 03

Free Practice 1

13.	00:39.518	16.9	22.5	19:35:14.481
14.	00:39.713	16.9	22.7	19:35:54.194
15.	00:44.418	21.3	23.0	19:36:38.612

11. 44 Timo SCHEIDER DEU Ford Fiesta				
Lap	Laptime	Sector 1	Sector 2	Time of day
1.	42:03.077	1:28	34.6	18:34:54.661
2.	31:57.488	1:33	23.5	19:06:52.149
3.	00:39.567	16.7	22.7	19:07:31.716
4.	00:40.194	17.1	23.0	19:08:11.910
5.	00:40.265	16.7	23.4	19:08:52.175
6.	17:10.721	6:45	24.8	19:26:02.896

12. 15 Reinis NITISS LVA Audi S1				
Lap	Laptime	Sector 1	Sector 2	Time of day
1.	00:40.011	17.0	22.9	17:53:00.249
2.	00:40.055	17.0	22.9	17:53:40.304
3.	00:40.143	17.2	22.9	17:54:20.447
4.	32:14.367	1:51	22.8	18:26:34.814
5.	00:39.812	16.9	22.8	18:27:14.626
6.	00:39.985	16.9	23.0	18:27:54.611
7.	00:40.093	17.0	23.0	18:28:34.704
8.	49:17.651	8:54	23.1	19:17:52.355
9.	00:39.667	16.8	22.8	19:18:32.022
10.	00:39.797	16.8	22.9	19:19:11.819
11.	00:40.059	17.0	23.0	19:19:51.878
12.	01:55.960	1:33	22.8	19:30:47.838
13.	00:40.032	16.9	23.1	19:31:27.870
14.	00:40.146	16.9	23.2	19:32:08.016
15.	00:39.971	16.9	23.0	19:32:47.987

13. 96 Kevin ERIKSSON SWE Ford Fiesta				
Lap	Laptime	Sector 1	Sector 2	Time of day
1.	00:38.687	15.2	23.4	18:52:35.327
2.	00:39.956	17.1	22.8	18:53:15.283
3.	00:40.011	17.1	22.9	18:53:55.294
4.	00:40.177	17.1	23.0	18:54:35.471
5.	27:26.045	7:03	22.5	19:22:01.516
6.	00:44.154	21.5	22.6	19:22:45.670
7.	00:39.742	17.0	22.7	19:23:25.412
8.	00:39.821	17.0	22.7	19:24:05.233
9.	01:45.259	1:22	22.5	19:34:50.492
10.	00:44.561	16.8	27.6	19:35:35.053

14. 68 Niclas GRÖNHOLM FIN Ford Fiesta				
Lap	Laptime	Sector 1	Sector 2	Time of day
1.	00:40.786	17.2	23.5	17:56:19.571
2.	00:40.322	16.9	23.3	17:56:59.893
3.	00:40.464	17.0	23.4	17:57:40.357
4.	37:14.474	6:50	24.0	18:34:54.831
5.	00:40.400	17.0	23.3	18:35:35.231
6.	00:44.209	21.5	22.6	18:36:19.440

These results are provisional until the conclusion of any judicial and technical inquiries.

Lånke Circuit (1019/1110m)

Published at...	Clerk of the Course	Timekeeper	
	Tony Lund TJELLE	Péter MAJOSHÁZI	



**Supercar**

SC - 03

**Free Practice 1**

7.	00:39.782	16.9	22.8	18:36:59.222
8.	04:37.117	4:14	22.5	19:17:36.339
9.	00:39.980	16.9	23.0	19:18:16.319
10.	00:46.387	16.9	29.4	19:19:02.706
11.	07:29.898	7:07	22.8	19:26:32.604
12.	00:40.784	17.3	23.4	19:27:13.388
13.	00:40.410	17.2	23.1	19:27:53.798

15. 6 Janis BAUMANIS LVA Ford Fiesta				
Lap	Laptime	Sector 1	Sector 2	Time of day
1.	00:40.166	17.3	22.8	17:56:22.484
2.	00:40.452	17.0	23.4	17:57:02.936
3.	56:01.541	5:37	23.9	18:53:04.477
4.	00:40.635	17.1	23.5	18:53:45.112
5.	00:40.333	17.3	23.0	18:54:25.445
6.	00:40.001	16.8	23.1	18:55:05.446
7.	22:36.471	2:13	22.8	19:17:41.917
8.	00:39.978	17.0	22.9	19:18:21.895
9.	00:40.264	17.0	23.1	19:19:02.159
10.	00:40.591	17.4	23.1	19:19:42.750
11.	14:46.808	4:23	23.3	19:34:29.558
12.	00:40.011	17.0	23.0	19:35:09.569
13.	00:40.006	17.1	22.8	19:35:49.575
14.	00:40.072	17.0	23.0	19:36:29.647
15.	02:47.975	2:24	23.4	19:39:17.622
16.	00:40.486	17.2	23.2	19:39:58.108
17.	00:40.003	17.1	22.8	19:40:38.111
18.	00:40.002	17.1	22.8	19:41:18.113

16. 100Guy WILKS GBR Volkswagen Polo				
Lap	Laptime	Sector 1	Sector 2	Time of day
1.	00:40.757	17.4	23.2	17:56:38.997
2.	00:40.285	17.1	23.1	17:57:19.282
3.	00:40.637	17.3	23.2	17:57:59.919
4.	37:08.660	6:40	27.8	18:35:08.579
5.	00:41.645	18.1	23.5	18:35:50.224
6.	00:40.515	17.2	23.2	18:36:30.739
7.	00:40.493	17.0	23.4	18:37:11.232
8.	04:44.897	4:21	23.5	19:17:56.129
9.	00:40.369	17.0	23.3	19:18:36.498
10.	00:40.414	17.1	23.2	19:19:16.912
11.	00:40.628	17.2	23.3	19:19:57.540
12.	01:59.215	1:35	23.4	19:30:56.755
13.	00:40.643	17.4	23.2	19:31:37.398
14.	00:40.266	17.1	23.1	19:32:17.664
15.	00:40.324	17.2	23.0	19:32:57.988

17. 87 Jean-Baptiste DUBOURG FRA Peugeot 208				
Lap	Laptime	Sector 1	Sector 2	Time of day
1.	00:41.151	17.7	23.4	17:56:35.243
2.	00:41.049	17.7	23.2	17:57:16.292

These results are provisional until the conclusion of any judicial and technical inquiries.

Lånke Circuit (1019/1110m)

Published at...	Clerk of the Course Tony Lund TJELLE	Timekeeper Péter MAJOSHÁZI	
-----------------	---	-------------------------------	--

Supercar

SC - 03

Free Practice 1

3.	00:40.753	17.3	23.4	17:57:57.045
4.	37:02.333	00.0	00.0	18:34:59.378
5.	00:40.968	00.0	00.0	18:35:40.346
6.	00:40.545	00.0	00.0	18:36:20.891
7.	00:40.773	00.0	00.0	18:37:01.664
8.	44:34.605	00.0	00.0	19:21:36.269
9.	00:44.781	00.0	00.0	19:22:21.050
10.	00:40.605	00.0	00.0	19:23:01.655
11.	00:40.913	00.0	00.0	19:23:42.568
12.	01:43.172	00.0	00.0	19:34:25.740
13.	00:40.750	00.0	00.0	19:35:06.490
14.	00:40.969	00.0	00.0	19:35:47.459
15.	00:44.905	00.0	00.0	19:36:32.364

**18. 60 Joni-Pekka RAJALA FIN Mitsubishi Mirage**

Lap	Laptime	Sector 1	Sector 2	Time of day
1.	00:41.248	17.4	23.7	18:00:14.347
2.	00:45.897	21.7	24.1	18:01:00.244
3.	00:41.494	17.6	23.8	18:01:41.738
4.	33:04.686	2:40	24.0	18:34:46.424
5.	00:41.534	17.6	23.8	18:35:27.958
6.	00:41.423	17.7	23.6	18:36:09.381
7.	00:42.327	18.1	24.2	18:36:51.708
8.	03:35.327	3:11	23.7	19:07:27.035
9.	00:41.458	17.7	23.7	19:08:08.493
10.	00:46.459	17.7	28.6	19:08:54.952

**19. 84 Hervé "Knapick" LEMONNIER FRA Citroën DS3**

Lap	Laptime	Sector 1	Sector 2	Time of day
1.	00:42.512	18.0	24.4	18:00:32.173
2.	00:47.989	23.4	24.5	18:01:20.162
3.	00:45.436	21.2	24.1	18:02:05.598
4.	32:46.895	2:21	25.4	18:34:52.493
5.	00:42.111	17.4	24.6	18:35:34.604
6.	00:42.321	18.2	24.1	18:36:16.925
7.	00:47.596	23.3	24.2	18:37:04.521
8.	44:52.565	4:28	24.0	19:21:57.086
9.	00:41.962	17.9	23.9	19:22:39.048
10.	00:41.918	17.7	24.1	19:23:20.966
11.	00:41.898	17.7	24.1	19:24:02.864

**20. 78 Laurent BOULIOU FRA Peugeot 208**

Lap	Laptime	Sector 1	Sector 2	Time of day
1.	00:43.224	18.3	24.8	18:00:22.857
2.	00:47.151	22.6	24.4	18:01:10.008
3.	05:55.755	5:31	24.3	19:07:05.763
4.	00:42.532	18.2	24.3	19:07:48.295
5.	00:42.801	17.9	24.8	19:08:31.096
6.	00:47.919	22.8	25.0	19:09:19.015
7.	16:55.560	6:31	24.2	19:26:14.575
8.	00:42.718	18.1	24.5	19:26:57.293

These results are provisional until the conclusion of any judicial and technical inquiries.

Lånke Circuit (1019/1110m)

Published at...	Clerk of the Course Tony Lund TJELLE	Timekeeper Péter MAJOSHÁZI	
-----------------	---	-------------------------------	--

Supercar

SC - 03

Free Practice 1

9.	00:42.512	18.2	24.2	19:27:39.805
10.	00:48.969	24.2	24.7	19:28:28.774
11.	06:13.141	5:48	24.3	19:34:41.915
12.	00:42.251	17.8	24.3	19:35:24.166
13.	00:47.165	22.6	24.5	19:36:11.331
14.	00:43.112	18.3	24.8	19:36:54.443

<b>21.</b>	<b>36</b>	<b>Guerlain CHICHERIT</b>	<b>FRA</b>	<b>Renault Clio</b>
Lap	Laptime	Sector 1	Sector 2	Time of day
1.	00:42.425	00.0	00.0	17:56:50.249
2.	42:50.893	00.0	00.0	19:39:41.142
<b>DNF</b>	<b>10</b>	<b>"CSUCSU"</b>	<b>HUN</b>	<b>Kia Rio</b>

These results are provisional until the conclusion of any judicial and technical inquiries.

Lånke Circuit (1019/1110m)

Published at...	Clerk of the Course Tony Lund TJELLE	Timekeeper Péter MAJOSHÁZI	
-----------------	---	-------------------------------	--

Printed: 6/9/2017 7:44:34 PM

Page 8 of 8

Supercar

SC - 04

Free Practice 2

Ranking

Pos.	No.	Driver	Competitor/Entrant	Nat.	Car	Best lap	Diff	Laps
1	9	Sébastien LOEB	Team Peugeot-Hansen	FRA	Peugeot 208	<b>0:42.246</b>		5
2	13	Andreas BAKKERUD	Hoonigan Racing Division	NOR	Ford Focus RS	<b>0:42.267</b>	0:00.021	11
3	1	Mattias EKSTRÖM	EKS	SWE	Audi S1	<b>0:42.289</b>	0:00.043	10
4	21	Timmy HANSEN	Team Peugeot-Hansen	SWE	Peugeot 208	<b>0:42.492</b>	0:00.246	11
5	15	Reinis NITISS	EKS Performance AB	LVA	Audi S1	<b>0:42.503</b>	0:00.257	15
6	3	Johan KRISTOFFERSSON	PSRX Volkswagen Sweden	SWE	Volkswagen Polo GTI	<b>0:42.598</b>	0:00.352	11
7	11	Petter SOLBERG	PSRX Volkswagen Sweden	NOR	Volkswagen Polo GTI	<b>0:42.722</b>	0:00.476	11
8	6	Janis BAUMANIS	Team Stard	LVA	Ford Fiesta	<b>0:42.975</b>	0:00.729	11
9	7	Timur TIMERZYANOV	Team Stard	RUS	Ford Fiesta	<b>0:42.986</b>	0:00.740	15
10	96	Kevin ERIKSSON	MJP Racing Team Austria	SWE	Ford Fiesta	<b>0:43.075</b>	0:00.829	11
11	57	Toomas HEIKKINEN	EKS	FIN	Audi S1	<b>0:43.193</b>	0:00.947	11
12	44	Timo SCHEIDER	MJP Racing Team Austria	DEU	Ford Fiesta	<b>0:43.209</b>	0:00.963	11
13	71	Kevin HANSEN	Team Peugeot-Hansen	SWE	Peugeot 208	<b>0:43.212</b>	0:00.966	11
14	43	Ken BLOCK	Hoonigan Racing Division	USA	Ford Focus RS	<b>0:43.321</b>	0:01.075	8
15	87	Jean-Baptiste DUBOURG	DA Racing	FRA	Peugeot 208	<b>0:43.591</b>	0:01.345	11
16	68	Niclas GRÖNHOLM	GRX	FIN	Ford Fiesta	<b>0:43.871</b>	0:01.625	11
17	36	Guerlain CHICHERIT	Guerlain Chicherit	FRA	Renault Clio	<b>0:44.386</b>	0:02.140	14
18	100	Guy WILKS	Loco World RX Team	GBR	Volkswagen Polo	<b>0:44.480</b>	0:02.234	11
19	60	Joni-Pekka RAJALA	Vaaranmaa Racing	FIN	Mitsubishi Mirage	<b>0:44.713</b>	0:02.467	11
20	78	Laurent BOULIOU	Laurent Bouliou	FRA	Peugeot 208	<b>0:44.811</b>	0:02.565	11
21	10	"CSUCSU"	Speedy Motorsport	HUN	Kia Rio	<b>0:46.414</b>	0:04.168	2
22	84	Hervé "Knapick" LEMONNIER	Hervé "Knapick" Lemonnier	FRA	Citröen DS3	<b>0:47.437</b>	0:05.191	2

Total:22 Drivers included DNS: 0 ,DNF: 0 , EXC: 0

These results are provisional until the conclusion of any judicial and technical inquiries.

Lånke Circuit (1019/1110m)

Published at...	Clerk of the Course Tony Lund TJELLE	Timekeeper Péter MAJOSHÁZI	
-----------------	---	-------------------------------	--

Printed: 6/10/2017 11:02:13 AM

Page 1 of 7

Supercar

SC - 04

Free Practice 2

Lap Times

1. 9 Sébastien LOEB FRA Peugeot 208				
Lap	Laptime	Sector 1	Sector 2	Time of day
1.	00:46.998	18.9	28.0	09:32:58.527
2.	21:11.497	2:47	24.2	10:54:10.024
3.	00:42.246	18.7	23.5	10:54:52.270
4.	00:42.398	18.8	23.5	10:55:34.668
5.	00:42.892	18.9	23.9	10:56:17.560

2. 13 Andreas BAKKERUD NOR Ford Focus RS				
Lap	Laptime	Sector 1	Sector 2	Time of day
1.	00:46.639	22.3	24.3	09:32:46.700
2.	00:42.966	18.7	24.1	09:33:29.666
3.	00:42.821	19.1	23.6	09:34:12.487
4.	55:30.013	5:06	23.6	10:29:42.500
5.	00:42.267	18.5	23.6	10:30:24.767
6.	00:43.168	19.1	24.0	10:31:07.935
7.	00:46.270	22.4	23.8	10:31:54.205
8.	25:54.183	5:30	23.3	10:57:48.388
9.	00:42.730	18.8	23.8	10:58:31.118
10.	00:46.342	22.2	24.1	10:59:17.460
11.	00:45.142	19.4	25.6	11:00:02.602

3. 1 Mattias EKSTRÖM SWE Audi S1				
Lap	Laptime	Sector 1	Sector 2	Time of day
1.	00:42.654	18.6	23.9	09:32:35.986
2.	00:42.289	18.3	23.9	09:33:18.275
3.	00:46.222	21.5	24.6	09:34:04.497
4.	11:20.527	1:56	24.4	09:45:25.024
5.	00:42.867	18.5	24.2	09:46:07.891
6.	00:50.101	18.5	31.5	09:46:57.992
7.	00:42.874	18.5	24.3	09:47:40.866
8.	57:52.398	7:28	24.1	10:45:33.264
9.	00:43.208	19.0	24.2	10:46:16.472
10.	00:46.555	18.7	27.7	10:47:03.027

4. 21 Timmy HANSEN SWE Peugeot 208				
Lap	Laptime	Sector 1	Sector 2	Time of day
1.	00:46.212	21.9	24.2	09:33:06.530
2.	00:43.745	19.0	24.7	09:33:50.275
3.	00:43.800	19.0	24.7	09:34:34.075
4.	54:53.483	4:29	23.6	10:29:27.558
5.	00:42.897	18.8	24.0	10:30:10.455
6.	00:42.492	18.5	23.8	10:30:52.947
7.	00:43.710	19.2	24.4	10:31:36.657
8.	22:39.148	2:15	23.3	10:54:15.805
9.	00:42.758	19.0	23.7	10:54:58.563
10.	00:43.037	18.7	24.2	10:55:41.600
11.	00:43.198	19.0	24.1	10:56:24.798

5. 15 Reinis NITISS LVA Audi S1				
---------------------------------	--	--	--	--

These results are provisional until the conclusion of any judicial and technical inquiries.

Lånke Circuit (1019/1110m)

Published at...	Clerk of the Course	Timekeeper	
	Tony Lund TJELLE 	Péter MAJOSHÁZI 	

Printed: 6/10/2017 11:02:13 AM

Page 2 of 7

**Supercar**

SC - 04

**Free Practice 2**

Lap	Laptime	Sector 1	Sector 2	Time of day
1.	00:43.244	18.5	24.6	09:37:24.885
2.	00:43.530	18.5	24.9	09:38:08.415
3.	00:43.948	18.9	24.9	09:38:52.363
4.	06:44.328	6:19	24.6	09:45:36.691
5.	00:43.336	18.9	24.3	09:46:20.027
6.	00:43.361	19.0	24.2	09:47:03.388
7.	00:43.295	19.0	24.2	09:47:46.683
8.	57:39.062	7:14	24.1	10:45:25.745
9.	00:43.455	19.1	24.2	10:46:09.200
10.	00:43.497	18.9	24.5	10:46:52.697
11.	00:43.739	18.9	24.7	10:47:36.436
12.	01:28.322	1:04	23.9	10:58:04.758
13.	00:42.503	18.8	23.6	10:58:47.261
14.	00:42.640	19.0	23.5	10:59:29.901
15.	00:42.920	18.9	24.0	11:00:12.821

6. 3 Johan KRISTOFFERSSON		SWE	Volkswagen Polo GTI	
Lap	Laptime	Sector 1	Sector 2	Time of day
1.	00:43.064	18.7	24.2	09:32:30.523
2.	00:42.598	18.6	23.9	09:33:13.121
3.	00:46.044	21.8	24.1	09:33:59.165
4.	11:16.385	1:52	23.9	09:45:15.550
5.	00:45.739	21.6	24.0	09:46:01.289
6.	00:43.127	18.7	24.3	09:46:44.416
7.	00:43.357	18.9	24.3	09:47:27.773
8.	57:32.924	7:08	24.0	10:45:00.697
9.	00:43.439	18.9	24.4	10:45:44.136
10.	00:43.311	18.9	24.3	10:46:27.447
11.	00:46.199	21.7	24.4	10:47:13.646

7. 11 Petter SOLBERG		NOR	Volkswagen Polo GTI	
Lap	Laptime	Sector 1	Sector 2	Time of day
1.	00:45.696	21.5	24.1	09:32:51.194
2.	00:43.081	18.9	24.1	09:33:34.275
3.	00:42.824	18.7	24.1	09:34:17.099
4.	28:04.899	7:40	23.9	10:02:21.998
5.	00:46.272	21.5	24.6	10:03:08.270
6.	00:42.934	18.7	24.1	10:03:51.204
7.	00:43.297	18.8	24.4	10:04:34.501
8.	04:42.073	4:17	24.5	10:45:16.574
9.	00:44.096	19.1	24.9	10:46:00.670
10.	00:42.722	18.7	24.0	10:46:43.392
11.	00:47.394	22.8	24.5	10:47:30.786

8. 6 Janis BAUMANIS		LVA	Ford Fiesta	
Lap	Laptime	Sector 1	Sector 2	Time of day
1.	00:44.557	19.5	25.0	09:36:58.756
2.	00:43.824	18.9	24.8	09:37:42.580
3.	00:44.203	19.4	24.7	09:38:26.783
4.	23:31.761	3:07	24.0	10:01:58.544

These results are provisional until the conclusion of any judicial and technical inquiries.

Lånke Circuit (1019/1110m)

Published at...	Clerk of the Course	Timekeeper	
	Tony Lund TJELLE	Péter MAJOSHÁZI	

**Supercar**

SC - 04

**Free Practice 2**

5.	00:43.601	19.3	24.2	10:02:42.145
6.	00:42.975	19.0	23.9	10:03:25.120
7.	00:47.596	23.2	24.3	10:04:12.716
8.	45:21.580	4:57	23.9	10:49:34.296
9.	00:43.083	19.0	23.9	10:50:17.379
10.	00:43.502	19.3	24.1	10:51:00.881
11.	00:44.593	19.5	25.0	10:51:45.474

**9. 7 Timur TIMERZYANOV RUS Ford Fiesta**

Lap	Laptime	Sector 1	Sector 2	Time of day
1.	00:42.986	18.7	24.2	09:37:15.021
2.	00:47.289	22.6	24.6	09:38:02.310
3.	00:43.390	18.8	24.5	09:38:45.700
4.	14:07.954	3:43	24.2	09:52:53.654
5.	00:43.804	19.1	24.6	09:53:37.458
6.	00:44.065	19.2	24.8	09:54:21.523
7.	00:44.511	19.2	25.3	09:55:06.034
8.	54:32.468	4:08	23.8	10:49:38.502
9.	00:43.988	19.7	24.2	10:50:22.490
10.	00:44.097	19.7	24.3	10:51:06.587
11.	00:44.137	19.4	24.7	10:51:50.724
12.	06:22.836	5:57	25.0	10:58:13.560
13.	00:43.263	19.1	24.1	10:58:56.823
14.	00:43.077	19.1	23.9	10:59:39.900
15.	00:44.006	19.6	24.3	11:00:23.906

**10. 96 Kevin ERIKSSON SWE Ford Fiesta**

Lap	Laptime	Sector 1	Sector 2	Time of day
1.	00:44.630	19.7	24.8	09:37:33.688
2.	00:43.679	19.0	24.6	09:38:17.367
3.	00:44.258	19.2	24.9	09:39:01.625
4.	23:18.107	2:53	24.5	10:02:19.732
5.	00:43.075	19.0	24.0	10:03:02.807
6.	00:43.754	19.3	24.4	10:03:46.561
7.	00:44.010	19.3	24.6	10:04:30.571
8.	45:30.237	5:06	24.0	10:50:00.808
9.	00:43.197	19.0	24.1	10:50:44.005
10.	00:47.344	22.6	24.6	10:51:31.349
11.	00:44.553	19.8	24.6	10:52:15.902

**11. 57 Toomas HEIKKINEN FIN Audi S1**

Lap	Laptime	Sector 1	Sector 2	Time of day
1.	00:44.202	19.3	24.8	09:37:11.864
2.	00:43.711	18.8	24.8	09:37:55.575
3.	00:47.438	22.5	24.8	09:38:43.013
4.	13:52.431	3:28	24.2	09:52:35.444
5.	00:43.193	18.7	24.4	09:53:18.637
6.	00:43.670	18.9	24.7	09:54:02.307
7.	00:47.215	22.5	24.6	09:54:49.522
8.	55:20.665	4:56	24.0	10:50:10.187
9.	00:43.935	19.8	24.0	10:50:54.122

These results are provisional until the conclusion of any judicial and technical inquiries.

Lånke Circuit (1019/1110m)

Published at...	Clerk of the Course Tony Lund TJELLE	Timekeeper Péter MAJOSHÁZI	
-----------------	---	-------------------------------	--

Supercar

SC - 04

Free Practice 2

10.	00:43.527	19.1	24.4	10:51:37.649
11.	00:43.758	19.4	24.3	10:52:21.407

12. 44 Timo SCHEIDER DEU Ford Fiesta				
Lap	Laptime	Sector 1	Sector 2	Time of day
1.	00:43.329	18.5	24.8	09:41:53.287
2.	00:44.551	19.4	25.0	09:42:37.838
3.	00:47.627	22.6	24.9	09:43:25.465
4.	18:28.634	8:04	24.2	10:01:54.099
5.	00:43.546	18.6	24.9	10:02:37.645
6.	00:44.435	19.1	25.2	10:03:22.080
7.	00:49.213	23.0	26.1	10:04:11.293
8.	49:44.720	9:20	24.6	10:53:56.013
9.	00:43.209	19.2	23.9	10:54:39.222
10.	00:44.488	19.9	24.5	10:55:23.710
11.	00:44.523	19.7	24.7	10:56:08.233

13. 71 Kevin HANSEN SWE Peugeot 208				
Lap	Laptime	Sector 1	Sector 2	Time of day
1.	00:43.729	19.0	24.6	09:42:07.905
2.	00:44.003	19.0	24.9	09:42:51.908
3.	00:44.031	19.1	24.8	09:43:35.939
4.	09:09.919	8:45	24.0	09:52:45.858
5.	00:43.551	19.2	24.3	09:53:29.409
6.	00:44.050	19.3	24.7	09:54:13.459
7.	00:47.062	22.6	24.4	09:55:00.521
8.	54:48.130	4:24	24.0	10:49:48.651
9.	00:43.212	19.1	24.0	10:50:31.863
10.	00:44.382	19.6	24.7	10:51:16.245
11.	00:43.499	19.2	24.2	10:51:59.744

14. 43 Ken BLOCK USA Ford Focus RS				
Lap	Laptime	Sector 1	Sector 2	Time of day
1.	00:44.260	19.2	24.9	09:37:06.127
2.	00:44.646	19.4	25.1	09:37:50.773
3.	00:47.621	22.3	25.2	09:38:38.394
4.	59:59.529	9:34	24.6	10:38:37.923
5.	00:43.321	18.9	24.3	10:39:21.244
6.	00:43.690	19.0	24.6	10:40:04.934
7.	00:47.224	23.0	24.1	10:40:52.158
8.	17:25.883	6:35	50.4	10:58:18.041

15. 87 Jean-Baptiste DUBOURG FRA Peugeot 208				
Lap	Laptime	Sector 1	Sector 2	Time of day
1.	00:44.341	19.1	25.2	09:45:49.767
2.	00:48.315	23.0	25.2	09:46:38.082
3.	00:44.695	19.3	25.3	09:47:22.777
4.	47:01.094	6:36	24.7	10:34:23.871
5.	00:44.079	19.1	24.9	10:35:07.950
6.	00:44.015	19.1	24.8	10:35:51.965
7.	00:48.528	22.8	25.6	10:36:40.493
8.	21:15.820	2:51	24.2	10:57:56.313

These results are provisional until the conclusion of any judicial and technical inquiries.

Lånke Circuit (1019/1110m)

Published at...	Clerk of the Course	Timekeeper
	Tony Lund TJELLE	Péter MAJOSHÁZI



Supercar

SC - 04

Free Practice 2

9.	00:43.591	19.1	24.4	10:58:39.904
10.	00:44.367	20.0	24.3	10:59:24.271
11.	00:44.348	19.6	24.7	11:00:08.619

16. 68 Niclas GRÖNHOLM FIN Ford Fiesta				
Lap	Laptime	Sector 1	Sector 2	Time of day
1.	00:44.527	19.7	24.7	09:42:16.795
2.	00:43.871	19.3	24.5	09:43:00.666
3.	00:44.596	19.9	24.6	09:43:45.262
4.	18:20.079	7:54	25.4	10:02:05.341
5.	00:44.242	19.4	24.8	10:02:49.583
6.	00:44.515	19.4	25.0	10:03:34.098
7.	00:44.806	19.4	25.3	10:04:18.904
8.	04:51.997	4:27	24.4	10:45:10.901
9.	00:44.439	19.5	24.9	10:45:55.340
10.	00:44.548	19.5	24.9	10:46:39.888
11.	00:44.497	19.6	24.8	10:47:24.385

17. 36 Guerlain CHICHERIT FRA Renault Clio				
Lap	Laptime	Sector 1	Sector 2	Time of day
1.	00:44.978	00.0	00.0	09:41:49.418
2.	00:45.194	00.0	00.0	09:42:34.612
3.	00:45.354	00.0	00.0	09:43:19.966
4.	09:00.433	00.0	00.0	09:52:20.399
5.	00:45.323	00.0	00.0	09:53:05.722
6.	00:49.001	00.0	00.0	09:53:54.723
7.	00:45.427	00.0	00.0	09:54:40.150
8.	39:52.701	00.0	00.0	10:34:32.851
9.	00:44.535	00.0	00.0	10:35:17.386
10.	00:44.774	00.0	00.0	10:36:02.160
11.	00:45.085	00.0	00.0	10:36:47.245
12.	17:41.853	00.0	00.0	10:54:29.098
13.	00:44.386	00.0	00.0	10:55:13.484
14.	00:46.235	00.0	00.0	10:55:59.719

18. 100Guy WILKS GBR Volkswagen Polo				
Lap	Laptime	Sector 1	Sector 2	Time of day
1.	00:45.067	19.6	25.4	09:42:00.462
2.	00:44.816	19.5	25.2	09:42:45.278
3.	00:45.786	19.7	26.0	09:43:31.064
4.	09:09.776	8:44	25.2	09:52:40.840
5.	00:45.127	20.0	25.0	09:53:25.967
6.	00:46.427	20.7	25.6	09:54:12.394
7.	00:45.480	20.2	25.2	09:54:57.874
8.	05:08.571	9:43	25.0	10:45:06.445
9.	00:45.209	19.6	25.5	10:45:51.654
10.	00:44.480	19.6	24.8	10:46:36.134
11.	00:45.518	20.3	25.1	10:47:21.652

19. 60 Joni-Pekka RAJALA FIN Mitsubishi Mirage				
Lap	Laptime	Sector 1	Sector 2	Time of day
1.	00:44.713	19.2	25.4	09:42:04.367

These results are provisional until the conclusion of any judicial and technical inquiries.

Lånke Circuit (1019/1110m)

Published at...	Clerk of the Course	Timekeeper
	Tony Lund TJELLE	Péter MAJOSHÁZI

Supercar

SC - 04

Free Practice 2

2.	00:44.835	19.5	25.2	09:42:49.202
3.	00:45.465	20.0	25.4	09:43:34.667
4.	08:54.591	8:29	25.3	09:52:29.258
5.	00:45.208	19.9	25.2	09:53:14.466
6.	00:46.474	20.0	26.3	09:54:00.940
7.	00:46.088	20.3	25.7	09:54:47.028
8.	55:08.409	4:43	25.3	10:49:55.437
9.	00:44.914	20.0	24.8	10:50:40.351
10.	00:44.864	19.9	24.9	10:51:25.215
11.	00:45.809	20.6	25.1	10:52:11.024

**20. 78 Laurent BOULIOU FRA Peugeot 208**

Lap	Laptime	Sector 1	Sector 2	Time of day
1.	00:45.233	19.5	25.6	09:46:15.773
2.	00:46.228	19.6	26.5	09:47:02.001
3.	00:50.573	24.7	25.8	09:47:52.574
4.	14:17.128	3:51	25.1	10:02:09.702
5.	00:45.395	19.3	26.0	10:02:55.097
6.	00:44.849	19.4	25.3	10:03:39.946
7.	00:45.421	19.6	25.7	10:04:25.367
8.	49:38.200	9:12	26.0	10:54:03.567
9.	00:45.212	20.3	24.8	10:54:48.779
10.	00:44.811	19.5	25.2	10:55:33.590
11.	00:50.006	24.3	25.6	10:56:23.596

**21. 10 "CSUCSU" HUN Kia Rio**

Lap	Laptime	Sector 1	Sector 2	Time of day
1.	00:46.414	20.9	25.5	10:55:08.352
2.	00:49.997	24.6	25.3	10:55:58.349

**22. 84 Hervé "Knapick" LEMONNIER FRA Citroën DS3**

Lap	Laptime	Sector 1	Sector 2	Time of day
1.	00:47.437	21.3	26.0	09:45:59.472
2.	11:43.315	24.1	25.0	10:57:42.787

These results are provisional until the conclusion of any judicial and technical inquiries.

Lånke Circuit (1019/1110m)

Published at...	Clerk of the Course	Timekeeper	
	Tony Lund TJELLE	Péter MAJOSHÁZI	

Printed: 6/10/2017 11:02:13 AM

Page 7 of 7

Supercar

SC - 01

Provisional Grid Sheet for Q 1 by the draw (Right Pole)

P5	P4	P3	P2	POLE			
<b>Race 1</b>							
		13	9	44	<b>R1</b>	44	Timo SCHEIDER DEU
						9	Sébastien LOEB FRA
						13	Andreas BAKKERUD NOR
<b>Race 2</b>							
	87	71	6	3	<b>R2</b>	3	Johan KRISTOFFERSSON SWE
						6	Janis BAUMANIS LVA
						71	Kevin HANSEN SWE
						87	Jean-Baptiste DUBOURG FRA
<b>Race 3</b>							
1	11	78	36	21	<b>R3</b>	21	Timmy HANSEN SWE
						36	Guerlain CHICHERIT FRA
						78	Laurent BOULIOU FRA
						11	Petter SOLBERG NOR
						1	Mattias EKSTRÖM SWE
<b>Race 4</b>							
15	84	100	60	68	<b>R4</b>	68	Niclas GRÖNHOLM FIN
						60	Joni-Pekka RAJALA FIN
						100	Guy WILKS GBR
						84	Hervé "Knapick" LEMONNIER FRA
						15	Reinis NITISS LVA
<b>Race 5</b>							
96	7	57	43	10	<b>R5</b>	10	"CSUCSU" HUN
						43	Ken BLOCK USA
						57	Toomas HEIKKINEN FIN
						7	Timur TIMERZYANOV RUS
						96	Kevin ERIKSSON SWE

These results are provisional until the conclusion of any judicial and technical inquiries.

Lånke Circuit (1019/1110m)

Published at...	Clerk of the Course Tony Lund TJELLE	Timekeeper Péter MAJOSHÁZI	
-----------------	---	-------------------------------	--

Supercar

SC - 05

Result of Q 1

Pos.	No.	Driver Competitor/Entrant	Nat./Car	Total Tm Laps/Jok/Race	Gap Penalty	Lap0	Lap1 S1   S2	Lap2 S1   S2	Lap3 S1   S2	Lap4 S1   S2	Pts.
1	1	Mattias EKSTRÖM EKS	SWE Audi S1	2:57.367 4/1 R3	-		0:46.037 22.4   23.5	0:42.519 18.7   23.7	0:41.967 18.4   23.4	0:46.844 22.5   24.2	50
2	3	Johan KRISTOFFERSSON PSRX Volkswagen Sweden	SWE Volkswagen Polo GTI	2:58.452 4/1 R2	0:01.085 -		0:46.960 23.3   23.5	0:42.617 18.4   24.1	0:42.724 18.8   23.8	0:46.151 22.3   23.7	45
3	9	Sébastien LOEB Team Peugeot-Hansen	FRA Peugeot 208	2:59.215 4/1 R1	0:01.848 -		0:49.904 26.2   23.7	0:42.538 18.6   23.8	0:43.283 18.8   24.4	0:43.490 19.1   24.3	42
4	11	Petter SOLBERG PSRX Volkswagen Sweden	NOR Volkswagen Polo GTI	2:59.337 4/1 R3	0:01.970 -		0:47.024 23.3   23.6	0:42.290 18.7   23.5	0:46.809 22.4   24.3	0:43.214 19.0   24.2	40
5	13	Andreas BAKKERUD Hoonigan Racing Division	NOR Ford Focus RS	2:59.558 4/1 R1	0:02.191 -		0:50.699 26.8   23.8	0:42.348 18.7   23.6	0:43.017 19.0   23.9	0:43.494 19.3   24.0	39
6	71	Kevin HANSEN Team Peugeot-Hansen	SWE Peugeot 208	3:01.042 4/1 R2	0:03.675 -		0:50.124 26.5   23.5	0:43.462 19.3   24.1	0:43.965 19.2   24.7	0:43.491 19.7   24.2	38
7	15	Reinis NITISS EKS Performance AB	LVA Audi S1	3:01.074 4/1 R4	0:03.707 -		0:47.998 23.9   24.0	0:42.842 18.7   24.0	0:42.844 18.8   24.0	0:47.390 23.3   24.0	37
8	21	Timmy HANSEN Team Peugeot-Hansen	SWE Peugeot 208	3:01.907 4/1 R3	0:04.540 -		0:47.965 23.8   24.1	0:46.947 23.0   23.9	0:44.011 19.1   24.8	0:42.984 18.9   24.0	36
9	44	Timo SCHEIDER MJP Racing Team Austria	DEU Ford Fiesta	3:02.355 4/1 R1	0:04.988 -		0:46.933 23.1   23.8	0:43.739 18.7   24.9	0:43.386 18.9   24.4	0:48.297 23.7   24.5	35
10	87	Jean-Baptiste DUBOURG DA Racing	FRA Peugeot 208	3:03.074 4/1 R2	0:05.707 -		0:51.154 27.1   23.9	0:43.029 18.9   24.0	0:44.398 19.4   24.9	0:44.493 19.3   25.1	34
11	7	Timur TIMERZYANOV Team Stard	RUS Ford Fiesta	3:03.441 4/1 R5	0:06.074 -		0:48.067 23.4   24.5	0:43.461 18.8   24.6	0:47.440 22.9   24.5	0:44.473 19.7   24.7	33
12	6	Janis BAUMANIS Team Stard	LVA Ford Fiesta	3:04.077 4/1 R2	0:06.710 -		0:47.903 23.6   24.2	0:43.321 19.2   24.0	0:44.515 20.1   24.4	0:48.338 23.3   24.9	32
13	43	Ken BLOCK Hoonigan Racing Division	USA Ford Focus RS	3:05.717 4/1 R5	0:08.350 -		0:47.304 23.2   24.0	0:43.893 18.9   24.9	0:44.060 19.3   24.7	0:50.460 24.4   26.0	31
14	57	Toomas HEIKKINEN EKS	FIN Audi S1	3:06.842 4/1 R5	0:09.475 -		0:48.575 23.9   24.6	0:43.767 19.2   24.5	0:43.352 19.3   24.0	0:51.148 24.3   26.8	30
15	36	Guerlain CHICHERIT Guerlain Chicherit	FRA Renault Clio	3:08.617 4/1 R3	0:11.250 -		0:54.079 29.0   25.0	0:44.438 19.7   24.6	0:44.807 19.6   25.1	0:45.293 19.9   25.3	29
16	78	Laurent BOULIOU Laurent Bouliou	FRA Peugeot 208	3:10.678 4/1 R3	0:13.311 -		0:56.341 30.8   25.4	0:44.322 19.5   24.7	0:45.284 19.6   25.6	0:44.731 20.1   24.5	28
17	60	Joni-Pekka RAJALA Vaaranmaa Racing	FIN Mitsubishi Mirage	3:11.223 4/1 R4	0:13.856 -		0:49.114 24.4   24.6	0:50.002 25.1   24.8	0:46.399 19.6   26.7	0:45.708 20.2   25.4	27
18	68	Niclas GRÖNHOLM GRX	FIN Ford Fiesta	3:12.239 4/1 R4	0:14.872 -		0:51.647 24.7   26.8	0:44.785 19.7   25.0	0:46.281 20.5   25.7	0:49.526 24.0   25.5	26
19	84	Hervé "Knapick" LEMONNIER Hervé "Knapick" Lemonnier	FRA Citroën DS3	3:13.094 4/1 R4	0:15.727 -		0:54.190 28.8   25.3	0:46.212 21.1   25.0	0:45.259 20.0   25.2	0:47.433 21.9   25.4	25
20	100	Guy WILKS Loco World RX Team	GBR Volkswagen Polo	3:13.931 4/1 R4	0:16.564 -		0:58.877 27.6   31.2	0:44.365 19.4   24.8	0:44.449 19.5   24.8	0:46.240 20.2   26.0	24
21	10	"CSUCSU" Speedy Motorsport	HUN Kia Rio	3:16.095 4/1 R5	0:18.728 -		0:54.679 29.4   25.1	0:45.412 19.9   25.5	0:48.611 21.7   26.8	0:47.393 20.6   26.7	23
22	96	Kevin ERIKSSON MJP Racing Team Austria	SWE Ford Fiesta	3:22.858 4/1 R5	0:25.491 -		1:12.550 48.3   24.1	0:42.998 19.1   23.8	0:43.568 19.0   24.5	0:43.742 19.5   24.1	22

These results are provisional until the conclusion of any judicial and technical inquiries.

Lånke Circuit (1019/1110m)

Published at...	Clerk of the Course Tony Lund TJELLE	Timekeeper Péter MAJOSHÁZI	
-----------------	---	-------------------------------	--

Printed: 6/10/2017 12:51:56 PM

Page 1 of 1



Supercar

SC - 06

Provisional Grid Sheet for Q 2 (Right Pole)

P5	P4	P3	P2	POLE			
<b>Race 1</b>							
		96	10	100	<b>R1</b>	100	Guy WILKS GBR
						10	"CSUCSU" HUN
						96	Kevin ERIKSSON SWE
<b>Race 2</b>							
	84	68	60	78	<b>R2</b>	78	Laurent BOULIOU FRA
						60	Joni-Pekka RAJALA FIN
						68	Niclas GRÖNHOLM FIN
						84	Hervé "Knapick" LEMONNIER FRA
<b>Race 3</b>							
36	57	43	6	7	<b>R3</b>	7	Timur TIMERZYANOV RUS
						6	Janis BAUMANIS LVA
						43	Ken BLOCK USA
						57	Toomas HEIKKINEN FIN
						36	Guerlain CHICHERIT FRA
<b>Race 4</b>							
87	44	21	15	71	<b>R4</b>	71	Kevin HANSEN SWE
						15	Reinis NITISS LVA
						21	Timmy HANSEN SWE
						44	Timo SCHEIDER DEU
						87	Jean-Baptiste DUBOURG FRA
<b>Race 5</b>							
13	11	9	3	1	<b>R5</b>	1	Mattias EKSTRÖM SWE
						3	Johan KRISTOFFERSSON SWE
						9	Sébastien LOEB FRA
						11	Petter SOLBERG NOR
						13	Andreas BAKKERUD NOR

These results are provisional until the conclusion of any judicial and technical inquiries.

Lånke Circuit (1019/1110m)

Published at...	Clerk of the Course Tony Lund TJELLE	Timekeeper Péter MAJOSHÁZI	
-----------------	---	-------------------------------	--

Supercar

SC - 07

Result of Q 2

Pos.	No.	Driver Competitor/Entrant	Nat./Car	Total Tm Laps/Jok/Race	Gap Penalty	Lap0	Lap1 S1   S2	Lap2 S1   S2	Lap3 S1   S2	Lap4 S1   S2	Pts.
1	13	Andreas BAKKERUD Hoonigan Racing Division	NOR Ford Focus RS	3:10.748 4/1 R5	-		0:52.555 26.7   25.8	0:46.085 20.4   25.5	0:45.931 20.5   25.3	0:46.177 20.6   25.5	50
2	1	Mattias EKSTRÖM EKS	SWE Audi S1	3:12.011 4/1 R5	0:01.263 -		0:50.154 23.7   26.4	0:46.481 20.4   26.0	0:46.245 20.4   25.7	0:49.131 23.3   25.7	45
3	11	Petter SOLBERG PSRX Volkswagen Sweden	NOR Volkswagen Polo GTI	3:12.557 4/1 R5	0:01.809 -		0:51.056 24.8   26.2	0:46.510 20.8   25.6	0:46.227 20.6   25.6	0:48.764 23.1   25.5	42
4	96	Kevin ERIKSSON MJP Racing Team Austria	SWE Ford Fiesta	3:13.094 4/1 R1	0:02.346 -		0:53.197 26.6   26.5	0:46.311 20.0   26.2	0:46.633 20.0   26.5	0:46.953 20.1   26.7	40
5	21	Timmy HANSEN Team Peugeot-Hansen	SWE Peugeot 208	3:13.692 4/1 R4	0:02.944 -		0:54.237 27.8   26.4	0:46.160 20.3   25.8	0:46.873 20.3   26.5	0:46.422 20.2   26.2	39
6	57	Toomas HEIKKINEN EKS	FIN Audi S1	3:13.985 4/1 R3	0:03.237 -		0:53.173 26.6   26.4	0:46.570 20.0   26.5	0:47.528 20.6   26.8	0:46.714 20.2   26.4	38
7	9	Sébastien LOEB Team Peugeot-Hansen	FRA Peugeot 208	3:14.447 4/1 R5	0:03.699 -		0:53.261 27.2   26.0	0:47.348 21.2   26.1	0:46.956 21.1   25.7	0:46.882 21.0   25.8	37
8	43	Ken BLOCK Hoonigan Racing Division	USA Ford Focus RS	3:14.952 4/1 R3	0:04.204 -		0:51.079 24.0   27.0	0:46.617 20.5   26.0	0:50.439 23.9   26.4	0:46.817 20.4   26.3	36
9	3	Johan KRISTOFFERSSON PSRX Volkswagen Sweden	SWE Volkswagen Polo GTI	3:15.185 4/1 R5	0:04.437 -		0:51.101 24.3   26.7	0:50.618 24.6   25.9	0:46.685 20.8   25.8	0:46.781 21.0   25.6	35
10	15	Reinis NITISS EKS Performance AB	LVA Audi S1	3:15.313 4/1 R4	0:04.565 -		0:50.637 24.4   26.2	0:46.869 20.5   26.3	0:46.905 20.5   26.3	0:50.902 24.4   26.4	34
11	44	Timo SCHEIDER MJP Racing Team Austria	DEU Ford Fiesta	3:17.233 4/1 R4	0:06.485 -		0:54.932 28.0   26.8	0:47.146 20.7   26.4	0:47.961 21.0   26.9	0:47.194 20.6   26.5	33
12	7	Timur TIMERZYANOV Team Stard	RUS Ford Fiesta	3:17.748 4/1 R3	0:07.000 -		0:51.382 24.4   26.8	0:50.879 24.5   26.3	0:47.716 20.7   26.9	0:47.771 21.2   26.5	32
13	87	Jean-Baptiste DUBOURG DA Racing	FRA Peugeot 208	3:17.959 4/1 R4	0:07.211 -		0:55.499 28.3   27.1	0:46.982 20.3   26.6	0:48.092 20.8   27.2	0:47.386 20.7   26.6	31
14	6	Janis BAUMANIS Team Stard	LVA Ford Fiesta	3:18.276 4/1 R3	0:07.528 -		0:51.924 24.7   27.1	0:47.322 20.6   26.6	0:47.444 20.8   26.6	0:51.586 24.2   27.3	30
15	100	Guy WILKS Loco World RX Team	GBR Volkswagen Polo	3:18.921 4/1 R1	0:08.173 -		0:52.001 24.6   27.3	0:51.923 24.6   27.3	0:46.925 20.1   26.7	0:48.072 20.4   27.6	29
16	71	Kevin HANSEN Team Peugeot-Hansen	SWE Peugeot 208	3:18.996 4/1 R4	0:08.248 -		0:51.659 24.6   26.9	0:47.350 20.6   26.6	0:48.314 20.9   27.3	0:51.673 24.2   27.4	28
17	36	Guerlain CHICHERIT Guerlain Chicherit	FRA Renault Clio	3:21.256 4/1 R3	0:10.508 -		0:55.568 28.2   27.3	0:48.690 21.0   27.6	0:48.504 20.8   27.6	0:48.494 21.1   27.3	27
18	68	Niclas GRÖNHOLM GRX	FIN Ford Fiesta	3:22.179 4/1 R2	0:11.431 -		0:54.416 27.5   26.8	0:49.032 21.3   27.6	0:48.673 21.2   27.4	0:50.058 21.5   28.4	26
19	60	Joni-Pekka RAJALA Vaaranmaa Racing	FIN Mitsubishi Mirage	3:22.792 4/1 R2	0:12.044 -		0:51.334 24.4   26.8	0:52.579 24.7   27.7	0:48.708 21.4   27.2	0:50.171 21.6   28.5	25
20	78	Laurent BOULIOU Laurent Bouliou	FRA Peugeot 208	3:23.815 4/1 R2	0:13.067 -		0:53.071 25.1   27.9	0:49.162 21.4   27.6	0:48.559 20.7   27.8	0:53.023 24.5   28.4	24
21	84	Hervé "Knapick" LEMONNIER Hervé "Knapick" Lemonnier	FRA Citroën DS3	3:31.805 4/1 R2	0:21.057 -		0:56.686 28.7   27.9	0:48.883 20.7   28.1	0:49.386 21.5   27.8	0:56.850 21.7   35.1	23
22	10	"CSUCSU" Speedy Motorsport	HUN Kia Rio	3:42.957 4/1 R1	0:32.209 -		0:51.567 24.3   27.1	0:52.985 24.8   28.1	0:51.139 22.4   28.7	1:07.266 26.5   40.6	22

These results are provisional until the conclusion of any judicial and technical inquiries.

Lånke Circuit (1019/1110m)

Published at...	Clerk of the Course Tony Lund TJELLE	Timekeeper Péter MAJOSHÁZI	
-----------------	---	-------------------------------	--

Printed: 6/10/2017 3:29:20 PM

Page 1 of 1

**Supercar**

SC - 08

**Result after Q 2**



Pos.	No.	Driver Competitor/Entrant	Nat. Car Ch.	Q1	Q2	Q3	Q4	Q Sum	Int. Pt.	SF1	SF2	Final	Ch. Pt.	Ch Sum
1	1	Mattias EKSTRÖM EKS	SWE Audi S1	50 (1.) 2:57.367	45 (2.) 3:12.011			95						
2	13	Andreas BAKKERUD Hoonigan Racing Division	NOR Ford Focus RS	39 (5.) 2:59.558	50 (1.) 3:10.748			89						
3	11	Petter SOLBERG PSRX Volkswagen Sweden	NOR Volkswagen Polo GTI	40 (4.) 2:59.337	42 (3.) 3:12.557			82						
4	3	Johan KRISTOFFERSSON PSRX Volkswagen Sweden	SWE Volkswagen Polo GTI	45 (2.) 2:58.452	35 (9.) 3:15.185			80						
5	9	Sébastien LOEB Team Peugeot-Hansen	FRA Peugeot 208	42 (3.) 2:59.215	37 (7.) 3:14.447			79						
6	21	Timmy HANSEN Team Peugeot-Hansen	SWE Peugeot 208	36 (8.) 3:01.907	39 (5.) 3:13.692			75						
7	15	Reinis NITISS EKS Performance AB	LVA Audi S1	37 (7.) 3:01.074	34 (10.) 3:15.313			71						
8	57	Toomas HEIKKINEN EKS	FIN Audi S1	30 (14.) 3:06.842	38 (6.) 3:13.985			68						
9	44	Timo SCHEIDER MJP Racing Team Austria	DEU Ford Fiesta	35 (9.) 3:02.355	33 (11.) 3:17.233			68						
10	43	Ken BLOCK Hoonigan Racing Division	USA Ford Focus RS	31 (13.) 3:05.717	36 (8.) 3:14.952			67						
11	71	Kevin HANSEN Team Peugeot-Hansen	SWE Peugeot 208	38 (6.) 3:01.042	28 (16.) 3:18.996			66						
12	7	Timur TIMERZYANOV Team Stard	RUS Ford Fiesta	33 (11.) 3:03.441	32 (12.) 3:17.748			65						
13	87	Jean-Baptiste DUBOURG DA Racing	FRA Peugeot 208	34 (10.) 3:03.074	31 (13.) 3:17.959			65						
14	96	Kevin ERIKSSON MJP Racing Team Austria	SWE Ford Fiesta	22 (22.) 3:22.858	40 (4.) 3:13.094			62						
15	6	Janis BAUMANIS Team Stard	LVA Ford Fiesta	32 (12.) 3:04.077	30 (14.) 3:18.276			62						
16	36	Guerlain CHICHERIT Guerlain Chicherit	FRA Renault Clio	29 (15.) 3:08.617	27 (17.) 3:21.256			56						
17	100	Guy WILKS Loco World RX Team	GBR Volkswagen Polo	24 (20.) 3:13.931	29 (15.) 3:18.921			53						
18	68	Niclas GRÖNHOLM GRX	FIN Ford Fiesta	26 (18.) 3:12.239	26 (18.) 3:22.179			52						
19	60	Joni-Pekka RAJALA Vaaranmaa Racing	FIN Mitsubishi Mirage	27 (17.) 3:11.223	25 (19.) 3:22.792			52						
20	78	Laurent BOULIOU Laurent Bouliou	FRA Peugeot 208	28 (16.) 3:10.678	24 (20.) 3:23.815			52						
21	84	Hervé "Knapick" LEMONNIER Hervé "Knapick" Lemonnier	FRA Citroën DS3	25 (19.) 3:13.094	23 (21.) 3:31.805			48						
22	10	"CSUCSU" Speedy Motorsport	HUN Kia Rio	23 (21.) 3:16.095	22 (22.) 3:42.957			45						

**22 drivers**

 -  
-

These results are provisional until the conclusion of any judicial and technical inquiries.

Lånke Circuit (1019/1110m)

Published at...	Clerk of the Course Tony Lund TJELLE		Timekeeper Péter MAJOSHÁZI		
-----------------	---	---	-------------------------------	---	---

Printed: 6/10/2017 3:32:17 PM

Page 1 of 1

Supercar

SC - 10

Warm-up

Ranking

Pos.	No.	Driver	Competitor/Entrant	Nat.	Car	Best lap	Diff	Laps
1	1	Mattias EKSTRÖM	EKS	SWE	Audi S1	0:41.993		1
2	11	Petter SOLBERG	PSRX Volkswagen Sweden	NOR	Volkswagen Polo GTI	0:42.339	0:00.346	1
3	100	Guy WILKS	Loco World RX Team	GBR	Volkswagen Polo	0:42.421	0:00.428	1
4	21	Timmy HANSEN	Team Peugeot-Hansen	SWE	Peugeot 208	0:42.482	0:00.489	1
5	6	Janis BAUMANIS	Team Stard	LVA	Ford Fiesta	0:42.646	0:00.653	1
6	13	Andreas BAKKERUD	Hoonigan Racing Division	NOR	Ford Focus RS	0:42.677	0:00.684	1
7	9	Sébastien LOEB	Team Peugeot-Hansen	FRA	Peugeot 208	0:42.853	0:00.860	1
8	3	Johan KRISTOFFERSSON	PSRX Volkswagen Sweden	SWE	Volkswagen Polo GTI	0:42.869	0:00.876	1
9	68	Niclas GRÖNHOLM	GRX	FIN	Ford Fiesta	0:42.920	0:00.927	1
10	96	Kevin ERIKSSON	MJP Racing Team Austria	SWE	Ford Fiesta	0:42.962	0:00.969	1
11	7	Timur TIMERZYANOV	Team Stard	RUS	Ford Fiesta	0:42.989	0:00.996	1
12	57	Toomas HEIKKINEN	EKS	FIN	Audi S1	0:43.131	0:01.138	1
13	15	Reinis NITISS	EKS Performance AB	LVA	Audi S1	0:43.376	0:01.383	1
14	71	Kevin HANSEN	Team Peugeot-Hansen	SWE	Peugeot 208	0:43.382	0:01.389	1
15	44	Timo SCHEIDER	MJP Racing Team Austria	DEU	Ford Fiesta	0:43.547	0:01.554	1
16	87	Jean-Baptiste DUBOURG	DA Racing	FRA	Peugeot 208	0:43.587	0:01.594	1
17	60	Joni-Pekka RAJALA	Vaaranmaa Racing	FIN	Mitsubishi Mirage	0:44.271	0:02.278	1
18	10	"CSUCSU"	Speedy Motorsport	HUN	Kia Rio	0:44.480	0:02.487	1
19	36	Guerlain CHICHERIT	Guerlain Chicherit	FRA	Renault Clio	0:44.609	0:02.616	1
20	84	Hervé "Knapick" LEMONNIER	Hervé "Knapick" Lemonnier	FRA	Citröen DS3	0:45.618	0:03.625	1
21	43	Ken BLOCK	Hoonigan Racing Division	USA	Ford Focus RS	0:46.569	0:04.576	1
22	78	Laurent BOULIOU	Laurent Bouliou	FRA	Peugeot 208	0:46.754	0:04.761	1

Total:22 Drivers included DNS: 0 ,DNF: 0 , EXC: 0

These results are provisional until the conclusion of any judicial and technical inquiries.

Lånke Circuit (1019/1110m)

Published at...	Clerk of the Course Tony Lund TJELLE	Timekeeper Péter MAJOSHÁZI	
-----------------	---	-------------------------------	--

Printed: 6/11/2017 8:46:30 AM

Page 1 of 3



Supercar

SC - 10

Warm-up

Lap Times

<b>1.</b>	<b>1</b>	<b>Mattias EKSTRÖM</b>	<b>SWE</b>	<b>Audi S1</b>	
Lap	Laptime	Sector 1	Sector 2	Time of day	
1.	00:41.993	18.1	23.8	08:34:42.583	
<b>2.</b>	<b>11</b>	<b>Petter SOLBERG</b>	<b>NOR</b>	<b>Volkswagen Polo GTI</b>	
Lap	Laptime	Sector 1	Sector 2	Time of day	
1.	00:42.339	17.9	24.3	08:34:49.275	
<b>3.</b>	<b>100</b>	<b>Guy WILKS</b>	<b>GBR</b>	<b>Volkswagen Polo</b>	
Lap	Laptime	Sector 1	Sector 2	Time of day	
1.	00:42.421	18.4	23.9	08:41:00.840	
<b>4.</b>	<b>21</b>	<b>Timmy HANSEN</b>	<b>SWE</b>	<b>Peugeot 208</b>	
Lap	Laptime	Sector 1	Sector 2	Time of day	
1.	00:42.482	18.2	24.2	08:34:58.984	
<b>5.</b>	<b>6</b>	<b>Janis BAUMANIS</b>	<b>LVA</b>	<b>Ford Fiesta</b>	
Lap	Laptime	Sector 1	Sector 2	Time of day	
1.	00:42.646	18.5	24.1	08:40:56.678	
<b>6.</b>	<b>13</b>	<b>Andreas BAKKERUD</b>	<b>NOR</b>	<b>Ford Focus RS</b>	
Lap	Laptime	Sector 1	Sector 2	Time of day	
1.	00:42.677	18.1	24.5	08:35:07.210	
<b>7.</b>	<b>9</b>	<b>Sébastien LOEB</b>	<b>FRA</b>	<b>Peugeot 208</b>	
Lap	Laptime	Sector 1	Sector 2	Time of day	
1.	00:42.853	18.4	24.3	08:34:39.145	
<b>8.</b>	<b>3</b>	<b>Johan KRISTOFFERSSON</b>	<b>SWE</b>	<b>Volkswagen Polo GTI</b>	
Lap	Laptime	Sector 1	Sector 2	Time of day	
1.	00:42.869	18.2	24.6	08:34:56.172	
<b>9.</b>	<b>68</b>	<b>Niclas GRÖNHOLM</b>	<b>FIN</b>	<b>Ford Fiesta</b>	
Lap	Laptime	Sector 1	Sector 2	Time of day	
1.	00:42.920	18.0	24.8	08:40:48.360	
<b>10.</b>	<b>96</b>	<b>Kevin ERIKSSON</b>	<b>SWE</b>	<b>Ford Fiesta</b>	
Lap	Laptime	Sector 1	Sector 2	Time of day	
1.	00:42.962	18.3	24.5	08:38:02.976	
<b>11.</b>	<b>7</b>	<b>Timur TIMERZYANOV</b>	<b>RUS</b>	<b>Ford Fiesta</b>	
Lap	Laptime	Sector 1	Sector 2	Time of day	
1.	00:42.989	18.2	24.7	08:37:47.500	
<b>12.</b>	<b>57</b>	<b>Toomas HEIKKINEN</b>	<b>FIN</b>	<b>Audi S1</b>	
Lap	Laptime	Sector 1	Sector 2	Time of day	
1.	00:43.131	18.2	24.8	08:38:15.995	
<b>13.</b>	<b>15</b>	<b>Reinis NITISS</b>	<b>LVA</b>	<b>Audi S1</b>	
Lap	Laptime	Sector 1	Sector 2	Time of day	
1.	00:43.376	18.3	24.9	08:38:10.554	

These results are provisional until the conclusion of any judicial and technical inquiries.

Lånke Circuit (1019/1110m)

Published at...	Clerk of the Course Tony Lund TJELLE		Timekeeper Péter MAJOSHÁZI		
-----------------	---	--	-------------------------------	--	--

Printed: 6/11/2017 8:46:30 AM

Page 2 of 3

Supercar

SC - 10

Warm-up

<b>14.</b>	<b>71</b>	<b>Kevin HANSEN</b>	<b>SWE</b>	<b>Peugeot 208</b>	
Lap	Laptime	Sector 1	Sector 2	Time of day	
1.	00:43.382	18.2	25.1	08:40:37.996	
<b>15.</b>	<b>44</b>	<b>Timo SCHEIDER</b>	<b>DEU</b>	<b>Ford Fiesta</b>	
Lap	Laptime	Sector 1	Sector 2	Time of day	
1.	00:43.547	18.4	25.0	08:37:43.018	
<b>16.</b>	<b>87</b>	<b>Jean-Baptiste DUBOURG</b>	<b>FRA</b>	<b>Peugeot 208</b>	
Lap	Laptime	Sector 1	Sector 2	Time of day	
1.	00:43.587	18.2	25.2	08:41:07.380	
<b>17.</b>	<b>60</b>	<b>Joni-Pekka RAJALA</b>	<b>FIN</b>	<b>Mitsubishi Mirage</b>	
Lap	Laptime	Sector 1	Sector 2	Time of day	
1.	00:44.271	18.8	25.4	08:43:27.985	
<b>18.</b>	<b>10</b>	<b>"CSUCSU"</b>	<b>HUN</b>	<b>Kia Rio</b>	
Lap	Laptime	Sector 1	Sector 2	Time of day	
1.	00:44.480	18.8	25.5	08:43:36.034	
<b>19.</b>	<b>36</b>	<b>Guerlain CHICHERIT</b>	<b>FRA</b>	<b>Renault Clio</b>	
Lap	Laptime	Sector 1	Sector 2	Time of day	
1.	00:44.609	18.8	25.8	08:40:44.271	
<b>20.</b>	<b>84</b>	<b>Hervé "Knapick" LEMONNIER</b>	<b>FRA</b>	<b>Citröen DS3</b>	
Lap	Laptime	Sector 1	Sector 2	Time of day	
1.	00:45.618	19.3	26.2	08:43:46.078	
<b>21.</b>	<b>43</b>	<b>Ken BLOCK</b>	<b>USA</b>	<b>Ford Focus RS</b>	
Lap	Laptime	Sector 1	Sector 2	Time of day	
1.	00:46.569	19.8	26.7	08:38:01.449	
<b>22.</b>	<b>78</b>	<b>Laurent BOULIOU</b>	<b>FRA</b>	<b>Peugeot 208</b>	
Lap	Laptime	Sector 1	Sector 2	Time of day	
1.	00:46.754	19.0	27.6	08:43:37.618	

These results are provisional until the conclusion of any judicial and technical inquiries.

Lånke Circuit (1019/1110m)

Published at...	Clerk of the Course Tony Lund TJELLE	Timekeeper Péter MAJOSHÁZI	
-----------------	---	-------------------------------	--

Printed: 6/11/2017 8:46:30 AM

Page 3 of 3

Supercar

SC - 09

Provisional Grid Sheet for Q 3 (Right Pole)

P5	P4	P3	P2	POLE		
<b>Race 1</b>						
		10	84	78	<b>R1</b>	78 Laurent BOULIOU FRA 84 Hervé "Knapick" LEMONNIER FRA 10 "CSUCSU" HUN
<b>Race 2</b>						
	60	68	36	71	<b>R2</b>	71 Kevin HANSEN SWE 36 Guerlain CHICHERIT FRA 68 Niclas GRÖNHOLM FIN 60 Joni-Pekka RAJALA FIN
<b>Race 3</b>						
100	6	87	7	44	<b>R3</b>	44 Timo SCHEIDER DEU 7 Timur TIMERZYANOV RUS 87 Jean-Baptiste DUBOURG FRA 6 Janis BAUMANIS LVA 100 Guy WILKS GBR
<b>Race 4</b>						
15	3	43	9	57	<b>R4</b>	57 Toomas HEIKKINEN FIN 9 Sébastien LOEB FRA 43 Ken BLOCK USA 3 Johan KRISTOFFERSSON SWE 15 Reinis NITISS LVA
<b>Race 5</b>						
21	96	11	1	13	<b>R5</b>	13 Andreas BAKKERUD NOR 1 Mattias EKSTRÖM SWE 11 Petter SOLBERG NOR 96 Kevin ERIKSSON SWE 21 Timmy HANSEN SWE

These results are provisional until the conclusion of any judicial and technical inquiries.

Lånke Circuit (1019/1110m)

Published at...	Clerk of the Course Tony Lund TJELLE	Timekeeper Péter MAJOSHÁZI	
-----------------	---	-------------------------------	--

Supercar

SC - 11

Result of Q 3

Pos.	No.	Driver Competitor/Entrant	Nat./Car	Total Tm Laps/Jok/Race	Gap Penalty	Lap0	Lap1 S1   S2	Lap2 S1   S2	Lap3 S1   S2	Lap4 S1   S2	Pts.
1	3	Johan KRISTOFFERSSON PSRX Volkswagen Sweden	SWE Volkswagen Polo GTI	2:44.370 4/1 R4	-		0:45.837 23.9   21.8	0:39.497 17.2   22.2	0:39.604 17.3   22.2	0:39.432 17.3   22.1	50
2	13	Andreas BAKKERUD Hoonigan Racing Division	NOR Ford Focus RS	2:44.665 4/1 R5	0:00.295 -		0:42.440 20.6   21.8	0:39.366 17.3   22.0	0:39.688 17.5   22.1	0:43.171 21.2   21.9	45
3	1	Mattias EKSTRÖM EKS	SWE Audi S1	2:45.626 4/1 R5	0:01.256 -		0:47.121 24.7   22.3	0:39.253 17.1   22.0	0:39.510 17.4   22.0	0:39.742 17.3   22.3	42
4	96	Kevin ERIKSSON MJP Racing Team Austria	SWE Ford Fiesta	2:46.389 4/1 R5	0:02.019 -		0:43.204 21.0   22.1	0:43.605 21.4   22.1	0:39.776 17.5   22.2	0:39.804 17.5   22.2	40
5	57	Toomas HEIKKINEN EKS	FIN Audi S1	2:46.494 4/1 R4	0:02.124 -		0:43.072 20.8   22.2	0:40.219 17.6   22.5	0:43.179 20.9   22.1	0:40.024 17.6   22.3	39
6	11	Petter SOLBERG PSRX Volkswagen Sweden	NOR Volkswagen Polo GTI	2:46.703 4/1 R5	0:02.333 -		0:47.962 25.0   22.9	0:39.336 17.2   22.0	0:39.656 17.5   21.9	0:39.749 17.5   22.1	38
7	7	Timur TIMERZYANOV Team Stard	RUS Ford Fiesta	2:47.183 4/1 R3	0:02.813 -		0:43.181 20.8   22.3	0:39.972 17.6   22.3	0:40.348 17.5   22.7	0:43.682 21.2   22.4	37
8	43	Ken BLOCK Hoonigan Racing Division	USA Ford Focus RS	2:47.908 4/1 R4	0:03.538 -		0:47.333 24.7   22.5	0:40.056 17.5   22.4	0:40.260 17.5   22.6	0:40.259 17.6   22.6	36
9	6	Janis BAUMANIS Team Stard	LVA Ford Fiesta	2:48.267 4/1 R3	0:03.897 -		0:47.125 24.5   22.5	0:40.307 17.7   22.5	0:40.166 17.6   22.5	0:40.669 17.8   22.7	35
10	9	Sébastien LOEB Team Peugeot-Hansen	FRA Peugeot 208	2:48.523 4/1 R4	0:04.153 -		0:47.797 25.2   22.5	0:40.393 17.7   22.6	0:39.921 17.5   22.3	0:40.412 17.7   22.6	34
11	71	Kevin HANSEN Team Peugeot-Hansen	SWE Peugeot 208	2:48.606 4/1 R2	0:04.236 -		0:44.017 21.0   22.9	0:40.592 17.8   22.7	0:40.426 17.6   22.9	0:43.571 21.1   22.4	33
12	15	Reinis NITISS EKS Performance AB	LVA Audi S1	2:49.039 4/1 R4	0:04.669 -		0:48.203 25.6   22.5	0:40.752 17.7   22.9	0:39.983 17.7   22.2	0:40.101 17.6   22.4	32
13	68	Niclas GRÖNHOLM GRX	FIN Ford Fiesta	2:50.240 4/1 R2	0:05.870 -		0:47.854 24.8   23.0	0:40.797 17.7   23.0	0:40.745 17.6   23.1	0:40.844 17.7   23.0	31
14	100	Guy WILKS Loco World RX Team	GBR Volkswagen Polo	2:50.615 4/1 R3	0:06.245 -		0:48.155 25.3   22.7	0:40.551 17.9   22.6	0:40.734 17.8   22.9	0:41.175 17.9   23.2	30
15	87	Jean-Baptiste DUBOURG DA Racing	FRA Peugeot 208	2:52.206 4/1 R3	0:07.836 -		0:48.674 25.7   22.8	0:40.756 17.8   22.9	0:41.328 17.9   23.3	0:41.448 17.8   23.5	29
16	44	Timo SCHEIDER MJP Racing Team Austria	DEU Ford Fiesta	2:52.876 4/1 R3	0:08.506 -		0:43.888 21.4   22.4	0:40.237 17.5   22.7	0:42.707 18.7   23.9	0:46.044 22.7   23.3	28
17	60	Joni-Pekka RAJALA Vaaranmaa Racing	FIN Mitsubishi Mirage	2:55.006 4/1 R2	0:10.636 -		0:46.209 22.4   23.7	0:45.491 22.3   23.1	0:41.485 18.2   23.2	0:41.821 18.3   23.4	27
18	36	Guerlain CHICHERIT Guerlain Chicherit	FRA Renault Clio	2:55.534 4/1 R2	0:11.164 -		0:45.438 21.9   23.5	0:41.805 18.3   23.4	0:41.955 18.0   23.8	0:46.336 22.6   23.7	26
19	10	"CSUCSU" Speedy Motorsport	HUN Kia Rio	2:56.212 4/1 R1	0:11.842 -		0:45.516 22.1   23.3	0:46.049 22.6   23.4	0:42.224 18.4   23.7	0:42.423 18.6   23.8	25
20	84	Hervé "Knapick" LEMONNIER Hervé "Knapick" Lemonnier	FRA Citroën DS3	2:59.147 4/1 R1	0:14.777 -		0:51.422 27.6   23.7	0:42.447 18.6   23.7	0:42.376 18.4   23.9	0:42.902 18.8   24.0	24
21	78	Laurent BOULIOU Laurent Bouliou	FRA Peugeot 208	3:01.472 4/1 R1	0:17.102 -		0:53.051 28.9   24.1	0:42.929 18.7   24.1	0:42.874 18.6   24.2	0:42.618 18.5   24.0	23
DNF	21	Timmy HANSEN Team Peugeot-Hansen	SWE Peugeot 208	- 0/1 R5	+4 LAP -						21

These results are provisional until the conclusion of any judicial and technical inquiries.

Lånke Circuit (1019/1110m)

Published at...	Clerk of the Course Tony Lund TJELLE		Timekeeper Péter MAJOSHÁZI		
-----------------	---	--	-------------------------------	--	--

Printed: 6/11/2017 10:32:04 AM

Page 1 of 1

Supercar

SC - 12

Result after Q 3

Pos.	No.	Driver Competitor/Entrant	Nat. Car Ch.	Q1	Q2	Q3	Q4	Q Sum	Int. Pt.	SF1	SF2	Final	Ch. Pt.	Ch Sum
1	1	Mattias EKSTRÖM EKS	SWE Audi S1	50 (1.) 2:57.367	45 (2.) 3:12.011	42 (3.) 2:45.626		137						
2	13	Andreas BAKKERUD Hoonigan Racing Division	NOR Ford Focus RS	39 (5.) 2:59.558	50 (1.) 3:10.748	45 (2.) 2:44.665		134						
3	3	Johan KRISTOFFERSSON PSRX Volkswagen Sweden	SWE Volkswagen Polo GTI	45 (2.) 2:58.452	35 (9.) 3:15.185	50 (1.) 2:44.370		130						
4	11	Petter SOLBERG PSRX Volkswagen Sweden	NOR Volkswagen Polo GTI	40 (4.) 2:59.337	42 (3.) 3:12.557	38 (6.) 2:46.703		120						
5	9	Sébastien LOEB Team Peugeot-Hansen	FRA Peugeot 208	42 (3.) 2:59.215	37 (7.) 3:14.447	34 (10.) 2:48.523		113						
6	57	Toomas HEIKKINEN EKS	FIN Audi S1	30 (14.) 3:06.842	38 (6.) 3:13.985	39 (5.) 2:46.494		107						
7	43	Ken BLOCK Hoonigan Racing Division	USA Ford Focus RS	31 (13.) 3:05.717	36 (8.) 3:14.952	36 (8.) 2:47.908		103						
8	15	Reinis NITISS EKS Performance AB	LVA Audi S1	37 (7.) 3:01.074	34 (10.) 3:15.313	32 (12.) 2:49.039		103						
9	96	Kevin ERIKSSON MJP Racing Team Austria	SWE Ford Fiesta	22 (22.) 3:22.858	40 (4.) 3:13.094	40 (4.) 2:46.389		102						
10	7	Timur TIMERZYANOV Team Stard	RUS Ford Fiesta	33 (11.) 3:03.441	32 (12.) 3:17.748	37 (7.) 2:47.183		102						
11	71	Kevin HANSEN Team Peugeot-Hansen	SWE Peugeot 208	38 (6.) 3:01.042	28 (16.) 3:18.996	33 (11.) 2:48.606		99						
12	6	Janis BAUMANIS Team Stard	LVA Ford Fiesta	32 (12.) 3:04.077	30 (14.) 3:18.276	35 (9.) 2:48.267		97						
13	44	Timo SCHEIDER MJP Racing Team Austria	DEU Ford Fiesta	35 (9.) 3:02.355	33 (11.) 3:17.233	28 (16.) 2:52.876		96						
14	21	Timmy HANSEN Team Peugeot-Hansen	SWE Peugeot 208	36 (8.) 3:01.907	39 (5.) 3:13.692	21 (22.) DNF		96						
15	87	Jean-Baptiste DUBOURG DA Racing	FRA Peugeot 208	34 (10.) 3:03.074	31 (13.) 3:17.959	29 (15.) 2:52.206		94						
16	68	Niclas GRÖNHOLM GRX	FIN Ford Fiesta	26 (18.) 3:12.239	26 (18.) 3:22.179	31 (13.) 2:50.240		83						
17	100	Guy WILKS Loco World RX Team	GBR Volkswagen Polo	24 (20.) 3:13.931	29 (15.) 3:18.921	30 (14.) 2:50.615		83						
18	36	Guerlain CHICHERIT Guerlain Chicherit	FRA Renault Clio	29 (15.) 3:08.617	27 (17.) 3:21.256	26 (18.) 2:55.534		82						
19	60	Joni-Pekka RAJALA Vaaranmaa Racing	FIN Mitsubishi Mirage	27 (17.) 3:11.223	25 (19.) 3:22.792	27 (17.) 2:55.006		79						
20	78	Laurent BOULIOU Laurent Bouliou	FRA Peugeot 208	28 (16.) 3:10.678	24 (20.) 3:23.815	23 (21.) 3:01.472		75						
21	84	Hervé "Knapick" LEMONNIER Hervé "Knapick" Lemonnier	FRA Citroën DS3	25 (19.) 3:13.094	23 (21.) 3:31.805	24 (20.) 2:59.147		72						
22	10	"CSUCSU" Speedy Motorsport	HUN Kia Rio	23 (21.) 3:16.095	22 (22.) 3:42.957	25 (19.) 2:56.212		70						

22 drivers

These results are provisional until the conclusion of any judicial and technical inquiries.

Lånke Circuit (1019/1110m)

Published at...	Clerk of the Course Tony Lund TJELLE		Timekeeper Péter MAJOSHÁZI		
-----------------	---	--	-------------------------------	--	--

Printed: 6/11/2017 10:33:11 AM

Page 1 of 1

Supercar

SC - 13

Provisional Grid Sheet for Q 4 (Right Pole)

P5	P4	P3	P2	POLE
<b>Race 1</b>				
		21	78	84
<b>Race 2</b>				
	10	36	60	44
<b>Race 3</b>				
87	100	68	15	71
<b>Race 4</b>				
9	6	43	7	11
<b>Race 5</b>				
57	96	1	13	3

**R1**

- 84 Hervé "Knapick" LEMONNIER FRA
- 78 Laurent BOULIOU FRA
- 21 Timmy HANSEN SWE

**R2**

- 44 Timo SCHEIDER DEU
- 60 Joni-Pekka RAJALA FIN
- 36 Guerlain CHICHERIT FRA
- 10 "CSUCSU" HUN

**R3**

- 71 Kevin HANSEN SWE
- 15 Reinis NITISS LVA
- 68 Niclas GRÖNHOLM FIN
- 100 Guy WILKS GBR
- 87 Jean-Baptiste DUBOURG FRA

**R4**

- 11 Petter SOLBERG NOR
- 7 Timur TIMERZYANOV RUS
- 43 Ken BLOCK USA
- 6 Janis BAUMANIS LVA
- 9 Sébastien LOEB FRA

**R5**

- 3 Johan KRISTOFFERSSON SWE
- 13 Andreas BAKKERUD NOR
- 1 Mattias EKSTRÖM SWE
- 96 Kevin ERIKSSON SWE
- 57 Toomas HEIKKINEN FIN

These results are provisional until the conclusion of any judicial and technical inquiries.

Lånke Circuit (1019/1110m)

Published at...	Clerk of the Course Tony Lund TJELLE	Timekeeper Péter MAJOSHÁZI	
-----------------	---	-------------------------------	--

Supercar

SC - 14

Result of Q 4

Pos.	No.	Driver Competitor/Entrant	Nat./Car	Total Tm Laps/Jok/Race	Gap Penalty	Lap0	Lap1 S1   S2	Lap2 S1   S2	Lap3 S1   S2	Lap4 S1   S2	Pts.
1	11	Petter SOLBERG PSRX Volkswagen Sweden	NOR Volkswagen Polo GTI	2:40.533 4/1 R4	-		0:41.706 20.2   21.4	0:38.441 16.9   21.4	0:38.430 17.0   21.4	0:41.956 20.2   21.6	50
2	13	Andreas BAKKERUD Hoonigan Racing Division	NOR Ford Focus RS	2:43.569 4/1 R5	0:03.036 -		0:43.055 21.2   21.7	0:38.939 17.2   21.6	0:39.129 17.3   21.7	0:42.446 20.7   21.7	45
3	71	Kevin HANSEN Team Peugeot-Hansen	SWE Peugeot 208	2:43.815 4/1 R3	0:03.282 -		0:42.495 20.8   21.6	0:39.132 17.2   21.9	0:39.262 17.3   21.9	0:42.926 20.9   21.9	42
4	1	Mattias EKSTRÖM EKS	SWE Audi S1	2:44.006 4/1 R5	0:03.473 -		0:46.308 23.9   22.3	0:39.329 17.2   22.0	0:39.300 17.2   22.0	0:39.069 17.2   21.8	40
5	43	Ken BLOCK Hoonigan Racing Division	USA Ford Focus RS	2:44.119 4/1 R4	0:03.586 -		0:46.228 24.2   22.0	0:39.061 17.1   21.9	0:39.376 17.2   22.1	0:39.454 17.5   21.9	39
6	44	Timo SCHEIDER MJP Racing Team Austria	DEU Ford Fiesta	2:44.161 4/1 R2	0:03.628 -		0:42.628 20.4   22.1	0:39.084 17.1   21.9	0:39.298 17.2   22.0	0:43.151 21.1   21.9	38
7	21	Timmy HANSEN Team Peugeot-Hansen	SWE Peugeot 208	2:44.464 4/1 R1	0:03.931 -		0:42.276 20.4   21.8	0:39.619 17.4   22.1	0:39.589 17.4   22.1	0:42.980 20.9   22.0	37
8	15	Reinis NITISS EKS Performance AB	LVA Audi S1	2:44.647 4/1 R3	0:04.114 -		0:46.350 24.3   21.9	0:39.286 17.5   21.7	0:39.329 17.3   21.9	0:39.682 17.6   22.0	36
9	7	Timur TIMERZYANOV Team Stard	RUS Ford Fiesta	2:44.758 4/1 R4	0:04.225 -		0:42.901 20.7   22.1	0:39.163 17.2   21.8	0:39.500 17.1   22.3	0:43.194 20.9   22.1	35
10	68	Niclas GRÖNHOLM GRX	FIN Ford Fiesta	2:45.124 4/1 R3	0:04.591 -		0:43.895 21.6   22.2	0:39.399 17.3   22.0	0:38.897 17.2   21.6	0:42.933 20.9   21.9	34
11	6	Janis BAUMANIS Team Stard	LVA Ford Fiesta	2:45.174 4/1 R4	0:04.641 -		0:46.723 24.6   22.0	0:39.476 17.5   21.9	0:38.959 17.2   21.7	0:40.016 17.6   22.3	33
12	9	Sébastien LOEB Team Peugeot-Hansen	FRA Peugeot 208	2:45.544 4/1 R4	0:05.011 -		0:43.170 21.2   21.9	0:39.377 17.3   21.9	0:43.144 21.3   21.8	0:39.853 17.6   22.2	32
13	100	Guy WILKS Loco World RX Team	GBR Volkswagen Polo	2:45.790 4/1 R3	0:05.257 -		0:46.952 24.8   22.1	0:39.408 17.5   21.8	0:39.671 17.3   22.3	0:39.752 17.6   22.0	31
14	96	Kevin ERIKSSON MJP Racing Team Austria	SWE Ford Fiesta	2:45.795 4/1 R5	0:05.262 -		0:45.164 21.9   23.2	0:39.300 17.5   21.7	0:39.079 17.2   21.7	0:42.252 20.7   21.5	30
15	87	Jean-Baptiste DUBOURG DA Racing	FRA Peugeot 208	2:46.878 4/1 R3	0:06.345 -		0:43.543 21.3   22.1	0:43.845 21.3   22.4	0:39.952 17.5   22.3	0:39.538 17.4   22.0	29
16	57	Toomas HEIKKINEN EKS	FIN Audi S1	2:47.881 4/1 R5	0:07.348 -		0:45.961 22.1   23.8	0:43.163 21.2   21.9	0:39.657 17.3   22.3	0:39.100 17.3   21.7	28
17	60	Joni-Pekka RAJALA Vaaranmaa Racing	FIN Mitsubishi Mirage	2:49.353 4/1 R2	0:08.820 -		0:43.719 21.2   22.5	0:40.353 17.8   22.5	0:44.381 21.5   22.8	0:40.900 17.9   22.9	27
18	10	"CSUCSU" Speedy Motorsport	HUN Kia Rio	2:50.927 4/1 R2	0:10.394 -		0:48.326 25.7   22.5	0:40.506 17.7   22.7	0:40.792 17.9   22.8	0:41.303 17.8   23.4	26
19	84	Hervé "Knapick" LEMONNIER Hervé "Knapick" Lemonnier	FRA Citroën DS3	2:54.056 4/1 R1	0:13.523 -		0:45.169 21.7   23.4	0:45.865 22.6   23.2	0:41.805 18.6   23.1	0:41.217 18.0   23.1	25
20	78	Laurent BOULIOU Laurent Bouliou	FRA Peugeot 208	2:55.629 4/1 R1	0:15.096 -		0:49.674 26.2   23.4	0:42.544 18.6   23.8	0:41.980 18.4   23.5	0:41.431 17.9   23.4	24
21	3	Johan KRISTOFFERSSON PSRX Volkswagen Sweden	SWE Volkswagen Polo GTI	3:13.463 4/1 R5	0:32.930 -		0:48.154 21.7   26.3	0:47.335 20.8   26.5	0:50.815 24.6   26.2	0:47.159 20.3   26.8	23
DNF	36	Guerlain CHICHERIT Guerlain Chicherit	FRA Renault Clio	- 0/0 R2	+4 LAP -						21

These results are provisional until the conclusion of any judicial and technical inquiries.

Lånke Circuit (1019/1110m)

Published at...	Clerk of the Course Tony Lund TJELLE	Timekeeper Péter MAJOSHÁZI	
-----------------	---	-------------------------------	--

Printed: 6/11/2017 12:52:07 PM

Page 1 of 1

Supercar

SC - 15

Intermediate Classification

Pos.	No.	Driver Competitor/Entrant	Nat.	Car	Q1	Q2	Q3	Q4	Q Sum	Int. Pt.	SF1	SF2	Final	Ch. Pt.
1	13	Andreas BAKKERUD Hoonigan Racing Division	NOR	Ford Focus RS	39 (5.) 2:59.558	50 (1.) 3:10.748	45 (2.) 2:44.665	45 (2.) 2:43.569	179	16				16
2	1	Mattias EKSTRÖM EKS	SWE	Audi S1	50 (1.) 2:57.367	45 (2.) 3:12.011	42 (3.) 2:45.626	40 (4.) 2:44.006	177	15				15
3	11	Petter SOLBERG PSRX Volkswagen Sweden	NOR	Volkswagen Polo GTI	40 (4.) 2:59.337	42 (3.) 3:12.557	38 (6.) 2:46.703	50 (1.) 2:40.533	170	14				14
4	3	Johan KRISTOFFERSSON PSRX Volkswagen Sweden	SWE	Volkswagen Polo GTI	45 (2.) 2:58.452	35 (9.) 3:15.185	50 (1.) 2:44.370	23 (21.) 3:13.463	153	13				13
5	9	Sébastien LOEB Team Peugeot-Hansen	FRA	Peugeot 208	42 (3.) 2:59.215	37 (7.) 3:14.447	34 (10.) 2:48.523	32 (12.) 2:45.544	145	12				12
6	43	Ken BLOCK Hoonigan Racing Division	USA	Ford Focus RS	31 (13.) 3:05.717	36 (8.) 3:14.952	36 (8.) 2:47.908	39 (5.) 2:44.119	142	11				11
7	71	Kevin HANSEN Team Peugeot-Hansen	SWE	Peugeot 208	38 (6.) 3:01.042	28 (16.) 3:18.996	33 (11.) 2:48.606	42 (3.) 2:43.815	141	10				10
8	15	Reinis NITISS EKS Performance AB	LVA	Audi S1	37 (7.) 3:01.074	34 (10.) 3:15.313	32 (12.) 2:49.039	36 (8.) 2:44.647	139	9				9
9	7	Timur TIMERZYANOV Team Stard	RUS	Ford Fiesta	33 (11.) 3:03.441	32 (12.) 3:17.748	37 (7.) 2:47.183	35 (9.) 2:44.758	137	8				8
10	57	Toomas HEIKKINEN EKS	FIN	Audi S1	30 (14.) 3:06.842	38 (6.) 3:13.985	39 (5.) 2:46.494	28 (16.) 2:47.881	135	7				7
11	44	Timo SCHEIDER MJP Racing Team Austria	DEU	Ford Fiesta	35 (9.) 3:02.355	33 (11.) 3:17.233	28 (16.) 2:52.876	38 (6.) 2:44.161	134	6				6
12	21	Timmy HANSEN Team Peugeot-Hansen	SWE	Peugeot 208	36 (8.) 3:01.907	39 (5.) 3:13.692	21 (22.) DNF	37 (7.) 2:44.464	133	5				5
13	96	Kevin ERIKSSON MJP Racing Team Austria	SWE	Ford Fiesta	22 (22.) 3:22.858	40 (4.) 3:13.094	40 (4.) 2:46.389	30 (14.) 2:45.795	132	4				4
14	6	Janis BAUMANIS Team Stard	LVA	Ford Fiesta	32 (12.) 3:04.077	30 (14.) 3:18.276	35 (9.) 2:48.267	33 (11.) 2:45.174	130	3				3
15	87	Jean-Baptiste DUBOURG DA Racing	FRA	Peugeot 208	34 (10.) 3:03.074	31 (13.) 3:17.959	29 (15.) 2:52.206	29 (15.) 2:46.878	123	2				2
16	68	Niclas GRÖNHOLM GRX	FIN	Ford Fiesta	26 (18.) 3:12.239	26 (18.) 3:22.179	31 (13.) 2:50.240	34 (10.) 2:45.124	117	1				1
17	100	Guy WILKS Loco World RX Team	GBR	Volkswagen Polo	24 (20.) 3:13.931	29 (15.) 3:18.921	30 (14.) 2:50.615	31 (13.) 2:45.790	114	0				0
18	60	Joni-Pekka RAJALA Vaaranmaa Racing	FIN	Mitsubishi Mirage	27 (17.) 3:11.223	25 (19.) 3:22.792	27 (17.) 2:55.006	27 (17.) 2:49.353	106	0				0
19	36	Guerlain CHICHERIT Guerlain Chicherit	FRA	Renault Clio	29 (15.) 3:08.617	27 (17.) 3:21.256	26 (18.) 2:55.534	21 (22.) DNF	103	0				0
20	78	Laurent BOULIOU Laurent Bouliou	FRA	Peugeot 208	28 (16.) 3:10.678	24 (20.) 3:23.815	23 (21.) 3:01.472	24 (20.) 2:55.629	99	0				0
21	84	Hervé "Knapick" LEMONNIER Hervé "Knapick" Lemonnier	FRA	Citröen DS3	25 (19.) 3:13.094	23 (21.) 3:31.805	24 (20.) 2:59.147	25 (19.) 2:54.056	97	0				0
22	10	"CSUCSU" Speedy Motorsport	HUN	Kia Rio	23 (21.) 3:16.095	22 (22.) 3:42.957	25 (19.) 2:56.212	26 (18.) 2:50.927	96	0				0

22 drivers

These results are provisional until the conclusion of any judicial and technical inquiries.

Lånke Circuit (1019/1110m)

Published at...	Clerk of the Course Tony Lund TJELLE		Timekeeper Péter MAJOSHÁZI		
-----------------	---	--	-------------------------------	--	--

Printed: 6/11/2017 12:57:38 PM



Supercar

SC - 17

Provisional Grid for Semi-Finals

**Semi-Final 1**

**Row 1**

13	Andreas BAKKERUD Hoonigan Racing Division	NOR	Ford Focus RS Supercar
11	Petter SOLBERG PSRX Volkswagen Sweden	NOR	Volkswagen Polo GTI Supercar

Sporting Regulation 15.6.4 : If a Driver is unable to take his place in a Semi-Final (i.e. his car is unable to be driven under its own power to the starting grid), he will be substituted by the next qualifier (the highest placed Driver in the intermediate classification not already in the Semi-Finals). Any such substitute(s) will take the last place(s) on the grid with those ahead of them moving up to fill the place left by the non-starter(s).

**Row 2**

9	Sébastien LOEB Team Peugeot-Hansen	FRA	Peugeot 208 Supercar
71	Kevin HANSEN Team Peugeot-Hansen	SWE	Peugeot 208 Supercar

**Row 3**

7	Timur TIMERZYANOV Team Stard	RUS	Ford Fiesta Supercar
44	Timo SCHEIDER MJP Racing Team Austria	DEU	Ford Fiesta Supercar

**Semi-Final 2**

**Row 1**

1	Mattias EKSTRÖM EKS	SWE	Audi S1 Supercar
3	Johan KRISTOFFERSSON PSRX Volkswagen Sweden	SWE	Volkswagen Polo GTI Supercar

**Row 2**

43	Ken BLOCK Hoonigan Racing Division	USA	Ford Focus RS Supercar
15	Reinis NITISS EKS Performance AB	LVA	Audi S1 Supercar

**Row 3**

57	Toomas HEIKKINEN EKS	FIN	Audi S1 Supercar
21	Timmy HANSEN Team Peugeot-Hansen	SWE	Peugeot 208 Supercar

Next qualifier (13- )

13	96 Kevin ERIKSSON	SWE	22	10 "CSUCSU"	HUN
14	6 Janis BAUMANIS	LVA			
15	87 Jean-Baptiste DUBOURG	FRA			
16	68 Niclas GRÖNHOLM	FIN			
17	100 Guy WILKS	GBR			
18	60 Joni-Pekka RAJALA	FIN			
19	36 Guerlain CHICHERIT	FRA			
20	78 Laurent BOULIOU	FRA			
21	84 Hervé "Knapick" LEMONNIER	FRA			

These results are provisional until the conclusion of any judicial and technical inquiries.

Lånke Circuit (1019/1110m)

Published at...	Clerk of the Course Tony Lund TJELLE	Timekeeper Péter MAJOSHÁZI	
-----------------	---	-------------------------------	--

Printed: 6/11/2017 12:59:45 PM

Page 1 of 1

Supercar

SC - 18

Results of Semi-finals

Semi-final 1

Pos. No.	Driver Competitor/Entrant	Nat.	Total Tm L / J	Gap	Lap0	Lap1 s1   s2	Lap 2 s1   s2	Lap3 s1   s2	Lap4 s1   s2	Lap 5 s1   s2	Lap 6 s1   s2	Cp.
1 13	Andreas BAKKERUD Hoonigan Racing Division Ford Focus RS	NOR	4:04.118 6 / 1			0:47.130 24.9   22.1	0:39.794 17.5   22.2	0:39.372 17.3   21.9	0:39.620 17.5   22.0	0:39.040 17.2   21.7	0:39.162 17.0   22.0	6
2 9	Sébastien LOEB Team Peugeot-Hansen Peugeot 208	FRA	4:05.324 6 / 1	0:01.206		0:43.497 21.0   22.3	0:39.716 17.5   22.1	0:39.677 17.3   22.3	0:39.506 17.3   22.1	0:39.268 17.2   22.0	0:43.660 21.2   22.4	5
3 7	Timur TIMERZYANOV Team Stard Ford Fiesta	RUS	4:06.767 6 / 1	0:02.649		0:43.971 21.4   22.5	0:39.616 17.3   22.2	0:43.664 21.6   21.9	0:40.280 17.6   22.6	0:39.821 17.2   22.5	0:39.415 17.1   22.2	4
4 11	Petter SOLBERG PSRX Volkswagen Sweden Volkswagen Polo GTI	NOR	4:07.035 6 / 1	0:02.917		0:48.680 26.4   22.2	0:40.236 17.5   22.6	0:39.733 17.7   21.9	0:39.625 17.1   22.4	0:39.382 17.3   22.0	0:39.379 17.0   22.3	3
5 44	Timo SCHEIDER MJP Racing Team Austria Ford Fiesta	DEU	4:07.831 6 / 1	0:03.713		0:47.858 25.4   22.3	0:40.113 17.6   22.5	0:39.978 17.6   22.3	0:40.070 17.4   22.6	0:40.316 17.3   22.9	0:39.496 17.3   22.1	2
6 71	Kevin HANSEN Team Peugeot-Hansen Peugeot 208	SWE	4:08.865 6 / 1	0:04.747		0:48.379 25.8   22.4	0:40.235 17.4   22.7	0:40.648 17.7   22.8	0:40.088 17.6   22.3	0:39.826 17.3   22.4	0:39.689 17.3   22.3	1

Semi-final 2

Pos. No.	Driver Competitor/Entrant	Nat.	Total Tm L / J	Gap	Lap0	Lap1 s1   s2	Lap 2 s1   s2	Lap3 s1   s2	Lap4 s1   s2	Lap5 s1   s2	Lap6 s1   s2	Cp.
1 3	Johan KRISTOFFERSSON PSRX Volkswagen Sweden Volkswagen Polo GTI	SWE	3:59.754 6 / 1			0:45.843 24.3   21.4	0:38.334 16.9   21.4	0:38.519 16.8   21.6	0:38.885 17.0   21.8	0:39.074 17.2   21.8	0:39.099 17.0   22.0	6
2 1	Mattias EKSTRÖM EKS Audi S1	SWE	4:01.134 6 / 1	0:01.380		0:42.015 20.3   21.6	0:39.556 17.1   22.4	0:38.786 17.1   21.6	0:38.857 17.1   21.7	0:39.058 17.0   22.0	0:42.862 20.9   21.9	5
3 21	Timmy HANSEN Team Peugeot-Hansen Peugeot 208	SWE	4:03.676 6 / 1	0:03.922		0:47.211 25.3   21.8	0:38.875 17.2   21.6	0:39.414 17.3   22.0	0:39.060 17.2   21.8	0:39.279 17.2   21.9	0:39.837 17.2   22.5	4
4 43	Ken BLOCK Hoonigan Racing Division Ford Focus RS	USA	4:04.560 6 / 1	0:04.806		0:43.604 21.4   22.1	0:39.157 17.3   21.8	0:43.541 21.6   21.8	0:39.140 17.1   21.9	0:39.297 17.1   22.1	0:39.821 17.3   22.4	3
5 57	Toomas HEIKKINEN EKS Audi S1	FIN	4:04.992 6 / 1	0:05.238		0:48.334 26.4   21.8	0:38.976 17.2   21.7	0:39.347 17.4   21.8	0:39.146 17.3   21.7	0:39.359 17.2   22.1	0:39.830 17.3   22.4	2
6 15	Reinis NITISS EKS Performance AB Audi S1	LVA	4:05.739 6 / 1	0:05.985		0:43.066 21.0   22.0	0:39.414 17.3   22.0	0:39.473 17.3   22.1	0:39.291 17.3   21.9	0:39.175 17.2   21.9	0:45.320 21.5   23.7	1

#43 and #15 contact under investigation

These results are provisional until the conclusion of any judicial and technical inquiries.

Lånke Circuit (1019/1110m)

Published at...	Clerk of the Course Tony Lund TJELLE	Timekeeper Péter MAJOSHÁZI	
-----------------	---	-------------------------------	--

Printed: 6/11/2017 3:22:44 PM

Page 1 of 1

Supercar

SC - 19

Provisional Grid for-Final

Final

Row 1

13	Andreas BAKKERUD Hoonigan Racing Division	NOR	Ford Focus RS	22
3	Johan KRISTOFFERSSON PSRX Volkswagen Sweden	SWE	Volkswagen Polo GTI	19

Sporting Regulation 15.6.4 : If a Driver is unable to take his place in the Final (i.e. his car is unable to be driven under its own power to the starting grid), he will be substituted by the next qualifier (the fourth placed Semi-finalist with the highest points score in the Competition who is not already in the Final). Any such substitute(s) will take the last place(s) on the grid with those ahead of them moving up to fill the place left by the non-starter(s). Should neither of the fourth placed Semi-finalists be able to start, the fifth placed Semi-finalists, and then the sixth-placed, will be considered as above.

Row 2

1	Mattias EKSTRÖM EKS	SWE	Audi S1	20
9	Sébastien LOEB Team Peugeot-Hansen	FRA	Peugeot 208	17

Row 3

7	Timur TIMERZYANOV Team Stard	RUS	Ford Fiesta	12
21	Timmy HANSEN Team Peugeot-Hansen	SWE	Peugeot 208	9

Next qualifier (7-)

11	Petter SOLBERG	NOR	17
43	Ken BLOCK	USA	14
57	Toomas HEIKKINEN	FIN	9
44	Timo SCHEIDER	DEU	8
71	Kevin HANSEN	SWE	11
15	Reinis NITISS	LVA	10

These results are provisional until the conclusion of any judicial and technical inquires.

Lånke Circuit (1019/1110m)

Published at...	Clerk of the Course Tony Lund TJELLE	Timekeeper Péter MAJOSHÁZI	
-----------------	---	-------------------------------	--

Printed: 6/11/2017 3:23:22 PM

Page 1 of 1

Supercar

SC - 20

Result of Final

Pos.	No.	Driver Competitor/Entrant	Nat.	Total Tm L / J	Gap	Lap0	Lap1 S1   S2	Lap 2 S1   S2	Lap3 S1   S2	Lap4 S1   S2	Lap5 S1   S2	Lap6 S1   S2	Cp.
1	3	Johan KRISTOFFERSSON PSRX Volkswagen Sweden Volkswagen Polo GTI	SWE	<b>3:57.461</b> 6 / 1			<u>0:45.160</u> 23.9   21.1	0:38.601 17.2   21.3	0:38.246 16.9   21.2	0:38.402 17.0   21.3	0:38.523 17.0   21.4	0:38.529 16.9   21.5	8
2	13	Andreas BAKKERUD Hoonigan Racing Division Ford Focus RS	NOR	<b>3:59.408</b> 6 / 1	0:01.947		0:41.677 20.2   21.4	<u>0:42.532</u> 21.1   21.3	0:39.080 17.2   21.7	0:38.700 17.2   21.4	0:38.807 17.1   21.6	0:38.612 16.9   21.6	5
3	9	Sébastien LOEB Team Peugeot-Hansen Peugeot 208	FRA	<b>4:01.276</b> 6 / 1	0:03.815		0:42.465 20.7   21.6	0:38.822 17.3   21.5	0:38.740 17.0   21.6	0:39.062 17.3   21.7	0:39.038 17.3   21.7	<u>0:43.149</u> 21.1   21.9	4
4	1	Mattias EKSTRÖM EKS Audi S1	SWE	<b>4:01.728</b> 6 / 1	0:04.267		0:42.833 21.2   21.6	0:38.921 17.3   21.5	0:38.646 17.1   21.5	0:39.002 17.2   21.7	0:39.154 17.2   21.8	<u>0:43.172</u> 21.0   22.1	3
5	21	Timmy HANSEN Team Peugeot-Hansen Peugeot 208	SWE	<b>4:01.897</b> 6 / 1	0:04.436		<u>0:46.295</u> 24.9   21.3	0:38.532 17.1   21.3	0:38.846 17.2   21.5	0:39.892 18.0   21.8	0:39.238 17.4   21.7	0:39.094 17.2   21.8	2
6	7	Timur TIMERZYANOV Team Stard Ford Fiesta	RUS	<b>4:03.875</b> 6 / 1	0:06.414		<u>0:47.424</u> 25.6   21.7	0:38.825 17.2   21.5	0:38.701 17.2   21.4	0:39.052 17.2   21.8	0:39.326 17.2   22.0	0:40.547 18.4   22.0	1

These results are provisional until the conclusion of any judicial and technical inquiries.

Lånke Circuit (1019/1110m)

Published at...	Clerk of the Course Tony Lund TJELLE	Timekeeper Péter MAJOSHÁZI	
-----------------	---	-------------------------------	--

Printed: 6/11/2017 3:47:45 PM

Page 1 of 1


**Supercar**

SC - 22

**Official results**

Pos.	No.	Driver Competitor/Entrant	Nat.	Car	Q1	Q2	Q3	Q4	Q Sum	Int. Pt.	SF1	SF2	Final	Ch. Pt.
1	3	Johan KRISTOFFERSSON PSRX Volkswagen Sweden	SWE	Volkswagen Polo GTI	45 (2.) 2:58.452	35 (9.) 3:15.185	50 (1.) 2:44.370	23 (21.) 3:13.463	153	13		6 (1.) 3:59.754	8 (1.) 3:57.461	27
2	13	Andreas BAKKERUD Hoonigan Racing Division	NOR	Ford Focus RS	39 (5.) 2:59.558	50 (1.) 3:10.748	45 (2.) 2:44.665	45 (2.) 2:43.569	179	16	6 (1.) 4:04.118		5 (2.) 3:59.408	27
3	9	Sébastien LOEB Team Peugeot-Hansen	FRA	Peugeot 208	42 (3.) 2:59.215	37 (7.) 3:14.447	34 (10.) 2:48.523	32 (12.) 2:45.544	145	12	5 (2.) 4:05.324		4 (3.) 4:01.276	21
4	1	Mattias EKSTRÖM EKS	SWE	Audi S1	50 (1.) 2:57.367	45 (2.) 3:12.011	42 (3.) 2:45.626	40 (4.) 2:44.006	177	15		5 (2.) 4:01.134	3 (4.) 4:01.728	23
5	21	Timmy HANSEN Team Peugeot-Hansen	SWE	Peugeot 208	36 (8.) 3:01.907	39 (5.) 3:13.692	21 (22.) DNF	37 (7.) 2:44.464	133	5		4 (3.) 4:03.676	2 (5.) 4:01.897	11
6	7	Timur TIMERZYANOV Team Stard	RUS	Ford Fiesta	33 (11.) 3:03.441	32 (12.) 3:17.748	37 (7.) 2:47.183	35 (9.) 2:44.758	137	8	4 (3.) 4:06.767		1 (6.) 4:03.875	13
7	11	Petter SOLBERG PSRX Volkswagen Sweden	NOR	Volkswagen Polo GTI	40 (4.) 2:59.337	42 (3.) 3:12.557	38 (6.) 2:46.703	50 (1.) 2:40.533	170	14	3 (4.) 4:07.035			17
8	43	Ken BLOCK Hoonigan Racing Division	USA	Ford Focus RS	31 (13.) 3:05.717	36 (8.) 3:14.952	36 (8.) 2:47.908	39 (5.) 2:44.119	142	11		3 (4.) 4:04.560		14
9	71	Kevin HANSEN Team Peugeot-Hansen	SWE	Peugeot 208	38 (6.) 3:01.042	28 (16.) 3:18.996	33 (11.) 2:48.606	42 (3.) 2:43.815	141	10	1 (6.) 4:08.865			11
10	15	Reinis NITISS EKS Performance AB	LVA	Audi S1	37 (7.) 3:01.074	34 (10.) 3:15.313	32 (12.) 2:49.039	36 (8.) 2:44.647	139	9		1 (6.) 4:05.739		10
11	57	Toomas HEIKKINEN EKS	FIN	Audi S1	30 (14.) 3:06.842	38 (6.) 3:13.985	39 (5.) 2:46.494	28 (16.) 2:47.881	135	7		2 (5.) 4:04.992		9
12	44	Timo SCHEIDER MJP Racing Team Austria	DEU	Ford Fiesta	35 (9.) 3:02.355	33 (11.) 3:17.233	28 (16.) 2:52.876	38 (6.) 2:44.161	134	6	2 (5.) 4:07.831			8
13	96	Kevin ERIKSSON MJP Racing Team Austria	SWE	Ford Fiesta	22 (22.) 3:22.858	40 (4.) 3:13.094	40 (4.) 2:46.389	30 (14.) 2:45.795	132	4				4
14	6	Janis BAUMANIS Team Stard	LVA	Ford Fiesta	32 (12.) 3:04.077	30 (14.) 3:18.276	35 (9.) 2:48.267	33 (11.) 2:45.174	130	3				3
15	87	Jean-Baptiste DUBOURG DA Racing	FRA	Peugeot 208	34 (10.) 3:03.074	31 (13.) 3:17.959	29 (15.) 2:52.206	29 (15.) 2:46.878	123	2				2
16	68	Niclas GRÖNHOLM GRX	FIN	Ford Fiesta	26 (18.) 3:12.239	26 (18.) 3:22.179	31 (13.) 2:50.240	34 (10.) 2:45.124	117	1				1
17	100	Guy WILKS Loco World RX Team	GBR	Volkswagen Polo	24 (20.) 3:13.931	29 (15.) 3:18.921	30 (14.) 2:50.615	31 (13.) 2:45.790	114	0				0
18	60	Joni-Pekka RAJALA Vaaranmaa Racing	FIN	Mitsubishi Mirage	27 (17.) 3:11.223	25 (19.) 3:22.792	27 (17.) 2:55.006	27 (17.) 2:49.353	106	0				0
19	36	Guerlain CHICHERIT Guerlain Chicherit	FRA	Renault Clio	29 (15.) 3:08.617	27 (17.) 3:21.256	26 (18.) 2:55.534	21 (22.) DNF	103	0				0
20	78	Laurent BOULIOU Laurent Bouliou	FRA	Peugeot 208	28 (16.) 3:10.678	24 (20.) 3:23.815	23 (21.) 3:01.472	24 (20.) 2:55.629	99	0				0
21	84	Hervé "Knapick" LEMONNIER Hervé "Knapick" Lemonnier	FRA	Citröen DS3	25 (19.) 3:13.094	23 (21.) 3:31.805	24 (20.) 2:59.147	25 (19.) 2:54.056	97	0				0
22	10	"CSUCSU" Speedy Motorsport	HUN	Kia Rio	23 (21.) 3:16.095	22 (22.) 3:42.957	25 (19.) 2:56.212	26 (18.) 2:50.927	96	0				0

Lånke Circuit (1019/1110m)

Published at...	Steward Mrs.Liliane NOTERMANS	Steward Mrs.Cheryl LYNCH	Steward Mrs.Anne KJERSTI LUDVIKSEN	
-----------------	----------------------------------	-----------------------------	---------------------------------------	---

Supercar


SC - 22T

Official Results Team

Team	Nat.	No.	Driver	Nat.	Car	Pt.	Pen.	Pt.
1 PSRX Volkswagen Sweden	SWE	11 3	Petter SOLBERG Johan KRISTOFFERSSON	NOR SWE	Volkswagen Polo GTI Volkswagen Polo GTI	17 27		44
2 Hoonigan Racing Division	USA	43 13	Ken BLOCK Andreas BAKKERUD	USA NOR	Ford Focus RS Ford Focus RS	14 27		41
3 EKS	SWE	1 57	Mattias EKSTRÖM Toomas HEIKKINEN	SWE FIN	Audi S1 Audi S1	23 9		32
4 Team Peugeot-Hansen	SWE	21 9	Timmy HANSEN Sébastien LOEB	SWE FRA	Peugeot 208 Peugeot 208	11 21		32
5 Team Stard	AUT	7 6	Timur TIMERZYANOV Janis BAUMANIS	RUS LVA	Ford Fiesta Ford Fiesta	13 3		16
6 MJP Racing Team Austria	AUT	96 44	Kevin ERIKSSON Timo SCHEIDER	SWE DEU	Ford Fiesta Ford Fiesta	4 8		12

These results are provisional until the conclusion of any judicial and technical inquiries.

Lånke Circuit (1019/1110m)

Published at...	Steward Mrs.Liliane NOTERMANS	Steward Mrs.Cheryl LYNCH	Steward Mrs.Anne KJERSTI LUDVIKSEN	
-----------------	----------------------------------	-----------------------------	---------------------------------------	---

Printed: 6/11/2017 5:38:19 PM

Page 1 of 1

Supercar

Provisional Championship standing WorldRX

Pos.	No.	Driver	Nat.	Car	ESP	PRT	HOC	BEL	GBR	NOR	SWE	CAN	FRA	LVA	DEU	ZAF	Rep.	Pen.	Ch. Pt	
1	3	Johan KRISTOFFERSSON	SWE	Volkswagen Polo GTI	21 6	23 3	25 2	29 1	26 2	27 1								0	151	
2	1	Mattias EKSTRÖM	SWE	Audi S1	29 1	29 1	27 1	16 4	19 5	23 4								0	143	
3	11	Petter SOLBERG	NOR	Volkswagen Polo GTI	19 4	23 6	20 4	25 3	30 1	17 7								0	134	
4	21	Timmy HANSEN	SWE	Peugeot 208	17 5	16 4	24 3	25 2	19 6	11 5								0	-10	102
5	9	Sébastien LOEB	FRA	Peugeot 208	3 14	23 2	22 5	14 7	19 4	21 3								0	102	
6	13	Andreas BAKKERUD	NOR	Ford Focus RS	22 3	8 10	3 14	19 6	21 3	27 2								2	100	
7	43	Ken BLOCK	USA	Ford Focus RS	11 9	8 11	8 11	12 8	13 7	14 8								2	66	
8	44	Timo SCHEIDER	DEU	Ford Fiesta	26 2	2 15	13 7	9 11		8 12								0	58	
9	57	Toomas HEIKKINEN	FIN	Audi S1	11 8	8 12	10 6	11 9	6 12	9 11								0	55	
10	7	Timur TIMERZYANOV	RUS	Ford Fiesta	0 20	9 9	12 9	10 10	8 11	13 6								0	52	
11	15	Reinis NITISS	LVA	Audi S1	8 10	18 5	7 12	4 13	1 16	10 10								0	48	
12	71	Kevin HANSEN	SWE	Peugeot 208	8 11	13 8	12 8	0 21	4 13	11 9								0	48	
13	96	Kevin ERIKSSON	SWE	Ford Fiesta	4 13	3 14	11 10	14 5	10 9	4 13								0	46	
14	6	Janis BAUMANIS	LVA	Ford Fiesta	2 15	13 7	2 15	1 16	9 10	3 14								0	30	
15	100	Guy WILKS	GBR	Volkswagen Polo	12 7	1 16	0 19	3 14	3 14	0 17								1	19	
16	68	Niclas GRÖNHOLM	FIN	Ford Fiesta	0 17	4 13	1 16	7 12	2 15	1 16								1	15	
17	177	Andrew JORDAN	GBR	Ford Fiesta					11 8									0	11	
18	87	Jean-Baptiste DUBOURG	FRA	Peugeot 208	7 12	0 17	0 17	0 17	0 18	2 15								0	9	
19	4	Robin LARSSON	SWE	Audi A1			4 13											0	4	
20	67	Francois DUVAL	BEL	Peugeot 208				2 15										0	2	
21	77	René MUENNICH	DEU	Citroën DS3		0 18	0 20		0 17									0	0	
22	69	Martin KACZMARSKI	POL	Ford Fiesta		0 19	0 18	0 19	0 22									0	0	
23	84	Hervé "Knapick" LEMONNIER	FRA	Citroën DS3	0 18					0 21								0	0	
24	49	"M.D.K."	BEL	Ford Fiesta				0 18	0 24									1	0	
25	60	Joni-Pekka RAJALA	FIN	Mitsubishi Mirage						0 18								0	0	
26	36	Guerlain CHICHERIT	FRA	Renault Clio	0 21		0 21	0 20	0 19									0	0	

Supercar

Provisional Championship standing WorldRX

Pos.	No.	Driver	Nat.	Car	ESP	PRT	HOC	BEL	GBR	NOR	SWE	CAN	FRA	LVA	DEU	ZAF	Rep.	Pen.	Ch. Pt	
27	2	Oliver O'DONOVAN	IRL	Ford Fiesta					0									0	0	
28	78	Laurent BOULIOU	FRA	Peugeot 208					0									0	0	
29	41	Joaquim SANTOS	PRT	Ford Focus		0												0	0	
30	42	Oliver BENNETT	GBR	Ford Fiesta					0									0	0	
31	102	Tamás KÁRAI	HUN	Audi A1				0										0	0	
32	10	"CSUCSU"	HUN	Kia Rio	1	0	0	0	0	0								1	-10	-9
33	66	Grégoire DEMOUSTIER	BEL	Peugeot 208	0	0		0	0									0	-10	-10



Supercar

Provisional Championship standing WorldRX Team

Pos.	Team	Nat.	ESP	PRT	HOC	BEL	GBR	NOR	SWE	CAN	FRA	LVA	DEU	ZAF	Penalty	Ch. Pt
1	PSRX Volkswagen Sweden	SWE	40	46	45	54	56	44								285
2	Team Peugeot-Hansen	SWE	20	39	46	39	38	32								204
3	EKS	SWE	40	37	37	27	25	32								198
4	Hoonigan Racing Division	USA	33	16	11	31	34	41								166
5	MJP Racing Team Austria	AUT	30	5	24	23	21	12								115
6	Team Stard	AUT	2	22	14	11	17	16								82

Supercar Euro

SCE - 02

List of starters

No.	Driver	Nat.	Competitor/Entrant	Car	Licence	Competitor Lic.
1	2 Oliver O'DONOVAN	IRL	Oliver O'Donovan	Ford Fiesta	1239	1239
2	4 Robin LARSSON	SWE	Robin Larsson	Audi A1	199207083610	199207083610
3	8 Peter HEDSTRÖM	SWE	Peter Hedström	Volkswagen Polo	198312136230	198312136230
4	12 Riku TAHKO	FIN	#Minisuomi	BMW Mini	23383458	50033603
5	14 Jere KALLIOKOSKI	FIN	Albatec Racing Ltd	Peugeot 208	32115112	272334
6	16 Tom-Daniel TÅNEVIK	NOR	Tom Daniel Tånevik	Volvo C30	IRAC23774	AN23774
7	19 Magda ANDERSSON	SWE	Marklund Motorsport	Volkswagen Polo	199807149662	383
8	22 Andréa DUBOURG	FRA	DA Racing	Citröen DS3	203903	250976
9	23 Mart TIKKERBÄR	EST	Tikkri Motorsport	Ford Fiesta	125	077
10	24 Tommy RUSTAD	NOR	Albatec - HTB Racing	Peugeot 208	IKO10480	ANF48787
11	30 Ole-Kristian TEMTE	NOR	Ole Kristian Temte	Citröen C4	IRC41725	AN41725
12	32 Tore KRISTOFFERSEN	NOR	Tore Kristoffersen	Citröen DS3	IRAC15820	AN15820
13	38 Mandie AUGUST	DEU	ALL-INKL.COM Muennich Motorsport	Audi S3	IC1122187	BIF1119689
14	47 Tamás-Pál KISS	HUN	Speedbox Racing Team Kft.	Peugeot 208	2689	815
15	49 "M.D.K"	BEL	M.D.K	Ford Fiesta	800784	800784
16	53 Alexander HVAAL	NOR	Alexander Hvaal	Volkswagen Polo	IRC30731	AN30731
17	54 Mats ÖHMAN	SWE	Mats Öhman	Ford Fiesta	196503128990	196503128990
18	55 Paulius PLESKOVAS	LTU	Baltijos Sportas Klaipedos m. TSK	Ford Fiesta	2017-C/139	2017/33
19	62 Firmin CADEDDU	FRA	Firmin Cadeddu	Citröen C4	223803	223803
20	63 Joachim HVAAL	NOR	Joachim Hvaal	Ford Fiesta	IRAC44320	AN44320
21	69 Martin KACZMARSKI	POL	Martin Kaczmarek	Ford Fiesta	0066	0066
22	70 Knut-Ove BORSETH	NOR	Knut-Ove Borseth	Ford Focus	IRC29283	AN29283
23	73 Henning SOLBERG	NOR	Eklund Motorsport	Volkswagen Beetle	IKO15362	352
24	74 Jérôme GROSSET-JANIN	FRA	Jérôme Grosset-Janin	Citröen DS3	133724	133724
25	77 René MUENNICH	DEU	ALL-INKL.COM Muennich Motorsport	Citröen DS3	IB1108069	BIF1119689
26	80 Andreas STEFFEN	DEU	Andreas Steffen	Ford Fiesta	IC1101391	IC1101391
27	90 Thomas BRYNTESSON	NOR	Team JC Race Teknik	Ford Fiesta	IRC38469	329
28	91 Ola FRÖSHAUG	NOR	Team JC Race Teknik	Ford Fiesta	IRAC12633	329
29	92 Anton MARKLUND	SWE	Marklund Motorsport	Volkswagen Polo	199212090071	383
30	95 Andri ÖUN	EST	Reinsalu Sport	Ford Fiesta	076	041
31	102 Tamás KÁRAI	HUN	Kárai Motorsport Sportegyesület	Audi A1	2794	791

These results are provisional until the conclusion of any judicial and technical inquiries.

Lånke Circuit (1019/1110m)

Published at...	Clerk of the Course Tony Lund TJELLE	Timekeeper Péter MAJOSHÁZI	
-----------------	---	-------------------------------	--

Printed: 6/9/2017 3:03:19 PM

Page 1 of 2



**FIA EUROPEAN RALLYCROSS CHAMPIONSHIP //**  
**PRESENTED BY MONSTER ENERGY\_**  
**ROUND 2 // 09-11 JUNE // HELL (NOR)\_**  
**TEAM VERKSTED WORLD RX OF NORWAY**



Supercar Euro

SCE - 02

List of starters

No.	Driver	Nat.	Competitor/Entrant	Car	Licence	Competitor Lic.
32	111 Derek TOHILL	IRL	Derek Tohill	Ford Fiesta	6353	6353

32 drivers

These results are provisional until the conclusion of any judicial and technical inquiries.

Lånke Circuit (1019/1110m)

Published at...	Clerk of the Course Tony Lund TJELLE	Timekeeper Péter MAJOSHÁZI	
-----------------	---	-------------------------------	--

Printed: 6/9/2017 3:03:19 PM

Page 2 of 2



Supercar Euro

SCE - 01

Provisional Grid Sheet for Q 1 by the draw (Right Pole)

P5	P4	P3	P2	POLE			
<b>Race 1</b>							
		91	62	22	<b>R1</b>	22	Andréa DUBOURG FRA
						62	Firmin CADEDDU FRA
						91	Ola FRÖSHAUG NOR
<b>Race 2</b>							
	49	47	14	8	<b>R2</b>	8	Peter HEDSTRÖM SWE
						14	Jere KALLIOKOSKI FIN
						47	Tamás-Pál KISS HUN
						49	"M.D.K" BEL
<b>Race 3</b>							
95	90	16	12	70	<b>R3</b>	70	Knut-Ove B?RSETH NOR
						12	Riku TAHKO FIN
						16	Tom-Daniel TÅNEVIK NOR
						90	Thomas BRYNTESSON NOR
						95	Andri ÖUN EST
<b>Race 4</b>							
55	111	73	80	92	<b>R4</b>	92	Anton MARKLUND SWE
						80	Andreas STEFFEN DEU
						73	Henning SOLBERG NOR
						111	Derek TOHILL IRL
						55	Paulius PLESKOVAS LTU
<b>Race 5</b>							
63	38	53	69	24	<b>R5</b>	24	Tommy RUSTAD NOR
						69	Martin KACZMARSKI POL
						53	Alexander HVAAL NOR
						38	Mandie AUGUST DEU
						63	Joachim HVAAL NOR
<b>Race 6</b>							
102	30	4	54	19	<b>R6</b>	19	Magda ANDERSSON SWE
						54	Mats ÖHMAN SWE
						4	Robin LARSSON SWE
						30	Ole-Kristian TEMTE NOR
						102	Tamás KÁRAI HUN
<b>Race 7</b>							
77	32	2	74	23	<b>R7</b>	23	Mart TIKKERBÄR EST
						74	Jérôme GROSSET-JANIN FRA
						2	Oliver O'DONOVAN IRL
						32	Tore KRISTOFFERSEN NOR
						77	René MUENNICH DEU

These results are provisional until the conclusion of any judicial and technical inquiries.

Lånke Circuit (1019/1110m)

Published at...	Clerk of the Course Tony Lund TJELLE	Timekeeper Péter MAJOSHÁZI	
-----------------	---	-------------------------------	--

Printed: 6/9/2017 2:36:03 PM

Page 1 of 1

Supercar Euro

SCE - 03

Free Practice 1

Ranking

Pos.	No.	Driver	Competitor/Entrant	Nat.	Car	Best lap	Diff	Laps
1	90	Thomas BRYNTESSON	Team JC Race Teknik	NOR	Ford Fiesta	<b>0:39.530</b>		5
2	47	Tamás-Pál KISS	Speedbox Racing Team Kft.	HUN	Peugeot 208	<b>0:39.847</b>	0:00.317	7
3	24	Tommy RUSTAD	Albatec - HTB Racing	NOR	Peugeot 208	<b>0:39.946</b>	0:00.416	7
4	92	Anton MARKLUND	Marklund Motorsport	SWE	Volkswagen Polo	<b>0:39.971</b>	0:00.441	8
5	77	René MUENNICH	ALL-INKL.COM Muennich Motorsport	DEU	Citroën DS3	<b>0:40.164</b>	0:00.634	7
6	4	Robin LARSSON	Robin Larsson	SWE	Audi A1	<b>0:40.176</b>	0:00.646	9
7	14	Jere KALLIOKOSKI	Albatec Racing Ltd	FIN	Peugeot 208	<b>0:40.436</b>	0:00.906	11
8	74	Jérôme GROSSET-JANIN	Jérôme Grosset-Janin	FRA	Citroën DS3	<b>0:40.544</b>	0:01.014	7
9	53	Alexander HVAAL	Alexander Hvaal	NOR	Volkswagen Polo	<b>0:40.584</b>	0:01.054	6
10	111	Derek TOHILL	Derek Tohill	IRL	Ford Fiesta	<b>0:40.693</b>	0:01.163	11
11	91	Ola FRÖSHAUG	Team JC Race Teknik	NOR	Ford Fiesta	<b>0:40.828</b>	0:01.298	7
12	102	Tamás KÁRAI	Kárai Motorsport Sportegyesület	HUN	Audi A1	<b>0:40.912</b>	0:01.382	7
13	73	Henning SOLBERG	Eklund Motorsport	NOR	Volkswagen Beetle	<b>0:40.958</b>	0:01.428	5
14	22	Andréa DUBOURG	DA Racing	FRA	Citroën DS3	<b>0:40.971</b>	0:01.441	7
15	69	Martin KACZMARSKI	Martin Kaczmarek	POL	Ford Fiesta	<b>0:41.007</b>	0:01.477	7
16	19	Magda ANDERSSON	Marklund Motorsport	SWE	Volkswagen Polo	<b>0:41.274</b>	0:01.744	7
17	63	Joachim HVAAL	Joachim Hvaal	NOR	Ford Fiesta	<b>0:41.316</b>	0:01.786	7
18	8	Peter HEDSTRÖM	Peter Hedström	SWE	Volkswagen Polo	<b>0:41.355</b>	0:01.825	3
19	2	Oliver O'DONOVAN	Oliver O'Donovan	IRL	Ford Fiesta	<b>0:41.432</b>	0:01.902	3
20	54	Mats ÖHMAN	Mats Öhman	SWE	Ford Fiesta	<b>0:41.467</b>	0:01.937	3
21	80	Andreas STEFFEN	Andreas Steffen	DEU	Ford Fiesta	<b>0:41.674</b>	0:02.144	7
22	62	Firmin CADEDDU	Firmin Cadeddu	FRA	Citroën C4	<b>0:41.836</b>	0:02.306	7
23	16	Tom-Daniel TÅNEVIK	Tom Daniel Tånevik	NOR	Volvo C30	<b>0:42.002</b>	0:02.472	7
24	49	"M.D.K"	M.D.K	BEL	Ford Fiesta	<b>0:42.167</b>	0:02.637	6
25	30	Ole-Kristian TEMTE	Ole Kristian Temte	NOR	Citroën C4	<b>0:42.245</b>	0:02.715	7
26	32	Tore KRISTOFFERSEN	Tore Kristoffersen	NOR	Citroën DS3	<b>0:42.264</b>	0:02.734	7
27	38	Mandie AUGUST	ALL-INKL.COM Muennich Motorsport	DEU	Audi S3	<b>0:42.265</b>	0:02.735	7

These results are provisional until the conclusion of any judicial and technical inquiries.

Lånke Circuit (1019/1110m)

Published at...	Clerk of the Course Tony Lund TJELLE	Timekeeper Péter MAJOSHÁZI	
-----------------	---	-------------------------------	--

Printed: 6/9/2017 7:47:12 PM

Page 1 of 8



FIA EUROPEAN RALLYCROSS CHAMPIONSHIP //  
 PRESENTED BY MONSTER ENERGY\_  
 ROUND 2 // 09-11 JUNE // HELL (NOR)\_  
 TEAM VERKSTED WORLD RX OF NORWAY



Supercar Euro

SCE - 03

Free Practice 1

Ranking

Pos.	No.	Driver	Competitor/Entrant	Nat.	Car	Best lap	Diff	Laps
28	95	Andri ÖUN	Reinsalu Sport	EST	Ford Fiesta	0:43.083	0:03.553	3
29	23	Mart TIKKERBÄR	Tikkri Motorsport	EST	Ford Fiesta	0:43.087	0:03.557	7
30	70	Knut-Ove BORSETH	Knut-Ove Borseth	NOR	Ford Focus	0:43.555	0:04.025	2
31	12	Riku TAHKO	#Minisuomi	FIN	BMW Mini	0:44.931	0:05.401	2
DNF	55	Paulius PLESKOVAS	Baltijos Sportas Klaipedos m. TSK	LTU	Ford Fiesta	0:00.000	-	0

Total:0 Drivers included DNS: 0 ,DNF: 0 , EXC: 0

These results are provisional until the conclusion of any judicial and technical inquiries.

Lånke Circuit (1019/1110m)

Published at...	Clerk of the Course Tony Lund TJELLE	Timekeeper Péter MAJOSHÁZI	
-----------------	---	-------------------------------	--

Printed: 6/9/2017 7:47:12 PM

Page 2 of 8



Supercar Euro

SCE - 03

Free Practice 1

Lap Times

1. 90 Thomas BRYNTESSON NOR Ford Fiesta				
Lap	Laptime	Sector 1	Sector 2	Time of day
1.	00:39.801	16.8	22.9	18:00:43.932
2.	00:43.687	21.0	22.6	18:01:27.619
3.	00:44.084	21.1	22.9	18:02:11.703
4.	56:54.896	6:30	24.6	18:59:06.599
5.	00:39.530	16.8	22.6	18:59:46.129

2. 47 Tamás-Pál KISS HUN Peugeot 208				
Lap	Laptime	Sector 1	Sector 2	Time of day
1.	00:40.179	16.7	23.3	18:06:03.388
2.	00:39.960	17.0	22.8	18:06:43.348
3.	00:39.902	16.9	22.9	18:07:23.250
4.	22:56.171	2:33	22.7	18:30:19.421
5.	00:39.983	16.7	23.2	18:30:59.404
6.	00:39.847	17.0	22.7	18:31:39.251
7.	00:39.930	16.7	23.1	18:32:19.181

3. 24 Tommy RUSTAD NOR Peugeot 208				
Lap	Laptime	Sector 1	Sector 2	Time of day
1.	00:44.615	21.6	22.9	18:06:16.500
2.	00:39.954	16.9	23.0	18:06:56.454
3.	00:40.079	17.0	23.0	18:07:36.533
4.	06:29.268	6:05	23.6	19:14:05.801
5.	00:40.236	16.9	23.2	19:14:46.037
6.	00:40.328	16.9	23.4	19:15:26.365
7.	00:39.946	16.8	23.0	19:16:06.311

4. 92 Anton MARKLUND SWE Volkswagen Polo				
Lap	Laptime	Sector 1	Sector 2	Time of day
1.	15:14.520	4:50	23.5	18:21:51.957
2.	00:40.866	17.6	23.1	18:22:32.823
3.	00:40.695	17.5	23.1	18:23:13.518
4.	00:40.352	17.2	23.1	18:23:53.870
5.	35:08.708	4:43	25.1	18:59:02.578
6.	00:39.971	17.1	22.8	18:59:42.549
7.	00:40.088	17.1	22.9	19:00:22.637
8.	00:45.297	21.3	23.9	19:01:07.934

5. 77 René MUENNICH DEU Citroën DS3				
Lap	Laptime	Sector 1	Sector 2	Time of day
1.	00:43.989	20.8	23.1	18:00:40.200
2.	00:40.332	17.1	23.1	18:01:20.532
3.	00:49.037	26.0	22.9	18:02:09.569
4.	19:50.666	9:27	22.9	18:22:00.235
5.	00:40.447	17.2	23.2	18:22:40.682
6.	00:40.164	17.1	22.9	18:23:20.846
7.	00:40.466	17.2	23.1	18:24:01.312

6. 4 Robin LARSSON SWE Audi A1				
--------------------------------	--	--	--	--

These results are provisional until the conclusion of any judicial and technical inquiries.

Lånke Circuit (1019/1110m)

Published at...	Clerk of the Course Tony Lund TJELLE	Timekeeper Péter MAJOSHÁZI	
-----------------	---	-------------------------------	--

Supercar Euro

SCE - 03

Free Practice 1

Lap	Laptime	Sector 1	Sector 2	Time of day
1.	00:40.380	17.1	23.2	18:06:09.626
2.	00:40.176	17.0	23.1	18:06:49.802
3.	00:44.122	20.9	23.1	18:07:33.924
4.	22:49.708	2:26	23.4	18:30:23.632
5.	02:34.268	17.2	2:16	18:32:57.900
6.	03:13.648	9:50	22.8	19:03:11.548
7.	00:40.412	17.2	23.2	19:03:51.960
8.	00:40.842	17.3	23.4	19:04:32.802
9.	00:40.509	17.2	23.2	19:05:13.311

**7. 14 Jere KALLIOKOSKI FIN Peugeot 208**

Lap	Laptime	Sector 1	Sector 2	Time of day
1.	00:41.367	17.5	23.8	18:10:29.753
2.	00:45.860	22.3	23.5	18:11:15.613
3.	00:40.617	17.1	23.4	18:11:56.230
4.	18:13.750	7:49	23.7	18:30:09.980
5.	00:44.782	21.2	23.5	18:30:54.762
6.	00:41.764	18.0	23.7	18:31:36.526
7.	00:44.931	21.5	23.3	18:32:21.457
8.	41:37.304	1:13	23.4	19:13:58.761
9.	00:41.479	17.4	24.0	19:14:40.240
10.	00:44.636	21.4	23.1	19:15:24.876
11.	00:40.436	17.1	23.2	19:16:05.312

**8. 74 Jérôme GROSSET-JANIN FRA Citroën DS3**

Lap	Laptime	Sector 1	Sector 2	Time of day
1.	00:41.334	17.3	23.9	18:10:18.568
2.	00:44.962	21.2	23.7	18:11:03.530
3.	00:40.570	17.0	23.4	18:11:44.100
4.	18:23.830	7:59	24.1	18:30:07.930
5.	00:41.512	17.9	23.6	18:30:49.442
6.	00:40.550	17.0	23.4	18:31:29.992
7.	00:40.544	17.0	23.4	18:32:10.536

**9. 53 Alexander HVAAL NOR Volkswagen Polo**

Lap	Laptime	Sector 1	Sector 2	Time of day
1.	00:40.584	17.4	23.1	18:06:27.124
2.	00:41.256	17.0	24.2	18:07:08.380
3.	55:39.332	5:14	24.8	19:02:47.712
4.	00:43.145	18.2	24.8	19:03:30.857
5.	00:42.538	18.0	24.5	19:04:13.395
6.	00:42.279	17.9	24.2	19:04:55.674

**10. 111 Derek TOHILL IRL Ford Fiesta**

Lap	Laptime	Sector 1	Sector 2	Time of day
1.	00:45.111	21.6	23.4	18:14:17.876
2.	00:40.974	17.4	23.5	18:14:58.850
3.	00:41.149	17.5	23.6	18:15:39.999
4.	14:51.054	4:27	23.9	18:30:31.053
5.	00:41.218	17.4	23.7	18:31:12.271

These results are provisional until the conclusion of any judicial and technical inquiries.

Lånke Circuit (1019/1110m)

Published at...	Clerk of the Course	Timekeeper	
	Tony Lund TJELLE	Péter MAJOSHÁZI	



Supercar Euro

SCE - 03

Free Practice 1

6.	00:40.693	17.3	23.3	18:31:52.964
7.	00:40.978	17.2	23.7	18:32:33.942
8.	03:30.947	3:06	24.4	19:03:04.889
9.	00:41.283	17.5	23.7	19:03:46.172
10.	00:42.740	18.7	24.0	19:04:28.912
11.	00:41.494	17.3	24.1	19:05:10.406

11. 91 Ola FRÖSHAUG NOR Ford Fiesta				
Lap	Laptime	Sector 1	Sector 2	Time of day
1.	00:41.624	17.5	24.1	18:18:23.547
2.	00:41.950	17.4	24.4	18:19:05.497
3.	00:46.369	22.4	23.9	18:19:51.866
4.	53:42.595	3:18	24.0	19:13:34.461
5.	00:40.828	17.1	23.6	19:14:15.289
6.	00:41.136	17.2	23.8	19:14:56.425
7.	00:41.438	17.2	24.1	19:15:37.863

12. 102 Tamás KÁRAI HUN Audi A1				
Lap	Laptime	Sector 1	Sector 2	Time of day
1.	00:42.007	17.6	24.3	18:18:31.136
2.	00:41.675	17.6	24.0	18:19:12.811
3.	00:41.841	17.6	24.2	18:19:54.652
4.	38:53.919	8:29	24.3	18:58:48.571
5.	00:41.318	17.4	23.8	18:59:29.889
6.	00:40.912	17.3	23.5	19:00:10.801
7.	00:41.143	17.5	23.6	19:00:51.944

13. 73 Henning SOLBERG NOR Volkswagen Beetle				
Lap	Laptime	Sector 1	Sector 2	Time of day
1.	00:40.992	17.3	23.6	18:06:24.592
2.	00:41.115	17.3	23.7	18:07:05.707
3.	00:40.958	17.5	23.4	18:07:46.665
4.	36:07.615	5:43	24.1	18:43:54.280
5.	00:41.278	17.2	23.9	18:44:35.558

14. 22 Andréa DUBOURG FRA Citroën DS3				
Lap	Laptime	Sector 1	Sector 2	Time of day
1.	00:41.571	17.7	23.8	18:18:34.750
2.	00:41.514	17.8	23.6	18:19:16.264
3.	00:41.167	17.6	23.5	18:19:57.431
4.	39:12.757	8:49	23.6	18:59:10.188
5.	00:41.529	17.7	23.8	18:59:51.717
6.	00:40.971	17.3	23.6	19:00:32.688
7.	00:41.298	17.4	23.8	19:01:13.986

15. 69 Martin KACZMARSKI POL Ford Fiesta				
Lap	Laptime	Sector 1	Sector 2	Time of day
1.	00:41.655	17.8	23.8	18:14:41.968
2.	00:41.007	17.5	23.4	18:15:22.975
3.	00:41.619	17.5	24.1	18:16:04.594
4.	28:13.416	7:48	24.7	18:44:18.010
5.	00:42.829	18.5	24.2	18:45:00.839

These results are provisional until the conclusion of any judicial and technical inquiries.

Lånke Circuit (1019/1110m)

Published at...	Clerk of the Course Tony Lund TJELLE	Timekeeper Péter MAJOSHÁZI	
-----------------	---	-------------------------------	--

Supercar Euro

SCE - 03

Free Practice 1

6.	00:41.837	17.7	24.0	18:45:42.676
7.	00:42.529	17.9	24.6	18:46:25.205

16. 19 Magda ANDERSSON SWE Volkswagen Polo				
Lap	Laptime	Sector 1	Sector 2	Time of day
1.	00:46.305	22.2	24.0	18:18:49.065
2.	00:45.767	21.8	23.9	18:19:34.832
3.	00:41.910	18.0	23.8	18:20:16.742
4.	42:39.397	2:15	23.7	19:02:56.139
5.	00:41.274	17.5	23.7	19:03:37.413
6.	00:41.579	17.6	23.9	19:04:18.992
7.	00:46.246	22.1	24.1	19:05:05.238

17. 63 Joachim HVAAL NOR Ford Fiesta				
Lap	Laptime	Sector 1	Sector 2	Time of day
1.	00:41.799	17.8	23.9	18:18:39.625
2.	00:41.316	17.6	23.6	18:19:20.941
3.	00:41.705	17.6	24.0	18:20:02.646
4.	53:37.507	3:13	23.8	19:13:40.153
5.	00:45.950	21.9	23.9	19:14:26.103
6.	00:41.339	17.6	23.7	19:15:07.442
7.	00:41.955	18.0	23.8	19:15:49.397

18. 8 Peter HEDSTRÖM SWE Volkswagen Polo				
Lap	Laptime	Sector 1	Sector 2	Time of day
1.	00:41.505	17.7	23.7	18:10:14.499
2.	00:41.583	17.6	23.8	18:10:56.082
3.	00:41.355	17.5	23.8	18:11:37.437

19. 2 Oliver O'DONOVAN IRL Ford Fiesta				
Lap	Laptime	Sector 1	Sector 2	Time of day
1.	00:41.432	17.5	23.8	18:00:34.042
2.	00:41.500	17.2	24.2	18:01:15.542
3.	00:52.693	28.7	23.8	18:02:08.235

20. 54 Mats ÖHMAN SWE Ford Fiesta				
Lap	Laptime	Sector 1	Sector 2	Time of day
1.	00:46.077	22.2	23.7	19:14:22.203
2.	00:41.634	17.5	24.0	19:15:03.837
3.	00:41.467	17.3	24.1	19:15:45.304

21. 80 Andreas STEFFEN DEU Ford Fiesta				
Lap	Laptime	Sector 1	Sector 2	Time of day
1.	00:52.060	27.8	24.2	18:14:39.379
2.	00:42.681	18.5	24.1	18:15:22.060
3.	00:41.871	17.8	24.0	18:16:03.931
4.	14:35.298	4:11	24.2	18:30:39.229
5.	00:42.221	17.8	24.3	18:31:21.450
6.	00:41.674	17.8	23.7	18:32:03.124
7.	00:42.914	17.8	25.0	18:32:46.038

22. 62 Firmin CAEDDU FRA Citroën C4				
-------------------------------------	--	--	--	--

These results are provisional until the conclusion of any judicial and technical inquiries.

Lånke Circuit (1019/1110m)

Published at...	Clerk of the Course	Timekeeper	
	Tony Lund TJELLE	Péter MAJOSHÁZI	

Supercar Euro

SCE - 03

Free Practice 1

Lap	Laptime	Sector 1	Sector 2	Time of day
1.	00:42.792	18.2	24.5	18:14:40.069
2.	00:46.223	22.2	23.9	18:15:26.292
3.	00:41.881	17.4	24.4	18:16:08.173
4.	46:40.871	6:16	23.9	19:02:49.044
5.	00:42.482	17.6	24.8	19:03:31.526
6.	00:46.825	22.2	24.5	19:04:18.351
7.	00:41.836	17.6	24.1	19:05:00.187

23. 16 Tom-Daniel TÅNEVIK NOR Volvo C30

Lap	Laptime	Sector 1	Sector 2	Time of day
1.	00:45.771	21.7	24.0	18:10:45.378
2.	00:42.761	17.8	24.8	18:11:28.139
3.	00:43.497	17.8	25.6	18:12:11.636
4.	31:52.067	1:27	25.0	18:44:03.703
5.	00:42.002	17.8	24.1	18:44:45.705
6.	00:48.428	22.6	25.7	18:45:34.133
7.	00:42.909	17.6	25.2	18:46:17.042

24. 49 "M.D.K" BEL Ford Fiesta

Lap	Laptime	Sector 1	Sector 2	Time of day
1.	00:42.655	18.3	24.3	18:18:21.397
2.	00:43.064	17.8	25.2	18:19:04.461
3.	00:42.167	18.1	24.0	18:19:46.628
4.	39:06.348	8:41	24.6	18:58:52.976
5.	00:42.517	17.8	24.7	18:59:35.493
6.	00:42.433	17.7	24.7	19:00:17.926

25. 30 Ole-Kristian TEMTE NOR Citroën C4

Lap	Laptime	Sector 1	Sector 2	Time of day
1.	00:43.136	18.6	24.4	18:14:33.187
2.	00:42.245	17.8	24.3	18:15:15.432
3.	00:42.407	17.8	24.5	18:15:57.839
4.	42:59.215	2:34	24.7	18:58:57.054
5.	00:42.506	18.0	24.5	18:59:39.560
6.	00:42.807	17.9	24.8	19:00:22.367
7.	00:45.376	20.6	24.7	19:01:07.743

26. 32 Tore KRISTOFFERSEN NOR Citroën DS3

Lap	Laptime	Sector 1	Sector 2	Time of day
1.	00:42.890	18.0	24.8	18:10:36.208
2.	00:42.560	18.2	24.2	18:11:18.768
3.	00:42.264	18.0	24.1	18:12:01.032
4.	31:58.026	1:33	24.6	18:43:59.058
5.	00:43.038	18.4	24.6	18:44:42.096
6.	00:43.724	17.9	25.8	18:45:25.820
7.	00:43.485	17.9	25.5	18:46:09.305

27. 38 Mandie AUGUST DEU Audi S3

Lap	Laptime	Sector 1	Sector 2	Time of day
1.	00:42.842	18.7	24.1	18:14:49.382
2.	00:42.265	17.9	24.3	18:15:31.647

These results are provisional until the conclusion of any judicial and technical inquiries.

Lånke Circuit (1019/1110m)

Published at...	Clerk of the Course Tony Lund TJELLE	Timekeeper Péter MAJOSHÁZI	
-----------------	---	-------------------------------	--

Supercar Euro

SCE - 03

Free Practice 1

3.	00:42.588	17.9	24.5	18:16:14.235
4.	27:58.000	7:33	24.8	18:44:12.235
5.	00:42.461	17.9	24.5	18:44:54.696
6.	00:44.112	18.1	25.9	18:45:38.808
7.	00:43.781	18.1	25.6	18:46:22.589

<b>28.</b>	<b>95 Andri ÖUN</b>	<b>EST</b>	<b>Ford Fiesta</b>	
Lap	Laptime	Sector 1	Sector 2	Time of day
1.	00:43.083	18.3	24.6	18:22:48.686
2.	00:48.827	23.7	25.0	18:23:37.513
3.	00:43.720	18.6	25.0	18:24:21.233

<b>29.</b>	<b>23 Mart TIKKERBÄR</b>	<b>EST</b>	<b>Ford Fiesta</b>	
Lap	Laptime	Sector 1	Sector 2	Time of day
1.	00:43.814	18.7	25.0	18:23:00.191
2.	00:43.396	18.6	24.7	18:23:43.587
3.	00:43.332	18.3	24.9	18:24:26.919
4.	49:24.515	8:59	25.0	19:13:51.434
5.	00:48.554	23.3	25.1	19:14:39.988
6.	00:43.087	18.1	24.9	19:15:23.075
7.	00:47.189	23.1	23.9	19:16:10.264

<b>30.</b>	<b>70 Knut-Ove BORSETH</b>	<b>NOR</b>	<b>Ford Focus</b>	
Lap	Laptime	Sector 1	Sector 2	Time of day
1.	00:45.705	21.8	23.8	18:23:04.591
2.	00:43.555	17.9	25.6	18:23:48.146

<b>31.</b>	<b>12 Riku TAHKO</b>	<b>FIN</b>	<b>BMW Mini</b>	
Lap	Laptime	Sector 1	Sector 2	Time of day
1.	00:45.554	22.1	23.4	18:10:39.139
2.	00:44.931	17.5	27.4	18:11:24.070

<b>DNF</b>	<b>55 Paulius PLESKOVAS</b>	<b>LTU</b>	<b>Ford Fiesta</b>
------------	-----------------------------	------------	--------------------

These results are provisional until the conclusion of any judicial and technical inquiries.

Lånke Circuit (1019/1110m)

Published at...	Clerk of the Course Tony Lund TJELLE	Timekeeper Péter MAJOSHÁZI	
-----------------	---	-------------------------------	--

Printed: 6/9/2017 7:47:12 PM

Page 8 of 8

Supercar Euro

SCE - 04

Free Practice 2

Ranking

Pos.	No.	Driver	Competitor/Entrant	Nat.	Car	Best lap	Diff	Laps
1	24	Tommy RUSTAD	Albatec - HTB Racing	NOR	Peugeot 208	<b>0:42.772</b>		7
2	4	Robin LARSSON	Robin Larsson	SWE	Audi A1	<b>0:43.340</b>	0:00.568	6
3	53	Alexander HVAAL	Alexander Hvaal	NOR	Volkswagen Polo	<b>0:43.588</b>	0:00.816	3
4	8	Peter HEDSTRÖM	Peter Hedström	SWE	Volkswagen Polo	<b>0:43.601</b>	0:00.829	7
5	92	Anton MARKLUND	Marklund Motorsport	SWE	Volkswagen Polo	<b>0:43.617</b>	0:00.845	7
6	47	Tamás-Pál KISS	Speedbox Racing Team Kft.	HUN	Peugeot 208	<b>0:43.704</b>	0:00.932	7
7	90	Thomas BRYNTESSON	Team JC Race Teknik	NOR	Ford Fiesta	<b>0:43.823</b>	0:01.051	7
8	77	René MUENNICH	ALL-INKL.COM Muennich Motorsport	DEU	Citroën DS3	<b>0:43.911</b>	0:01.139	3
9	74	Jérôme GROSSET-JANIN	Jérôme Grosset-Janin	FRA	Citroën DS3	<b>0:44.013</b>	0:01.241	7
10	91	Ola FRÖSHAUG	Team JC Race Teknik	NOR	Ford Fiesta	<b>0:44.157</b>	0:01.385	7
11	102	Tamás KÁRAI	Kárai Motorsport Sportegyesület	HUN	Audi A1	<b>0:44.193</b>	0:01.421	3
12	12	Riku TAHKO	#Minisuumi	FIN	BMW Mini	<b>0:44.220</b>	0:01.448	7
13	19	Magda ANDERSSON	Marklund Motorsport	SWE	Volkswagen Polo	<b>0:44.470</b>	0:01.698	7
14	2	Oliver O'DONOVAN	Oliver O'Donovan	IRL	Ford Fiesta	<b>0:44.698</b>	0:01.926	7
15	70	Knut-Ove BORSETH	Knut-Ove Borseth	NOR	Ford Focus	<b>0:44.789</b>	0:02.017	3
16	14	Jere KALLIOKOSKI	Albatec Racing Ltd	FIN	Peugeot 208	<b>0:44.818</b>	0:02.046	7
17	32	Tore KRISTOFFERSEN	Tore Kristoffersen	NOR	Citroën DS3	<b>0:44.960</b>	0:02.188	3
18	54	Mats ÖHMAN	Mats Öhman	SWE	Ford Fiesta	<b>0:44.961</b>	0:02.189	7
19	111	Derek TOHILL	Derek Tohill	IRL	Ford Fiesta	<b>0:45.007</b>	0:02.235	6
20	73	Henning SOLBERG	Eklund Motorsport	NOR	Volkswagen Beetle	<b>0:45.167</b>	0:02.395	3
21	22	Andréa DUBOURG	DA Racing	FRA	Citroën DS3	<b>0:45.314</b>	0:02.542	7
22	63	Joachim HVAAL	Joachim Hvaal	NOR	Ford Fiesta	<b>0:45.413</b>	0:02.641	3
23	38	Mandie AUGUST	ALL-INKL.COM Muennich Motorsport	DEU	Audi S3	<b>0:45.432</b>	0:02.660	7
24	62	Firmin CADEDDU	Firmin Cadeddu	FRA	Citroën C4	<b>0:45.538</b>	0:02.766	7
25	69	Martin KACZMARSKI	Martin Kaczmarski	POL	Ford Fiesta	<b>0:45.831</b>	0:03.059	3
26	95	Andri ÖUN	Reinsalu Sport	EST	Ford Fiesta	<b>0:46.295</b>	0:03.523	3
27	23	Mart TIKKERBÄR	Tikkri Motorsport	EST	Ford Fiesta	<b>0:46.408</b>	0:03.636	3

These results are provisional until the conclusion of any judicial and technical inquiries.

Lånke Circuit (1019/1110m)

Published at...	Clerk of the Course Tony Lund TJELLE	Timekeeper Péter MAJOSHÁZI	
-----------------	---	-------------------------------	--

Printed: 6/10/2017 11:04:16 AM

Page 1 of 12

Supercar Euro

SCE - 04

Free Practice 2

Ranking

Pos.	No.	Driver	Competitor/Entrant	Nat.	Car	Best lap	Diff	Laps
28	30	Ole-Kristian TEMTE	Ole Kristian Temte	NOR	Citröen C4	0:46.699	0:03.927	3
29	16	Tom-Daniel TÅNEVIK	Tom Daniel Tånevik	NOR	Volvo C30	0:46.952	0:04.180	3
30	55	Paulius PLESKOVAS	Baltijos Sportas Klaipedos m. TSK	LTU	Ford Fiesta	0:47.209	0:04.437	3
31	49	"M.D.K"	M.D.K	BEL	Ford Fiesta	0:47.246	0:04.474	2
DNS	80	Andreas STEFFEN	Andreas Steffen	DEU	Ford Fiesta	-	-	0

Total:32 Drivers included DNS: 1 ,DNF: 0 , EXC: 0

These results are provisional until the conclusion of any judicial and technical inquiries.

Lånke Circuit (1019/1110m)

Published at...	Clerk of the Course Tony Lund TJELLE	Timekeeper Péter MAJOSHÁZI	
-----------------	---	-------------------------------	--

Printed: 6/10/2017 11:04:16 AM

Page 2 of 12

Supercar Euro

SCE - 04

Free Practice 2

Lap Times




1. 24 Tommy RUSTAD NOR Peugeot 208				
Lap	Laptime	Sector 1	Sector 2	Time of day
1.	00:45.651	20.2	25.3	10:07:41.063
2.	00:47.603	23.2	24.3	10:08:28.666
3.	00:43.357	19.1	24.2	10:09:12.023
4.	11:27.908	1:03	24.3	10:20:39.931
5.	00:42.772	18.6	24.1	10:21:22.703
6.	00:43.571	19.0	24.5	10:22:06.274
7.	00:43.281	19.3	23.9	10:22:49.555
21.				
22.				
23.				
24.				
25.				
26.				
27.				
28.				

2. 4 Robin LARSSON SWE Audi A1				
Lap	Laptime	Sector 1	Sector 2	Time of day
1.	00:43.340	18.9	24.4	09:58:44.413
2.	00:43.780	19.1	24.6	09:59:28.193
3.	00:44.014	19.0	24.9	10:00:12.207
4.	24:38.533	4:14	24.1	10:24:50.740
5.	00:43.384	18.7	24.6	10:25:34.124
6.	00:44.795	19.3	25.4	10:26:18.919
21.				
22.				
23.				
24.				
25.				
26.				
27.				
28.				

3. 53 Alexander HVAAL NOR Volkswagen Polo				
Lap	Laptime	Sector 1	Sector 2	Time of day
1.	00:44.311	19.6	24.6	10:21:18.379
2.	00:43.794	19.2	24.5	10:22:02.173
3.	00:43.588	19.0	24.5	10:22:45.761
21.				
22.				
23.				
24.				
25.				
26.				
27.				
28.				

These results are provisional until the conclusion of any judicial and technical inquiries.

Lånke Circuit (1019/1110m)

Published at...	Clerk of the Course	Timekeeper	
	Tony Lund TJELLE 	Péter MAJOSHÁZI 	

Printed: 6/10/2017 11:04:16 AM

Page 3 of 12

Supercar Euro

SCE - 04

Free Practice 2

4. 8 Peter HEDSTRÖM SWE Volkswagen Polo				
Lap	Laptime	Sector 1	Sector 2	Time of day
1.	00:43.601	19.2	24.3	10:12:33.984
2.	00:45.928	21.5	24.4	10:13:19.912
3.	00:48.554	23.7	24.7	10:14:08.466
4.	25:00.994	4:34	26.6	10:39:09.460
5.	00:45.327	19.6	25.7	10:39:54.787
6.	00:45.065	19.4	25.5	10:40:39.852
7.	00:45.394	19.8	25.5	10:41:25.246
21.				
22.				
23.				
24.				
25.				
26.				
27.				
28.				

5. 92 Anton MARKLUND SWE Volkswagen Polo				
Lap	Laptime	Sector 1	Sector 2	Time of day
1.	00:44.631	19.5	25.0	09:58:32.782
2.	00:43.727	19.1	24.6	09:59:16.509
3.	00:47.422	22.5	24.8	10:00:03.931
4.	25:17.138	4:52	24.2	10:25:21.069
5.	00:43.873	19.4	24.4	10:26:04.942
6.	00:43.617	18.9	24.6	10:26:48.559
7.	00:48.973	23.0	25.9	10:27:37.532
21.				
22.				
23.				
24.				
25.				
26.				
27.				
28.				

6. 47 Tamás-Pál KISS HUN Peugeot 208				
Lap	Laptime	Sector 1	Sector 2	Time of day
1.	00:43.704	19.1	24.5	09:58:36.870
2.	00:44.079	19.2	24.8	09:59:20.949
3.	00:47.881	23.0	24.8	10:00:08.830
4.	02:38.247	2:13	24.3	10:20:47.077
5.	00:44.262	19.6	24.6	10:21:31.339
6.	00:43.783	19.1	24.6	10:22:15.122
7.	00:44.178	19.5	24.5	10:22:59.300
21.				
22.				
23.				
24.				
25.				

These results are provisional until the conclusion of any judicial and technical inquiries.

Lånke Circuit (1019/1110m)

Published at...	Clerk of the Course	Timekeeper	
	Tony Lund TJELLE	Péter MAJOSHÁZI	



Supercar Euro

SCE - 04

Free Practice 2

26.  
27.  
28.

7. 90 Thomas BRYNTESSON NOR Ford Fiesta				
Lap	Laptime	Sector 1	Sector 2	Time of day
1.	00:44.311	19.5	24.8	09:58:58.403
2.	00:43.841	19.2	24.6	09:59:42.244
3.	00:45.247	20.0	25.2	10:00:27.491
4.	29:30.054	9:05	24.2	10:29:57.545
5.	00:47.261	22.3	24.9	10:30:44.806
6.	00:47.558	22.6	24.9	10:31:32.364
7.	00:43.823	19.2	24.5	10:32:16.187

21.  
22.  
23.  
24.  
25.  
26.  
27.  
28.

8. 77 René MUENNICH DEU Citroën DS3				
Lap	Laptime	Sector 1	Sector 2	Time of day
1.	00:44.393	19.5	24.8	10:07:51.514
2.	00:43.911	19.3	24.5	10:08:35.425
3.	00:44.737	19.6	25.1	10:09:20.162




21.  
22.  
23.  
24.  
25.  
26.  
27.  
28.

9. 74 Jérôme GROSSET-JANIN FRA Citroën DS3				
Lap	Laptime	Sector 1	Sector 2	Time of day
1.	00:51.963	26.6	25.2	10:07:40.527
2.	00:45.085	19.7	25.2	10:08:25.612
3.	00:45.364	20.2	25.0	10:09:10.976
4.	02:21.863	9:56	25.2	10:29:32.839
5.	00:48.373	23.5	24.8	10:30:21.212
6.	00:45.078	19.3	25.7	10:31:06.290
7.	00:44.013	19.0	24.9	10:31:50.303

21.  
22.  
23.  
24.  
25.  
26.

These results are provisional until the conclusion of any judicial and technical inquiries.

Lånke Circuit (1019/1110m)

Published at...	Clerk of the Course	Timekeeper	
	Tony Lund TJELLE 	Péter MAJOSHÁZI 	

Supercar Euro

SCE - 04

Free Practice 2

27.  
28.




10. 91 Ola FRÖSHAUG NOR Ford Fiesta				
Lap	Laptime	Sector 1	Sector 2	Time of day
1.	00:44.402	19.1	25.2	09:59:04.711
2.	00:44.687	19.8	24.7	09:59:49.398
3.	00:44.429	19.6	24.7	10:00:33.827
4.	19:51.464	9:27	24.3	10:20:25.291
5.	00:44.157	19.3	24.8	10:21:09.448
6.	00:48.375	23.5	24.7	10:21:57.823
7.	00:45.867	19.8	25.9	10:22:43.690
21.				
22.				
23.				
24.				
25.				
26.				
27.				
28.				

11. 102 Tamás KÁRAI HUN Audi A1				
Lap	Laptime	Sector 1	Sector 2	Time of day
1.	00:44.193	19.2	24.9	10:16:51.554
2.	00:45.198	19.8	25.3	10:17:36.752
3.	00:44.666	19.6	24.9	10:18:21.418
21.				
22.				
23.				
24.				
25.				
26.				
27.				
28.				

12. 12 Riku TAHKO FIN BMW Mini				
Lap	Laptime	Sector 1	Sector 2	Time of day
1.	00:44.308	19.2	25.0	10:16:42.209
2.	00:44.220	19.3	24.8	10:17:26.429
3.	00:45.645	20.5	25.1	10:18:12.074
4.	02:32.669	2:07	25.5	10:38:44.743
5.	00:45.653	20.0	25.5	10:39:30.396
6.	00:50.034	24.7	25.2	10:40:20.430
7.	00:45.251	20.0	25.2	10:41:05.681
21.				
22.				
23.				
24.				
25.				
26.				
27.				

These results are provisional until the conclusion of any judicial and technical inquiries.

Lånke Circuit (1019/1110m)

Published at...	Clerk of the Course	Timekeeper	
	Tony Lund TJELLE 	Péter MAJOSHÁZI 	

Supercar Euro

SCE - 04

Free Practice 2

28.


13. 19 Magda ANDERSSON SWE Volkswagen Polo				
Lap	Laptime	Sector 1	Sector 2	Time of day
1.	00:45.210	19.8	25.3	10:12:30.769
2.	00:44.667	19.4	25.2	10:13:15.436
3.	00:44.470	19.4	25.0	10:13:59.906
4.	16:03.268	5:37	25.9	10:30:03.174
5.	00:44.581	19.7	24.8	10:30:47.755
6.	00:48.922	23.6	25.2	10:31:36.677
7.	00:45.247	19.7	25.5	10:32:21.924
21.				
22.				
23.				
24.				
25.				
26.				
27.				
28.				

14. 2 Oliver O'DONOVAN IRL Ford Fiesta				
Lap	Laptime	Sector 1	Sector 2	Time of day
1.	00:45.963	20.5	25.3	09:58:53.485
2.	00:44.849	19.8	25.0	09:59:38.334
3.	00:46.066	20.4	25.6	10:00:24.400
4.	24:43.298	4:18	24.7	10:25:07.698
5.	00:45.023	20.1	24.8	10:25:52.721
6.	00:45.078	20.3	24.7	10:26:37.799
7.	00:44.698	19.7	24.9	10:27:22.497
21.				
22.				
23.				
24.				
25.				
26.				
27.				
28.				

15. 70 Knut-Ove BORSETH NOR Ford Focus				
Lap	Laptime	Sector 1	Sector 2	Time of day
1.	00:44.789	19.6	25.1	10:16:57.832
2.	00:49.005	19.8	29.1	10:17:46.837
3.	00:45.421	19.6	25.7	10:18:32.258
21.				
22.				
23.				
24.				
25.				
26.				
27.				
28.				

These results are provisional until the conclusion of any judicial and technical inquiries.

Lånke Circuit (1019/1110m)

Published at...	Clerk of the Course	Timekeeper	
	Tony Lund TJELLE	Péter MAJOSHÁZI	

Printed: 6/10/2017 11:04:16 AM

Page 7 of 12

Supercar Euro

SCE - 04

Free Practice 2

16. 14 Jere KALLIOKOSKI FIN Peugeot 208				
Lap	Laptime	Sector 1	Sector 2	Time of day
1.	00:44.818	20.0	24.7	10:08:06.707
2.	00:48.447	23.6	24.7	10:08:55.154
3.	00:45.727	20.1	25.5	10:09:40.881
4.	24:59.739	4:34	24.8	10:34:40.620
5.	00:48.514	23.3	25.1	10:35:29.134
6.	00:46.065	20.3	25.6	10:36:15.199
7.	00:49.714	23.9	25.7	10:37:04.913
21.				
22.				
23.				
24.				
25.				
26.				
27.				
28.				

17. 32 Tore KRISTOFFERSEN NOR Citroën DS3				
Lap	Laptime	Sector 1	Sector 2	Time of day
1.	00:44.960	19.1	25.7	10:20:57.761
2.	00:45.871	19.8	25.9	10:21:43.632
3.	00:45.664	19.9	25.6	10:22:29.296
21.				
22.				
23.				
24.				
25.				
26.				
27.				
28.				

18. 54 Mats ÖHMAN SWE Ford Fiesta				
Lap	Laptime	Sector 1	Sector 2	Time of day
1.	00:44.961	19.5	25.4	10:12:50.271
2.	00:48.803	23.6	25.1	10:13:39.074
3.	00:45.972	19.5	26.4	10:14:25.046
4.	24:35.434	4:09	25.6	10:39:00.480
5.	00:45.015	19.4	25.5	10:39:45.495
6.	00:45.513	19.8	25.6	10:40:31.008
7.	00:49.238	23.6	25.6	10:41:20.246
21.				
22.				
23.				
24.				
25.				
26.				
27.				
28.				

19. 111 Derek TOHILL IRL Ford Fiesta				
--------------------------------------	--	--	--	--

These results are provisional until the conclusion of any judicial and technical inquiries.

Lånke Circuit (1019/1110m)

Published at...	Clerk of the Course	Timekeeper	
	Tony Lund TJELLE	Péter MAJOSHÁZI	

Supercar Euro

SCE - 04

Free Practice 2

Lap	Laptime	Sector 1	Sector 2	Time of day
1.	00:45.007	19.8	25.1	10:08:02.200
2.	00:45.102	19.6	25.4	10:08:47.302
3.	00:45.455	19.8	25.6	10:09:32.757
4.	25:17.682	4:52	25.1	10:34:50.439
5.	00:45.494	20.3	25.1	10:35:35.933
6.	01:06.097	29.1	36.9	10:36:42.030
21.				
22.				
23.				
24.				
25.				
26.				
27.				
28.				

20. 73 Henning SOLBERG NOR Volkswagen Beetle				
Lap	Laptime	Sector 1	Sector 2	Time of day
1.	00:45.167	19.6	25.4	10:26:01.857
2.	00:45.206	19.6	25.5	10:26:47.063
3.	00:45.271	19.9	25.3	10:27:32.334
21.				
22.				
23.				
24.				
25.				
26.				
27.				
28.				

21. 22 Andréa DUBOURG FRA Citroën DS3				
Lap	Laptime	Sector 1	Sector 2	Time of day
1.	00:45.314	19.8	25.4	10:08:22.449
2.	00:45.829	19.8	26.0	10:09:08.278
3.	00:47.033	20.6	26.3	10:09:55.311
4.	24:43.574	4:18	25.5	10:34:38.885
5.	00:45.688	19.9	25.7	10:35:24.573
6.	00:45.348	19.6	25.6	10:36:09.921
7.	00:45.829	19.6	26.1	10:36:55.750
21.				
22.				
23.				
24.				
25.				
26.				
27.				
28.				

22. 63 Joachim HVAAL NOR Ford Fiesta				
Lap	Laptime	Sector 1	Sector 2	Time of day
1.	00:46.395	20.3	25.9	10:16:50.599

These results are provisional until the conclusion of any judicial and technical inquiries.

Lånke Circuit (1019/1110m)

Published at...	Clerk of the Course	Timekeeper	
	Tony Lund TJELLE	Péter MAJOSHÁZI	

Supercar Euro

SCE - 04

Free Practice 2

2.	00:45.413	20.0	25.3	10:17:36.012
3.	00:50.256	24.4	25.8	10:18:26.268
21.				
22.				
23.				
24.				
25.				
26.				
27.				
28.				




23. 38 Mandie AUGUST DEU Audi S3				
Lap	Laptime	Sector 1	Sector 2	Time of day
1.	00:46.432	20.0	26.4	10:12:32.642
2.	00:45.648	20.5	25.0	10:13:18.290
3.	00:45.432	20.2	25.1	10:14:03.722
4.	15:48.445	5:23	25.4	10:29:52.167
5.	00:47.241	20.8	26.4	10:30:39.408
6.	00:46.732	20.1	26.5	10:31:26.140
7.	00:46.897	20.5	26.3	10:32:13.037
21.				
22.				
23.				
24.				
25.				
26.				
27.				
28.				

24. 62 Firmin CAEDDU FRA Citroën C4				
Lap	Laptime	Sector 1	Sector 2	Time of day
1.	00:45.552	20.4	25.0	10:12:21.273
2.	00:45.538	19.9	25.6	10:13:06.811
3.	00:49.801	24.2	25.5	10:13:56.612
4.	24:59.101	4:33	25.3	10:38:55.713
5.	00:48.198	20.2	27.9	10:39:43.911
6.	00:45.920	20.2	25.6	10:40:29.831
7.	00:45.634	20.1	25.4	10:41:15.465
21.				
22.				
23.				
24.				
25.				
26.				
27.				
28.				

25. 69 Martin KACZMARSKI POL Ford Fiesta				
Lap	Laptime	Sector 1	Sector 2	Time of day
1.	00:45.859	20.0	25.8	10:25:45.591
2.	00:45.831	20.0	25.8	10:26:31.422

These results are provisional until the conclusion of any judicial and technical inquiries.

Lånke Circuit (1019/1110m)

Published at...	Clerk of the Course	Timekeeper	
	Tony Lund TJELLE 	Péter MAJOSHÁZI 	

Supercar Euro

SCE - 04

Free Practice 2

3.	00:46.507	20.5	25.9	10:27:17.929
21.				
22.				
23.				
24.				
25.				
26.				
27.				
28.				




26. 95 Andri ÖUN EST Ford Fiesta				
Lap	Laptime	Sector 1	Sector 2	Time of day
1.	00:47.129	20.3	26.7	10:21:08.067
2.	00:47.079	21.1	25.9	10:21:55.146
3.	00:46.295	20.6	25.6	10:22:41.441
21.				
22.				
23.				
24.				
25.				
26.				
27.				
28.				

27. 23 Mart TIKKERBÄR EST Ford Fiesta				
Lap	Laptime	Sector 1	Sector 2	Time of day
1.	00:49.619	23.5	26.0	10:17:04.441
2.	00:46.408	20.2	26.1	10:17:50.849
3.	01:01.987	35.3	26.6	10:18:52.836
21.				
22.				
23.				
24.				
25.				
26.				
27.				
28.				

28. 30 Ole-Kristian TEMTE NOR Citroën C4				
Lap	Laptime	Sector 1	Sector 2	Time of day
1.	00:46.699	20.6	26.0	10:12:49.393
2.	00:46.712	20.3	26.3	10:13:36.105
3.	00:46.966	20.7	26.2	10:14:23.071
21.				
22.				
23.				
24.				
25.				
26.				
27.				
28.				

These results are provisional until the conclusion of any judicial and technical inquiries.

Lånke Circuit (1019/1110m)

Published at...	Clerk of the Course Tony Lund TJELLE 	Timekeeper Péter MAJOSHÁZI 	
-----------------	---	---	---

Supercar Euro

SCE - 04

Free Practice 2

29. 16 Tom-Daniel TÅNEVIK NOR Volvo C30				
Lap	Laptime	Sector 1	Sector 2	Time of day
1.	00:48.928	23.7	25.2	10:16:38.344
2.	00:46.952	21.1	25.8	10:17:25.296
3.	00:48.726	21.7	26.9	10:18:14.022
21.				
22.				
23.				
24.				
25.				
26.				
27.				
28.				

30. 55 Paulius PLESKOVAS LTU Ford Fiesta				
Lap	Laptime	Sector 1	Sector 2	Time of day
1.	00:47.209	20.2	26.9	10:25:50.107
2.	00:52.320	25.4	26.8	10:26:42.427
3.	00:49.328	21.4	27.8	10:27:31.755
21.				
22.				
23.				
24.				
25.				
26.				
27.				
28.				

31. 49 "M.D.K" BEL Ford Fiesta				
Lap	Laptime	Sector 1	Sector 2	Time of day
1.	00:47.246	00.0	00.0	10:35:45.730
2.	00:53.661	00.0	00.0	10:36:39.391
21.				
22.				
23.				
24.				
25.				
26.				
27.				
28.				

DNS 80 Andreas STEFFEN DEU Ford Fiesta				
21.				
22.				
23.				
24.				
25.				
26.				
27.				
28.				

These results are provisional until the conclusion of any judicial and technical inquiries.

Lånke Circuit (1019/1110m)

Published at...	Clerk of the Course	Timekeeper	
	Tony Lund TJELLE	Péter MAJOSHÁZI	



Supercar Euro

SCE - 06

Result of Q 1

Modified

Pos.	No.	Driver Competitor/Entrant	Nat./Car	Total Tm Laps/Jok/Race	Gap Penalty	Lap0	Lap1 S1   S2	Lap2 S1   S2	Lap3 S1   S2	Lap4 S1   S2	Pts.
1	47	Tamás-Pál KISS Speedbox Racing Team Kft.	HUN Peugeot 208	3:01.884 4/1 R2	-		0:52.211 27.9   24.2	0:43.248 19.0   24.1	0:42.757 18.6   24.0	0:43.668 19.1   24.5	50
2	24	Tommy RUSTAD Albatec - HTB Racing	NOR Peugeot 208	3:02.717 4/1 R5	0:00.833 -		0:46.975 23.0   23.9	0:44.892 18.6   26.2	0:42.912 18.5   24.3	0:47.938 22.9   24.9	45
3	92	Anton MARKLUND Marklund Motorsport	SWE Volkswagen Polo	3:03.353 4/1 R4	0:01.469 -		0:47.996 23.6   24.3	0:43.254 18.9   24.2	0:44.757 20.0   24.6	0:47.346 22.9   24.4	42
4	74	Jérôme GROSSET-JANIN Jérôme Grosset-Janin	FRA Citroën DS3	3:04.537 4/1 R7	0:02.653 -		0:48.659 24.1   24.5	0:43.748 18.8   24.9	0:43.574 19.1   24.4	0:48.556 23.3   25.2	40
5	53	Alexander HVAAL Alexander Hvaal	NOR Volkswagen Polo	3:04.618 4/1 R5	0:02.734 -		0:51.516 26.8   24.6	0:43.896 19.3   24.5	0:45.087 20.3   24.7	0:44.119 19.4   24.6	39
6	91	Ola FRÖSHAUG Team JC Race Teknik	NOR Ford Fiesta	3:06.274 4/1 R1	0:04.390 -		0:52.882 27.8   25.0	0:43.983 19.5   24.3	0:44.075 19.3   24.6	0:45.334 19.7   25.6	38
7	8	Peter HEDSTRÖM Peter Hedström	SWE Volkswagen Polo	3:06.371 4/1 R2	0:04.487 -		0:48.053 23.5   24.5	0:44.001 19.2   24.7	0:44.777 19.6   25.1	0:49.540 24.1   25.3	37
8	14	Jere KALLIOKOSKI Albatec Racing Ltd	FIN Peugeot 208	3:06.898 4/1 R2	0:05.014 -		0:48.982 24.0   24.9	0:48.450 24.0   24.4	0:43.842 19.2   24.5	0:45.624 19.9   25.6	36
9	62	Firmin CADEDDU Firmin Cadeddu	FRA Citroën C4	3:07.458 4/1 R1	0:05.574 -		0:54.160 29.1   24.9	0:44.576 19.6   24.9	0:44.564 19.3   25.1	0:44.158 19.7   24.4	35
10	54	Mats ÖHMAN Mats Ohman	SWE Ford Fiesta	3:07.467 4/1 R6	0:05.583 -		0:48.580 23.8   24.7	0:44.449 19.6   24.7	0:48.915 23.9   24.9	0:45.523 19.6   25.9	34
11	111	Derek TOHILL Derek Tohill	IRL Ford Fiesta	3:07.930 4/1 R4	0:06.046 -		0:52.800 27.3   25.4	0:45.400 19.7   25.6	0:44.917 19.6   25.2	0:44.813 19.5   25.2	33
12	70	Knut-Ove BORSETH Knut-Ove Borseth	NOR Ford Focus	3:08.166 4/1 R3	0:06.282 -		0:48.042 23.1   24.8	0:44.692 19.4   25.2	0:45.406 19.6   25.7	0:50.026 24.4   25.6	32
13	77	René MUENNICH ALL-INKL.COM Muennich Motorsport	DEU Citroën DS3	3:08.268 4/1 R7	0:06.384 -		0:52.154 27.4   24.7	0:44.653 19.6   25.0	0:45.847 19.4   26.3	0:45.614 20.0   25.6	31
14	73	Henning SOLBERG Eklund Motorsport	NOR Volkswagen Beetle	3:10.113 4/1 R4	0:08.229 -		0:49.786 24.0   25.6	0:44.338 19.2   25.1	0:46.280 20.5   25.7	0:49.709 23.9   25.7	30
15	22	Andréa DUBOURG DA Racing	FRA Citroën DS3	3:10.273 4/1 R1	0:08.389 -		0:49.475 23.8   25.5	0:44.808 19.3   25.4	0:45.464 19.6   25.8	0:50.526 23.6   26.8	29
16	19	Magda ANDERSSON Marklund Motorsport	SWE Volkswagen Polo	3:10.899 4/1 R6	0:09.015 -		0:50.964 24.2   26.6	0:49.334 24.1   25.2	0:45.006 19.4   25.5	0:45.595 19.8   25.7	28
17	12	Riku TAHKO #Minisuomi	FIN BMW Mini	3:11.085 4/1 R3	0:09.201 -		0:49.288 23.9   25.3	0:50.051 24.7   25.3	0:45.303 20.2   25.0	0:46.443 20.2   26.2	27
18	69	Martin KACZMARSKI Martin Kaczmarek	POL Ford Fiesta	3:11.680 4/1 R5	0:09.796 -		0:48.894 23.4   25.4	0:45.395 19.8   25.5	0:47.836 21.9   25.9	0:49.555 23.9   25.6	26
19	32	Tore KRISTOFFERSEN Tore Kristoffersen	NOR Citroën DS3	3:11.903 4/1 R7	0:10.019 -		0:54.374 29.2   25.0	0:45.272 19.9   25.2	0:45.294 19.5   25.7	0:46.963 20.5   26.3	25
20	63	Joachim HVAAL Joachim Hvaal	NOR Ford Fiesta	3:12.202 4/1 R5	0:10.318 -		0:54.783 29.7   25.0	0:46.301 20.9   25.3	0:44.851 19.8   25.0	0:46.267 20.5   25.6	24
21	4	Robin LARSSON Robin Larsson	SWE Audi A1	3:13.002 4/1 R6	0:11.118 0:05.000		0:49.514 23.9   25.6	0:44.368 19.6   24.7	0:49.151 23.8   25.3	0:44.969 19.7   25.1	23
22	90	Thomas BRYNTESSON Team JC Race Teknik	NOR Ford Fiesta	3:13.312 4/1 R3	0:11.428 -		0:50.483 24.7   25.7	0:44.928 19.9   24.9	0:51.125 24.5   26.6	0:46.776 20.7   26.0	22
23	49	"M.D.K" M.D.K	BEL Ford Fiesta	3:14.675 4/1 R2	0:12.791 -		0:53.873 28.5   25.3	0:46.092 20.4   25.6	0:47.560 20.4   27.0	0:47.150 20.5   26.5	21
24	102	Tamás KÁRAI Kárai Motorsport Sportegyesület	HUN Audi A1	3:16.302 4/2 R6	0:14.418 -		0:52.700 27.5   25.1	0:47.015 21.3   25.6	0:50.286 25.5   24.7	0:46.301 20.6   25.6	20
25	16	Tom-Daniel TÅNEVIK Tom Daniel Tånevik	NOR Volvo C30	3:16.345 4/1 R3	0:14.461 -		0:52.982 27.8   25.1	0:45.717 20.5   25.1	0:51.378 21.1   30.1	0:46.268 20.2   26.0	19

These results are provisional until the conclusion of any judicial and technical inquiries.

Lånke Circuit (1019/1110m)

Published at...	Clerk of the Course Tony Lund TJELLE		Timekeeper Péter MAJOSHÁZI		
-----------------	---	--	-------------------------------	--	--

Printed: 6/10/2017 12:51:49 PM

Page 1 of 2

Supercar Euro

SCE - 06

Result of Q 1

Pos.	No.	Driver Competitor/Entrant	Nat./Car	Total Tm Laps/Jok/Race	Gap Penalty	Lap0	Lap1 S1   S2	Lap2 S1   S2	Lap3 S1   S2	Lap4 S1   S2	Pts.
26	95	Andri ÕUN Reinsalu Sport	EST Ford Fiesta	3:18.836 4/1 R3	0:16.952 -		0:55.623 29.6   25.9	0:47.852 20.4   27.3	0:48.239 21.3   26.8	0:47.122 20.7   26.3	18
27	80	Andreas STEFFEN Andreas Steffen	DEU Ford Fiesta	3:19.172 4/1 R4	0:17.288 -		0:51.571 25.0   26.4	0:46.217 20.6   25.5	0:54.949 29.5   25.4	0:46.435 20.4   25.9	17
28	55	Paulius PLESKOVAS Baltijos Sportas Klaipedos m. TSK	LTU Ford Fiesta	3:21.814 4/1 R4	0:19.930 -		0:57.006 30.6   26.3	0:48.526 21.2   27.2	0:47.998 20.8   27.1	0:48.284 21.1   27.1	16
29	2	Oliver O'DONOVAN Oliver O'Donovan	IRL Ford Fiesta	3:21.885 4/2 R7	0:20.001 -		0:49.812 24.3   25.4	0:52.767 27.5   25.1	0:51.431 23.6   27.8	0:47.875 20.3   27.5	15
30	23	Mart TIKKERBÄR Tikkri Motorsport	EST Ford Fiesta	3:24.775 4/2 R7	0:22.891 -		0:55.958 29.8   26.0	0:49.112 20.8   28.2	0:52.513 25.7   26.8	0:47.192 21.0   26.0	14
DNF	38	Mandie AUGUST ALL-INKL.COM Muennich Motorsport	DEU Audi S3	- 3/1 R5	+1 LAP -		1:03.957 37.3   26.5	0:46.297 20.6   25.6	1:02.586 21.0   41.5		11
DNS	30	Ole-Kristian TEMTE Ole Kristian Temte	NOR Citroën C4	- 0/0 R6	- -						0

#2, #23, #102 - False start

#4 +5 sec. penalty Stw. Dec. No.4, #12 - Reprimand Stw. Dec. No.3

These results are provisional until the conclusion of any judicial and technical inquires.

Lånke Circuit (1019/1110m)

Published at...	Clerk of the Course Tony Lund TJELLE		Timekeeper Péter MAJOSHÁZI		
-----------------	---	--	-------------------------------	--	--

Printed: 6/10/2017 12:51:49 PM

Page 2 of 2

Supercar Euro

SCE - 07

Provisional Grid Sheet for Q 2 (Right Pole)

P5	P4	P3	P2	POLE			
<b>Race 1</b>							
		30	38	23	<b>R1</b>	23	Mart TIKKERBÄR EST
						38	Mandie AUGUST DEU
						30	Ole-Kristian TEMTE NOR
<b>Race 2</b>							
	2	55	80	95	<b>R2</b>	95	Andri ÖUN EST
						80	Andreas STEFFEN DEU
						55	Paulius PLESKOVAS LTU
						2	Oliver O'DONOVAN IRL
<b>Race 3</b>							
16	102	49	90	4	<b>R3</b>	4	Robin LARSSON SWE
						90	Thomas BRYNTESSON NOR
						49	"M.D.K" BEL
						102	Tamás KÁRAI HUN
						16	Tom-Daniel TÅNEVIK NOR
<b>Race 4</b>							
63	32	69	12	19	<b>R4</b>	19	Magda ANDERSSON SWE
						12	Riku TAHKO FIN
						69	Martin KACZMARSKI POL
						32	Tore KRISTOFFERSEN NOR
						63	Joachim HVAAL NOR
<b>Race 5</b>							
22	73	77	70	111	<b>R5</b>	111	Derek TOHILL IRL
						70	Knut-Ove BORSETH NOR
						77	René MUENNICH DEU
						73	Henning SOLBERG NOR
						22	Andréa DUBOURG FRA
<b>Race 6</b>							
54	62	14	8	91	<b>R6</b>	91	Ola FRÖSHAUG NOR
						8	Peter HEDSTRÖM SWE
						14	Jere KALLIOKOSKI FIN
						62	Firmin CAEDDU FRA
						54	Mats ÖHMAN SWE
<b>Race 7</b>							
53	74	92	24	47	<b>R7</b>	47	Tamás-Pál KISS HUN
						24	Tommy RUSTAD NOR
						92	Anton MARKLUND SWE
						74	Jérôme GROSSET-JANIN FRA
						53	Alexander HVAAL NOR

These results are provisional until the conclusion of any judicial and technical inquiries.

Lånke Circuit (1019/1110m)

Published at...	Clerk of the Course Tony Lund TJELLE	Timekeeper Péter MAJOSHÁZI	
-----------------	---	-------------------------------	--

Printed: 6/10/2017 12:56:50 PM

Page 1 of 1

Supercar Euro

SCE - 07

Result of Q 2

Pos.	No.	Driver Competitor/Entrant	Nat./Car	Total Tm Laps/Jok/Race	Gap Penalty	Lap0	Lap1 S1   S2	Lap2 S1   S2	Lap3 S1   S2	Lap4 S1   S2	Pts.
1	4	Robin LARSSON Robin Larsson	SWE Audi A1	3:04.545 4/1 R3	-		0:47.828 23.0   24.7	0:44.135 19.2   24.8	0:44.357 19.1   25.2	<u>0:48.225</u> 22.5   25.6	50
2	90	Thomas BRYNTESSON Team JC Race Teknik	NOR Ford Fiesta	3:10.339 4/1 R3	0:05.794 -		0:49.683 23.9   25.7	0:44.971 19.4   25.5	<u>0:49.540</u> 23.1   26.4	0:46.145 19.8   26.2	45
3	38	Mandie AUGUST ALL-INKL.COM Muennich Motorsport	DEU Audi S3	3:11.173 4/1 R1	0:06.628 -		<u>0:53.908</u> 28.4   25.4	0:45.566 19.6   25.8	0:46.225 20.7   25.4	0:45.474 19.6   25.7	42
4	24	Tommy RUSTAD Albatec - HTB Racing	NOR Peugeot 208	3:11.593 4/1 R7	0:07.048 -		0:50.199 23.9   26.2	0:45.805 19.7   26.1	0:45.898 19.7   26.1	<u>0:49.691</u> 23.4   26.2	40
5	2	Oliver O'DONOVAN Oliver O'Donovan	IRL Ford Fiesta	3:12.443 4/1 R2	0:07.898 -		0:49.549 23.7   25.8	0:46.515 20.9   25.5	<u>0:50.739</u> 24.0   26.7	0:45.640 19.2   26.4	39
6	111	Derek TOHILL Derek Tohill	IRL Ford Fiesta	3:12.960 4/1 R5	0:08.415 -		0:49.778 23.7   26.0	0:46.252 20.1   26.1	0:46.430 19.8   26.5	<u>0:50.500</u> 23.7   26.7	38
7	12	Riku TAHKO #Minisuomi	FIN BMW Mini	3:13.243 4/1 R4	0:08.698 -		<u>0:53.639</u> 27.6   26.0	0:45.927 19.8   26.0	0:46.641 20.1   26.4	0:47.036 20.5   26.5	37
8	92	Anton MARKLUND Marklund Motorsport	SWE Volkswagen Polo	3:14.203 4/1 R7	0:09.658 -		<u>0:53.710</u> 27.3   26.3	0:46.652 20.1   26.5	0:46.561 20.1   26.4	0:47.280 20.6   26.6	36
9	8	Peter HEDSTRÖM Peter Hedström	SWE Volkswagen Polo	3:14.457 4/1 R6	0:09.912 -		<u>0:53.834</u> 27.2   26.5	0:46.472 20.0   26.4	0:47.006 20.1   26.8	0:47.145 20.2   26.8	35
10	73	Henning SOLBERG Eklund Motorsport	NOR Volkswagen Beetle	3:15.609 4/1 R5	0:11.064 -		<u>0:55.036</u> 27.8   27.1	0:45.800 19.8   25.9	0:46.847 20.0   26.7	0:47.926 20.4   27.5	34
11	63	Joachim HVAAL Joachim Hvaal	NOR Ford Fiesta	3:15.640 4/1 R4	0:11.095 -		<u>0:54.444</u> 27.9   26.4	0:46.864 20.3   26.5	0:47.409 20.5   26.8	0:46.923 20.3   26.6	33
12	80	Andreas STEFFEN Andreas Steffen	DEU Ford Fiesta	3:15.999 4/1 R2	0:11.454 -		<u>0:55.973</u> 29.5   26.3	0:46.107 20.0   26.0	0:46.333 20.0   26.2	0:47.586 21.1   26.4	32
13	53	Alexander HVAAL Alexander Hvaal	NOR Volkswagen Polo	3:16.384 4/1 R7	0:11.839 -		0:51.066 24.4   26.5	0:47.415 20.4   26.9	0:46.892 20.1   26.7	<u>0:51.011</u> 24.0   26.9	31
14	16	Tom-Daniel TÅNEVIK Tom Daniel Tånevik	NOR Volvo C30	3:16.648 4/1 R3	0:12.103 -		<u>0:55.297</u> 29.3   25.9	0:47.171 20.5   26.6	0:47.956 21.4   26.4	0:46.224 20.2   25.9	30
15	70	Knut-Ove BORSETH Knut-Ove Borseth	NOR Ford Focus	3:16.732 4/1 R5	0:12.187 -		0:50.735 24.4   26.3	0:46.870 20.5   26.3	<u>0:51.520</u> 24.3   27.1	0:47.607 20.3   27.2	29
16	95	Andri ÖUN Reinsalu Sport	EST Ford Fiesta	3:16.775 4/1 R2	0:12.230 -		0:50.690 23.9   26.7	0:47.132 20.7   26.4	0:47.006 20.3   26.6	<u>0:51.947</u> 24.7   27.1	28
17	91	Ola FRÖSHAUG Team JC Race Teknik	NOR Ford Fiesta	3:17.290 4/1 R6	0:12.745 -		0:50.354 23.9   26.3	0:47.175 20.3   26.7	0:48.241 20.2   27.9	<u>0:51.520</u> 24.1   27.3	27
18	74	Jérôme GROSSET-JANIN Jérôme Grosset-Janin	FRA Citroën DS3	3:17.455 4/1 R7	0:12.910 -		<u>0:54.842</u> 27.9   26.8	0:47.559 20.5   27.0	0:46.996 20.1   26.8	0:48.058 20.4   27.5	26
19	102	Tamás KÁRAI Kárai Motorsport Sportegyesület	HUN Audi A1	3:17.457 4/1 R3	0:12.912 -		<u>0:56.216</u> 29.9   26.2	0:47.223 20.4   26.8	0:47.496 21.1   26.3	0:46.522 20.3   26.1	25
20	14	Jere KALLIOKOSKI Albatec Racing Ltd	FIN Peugeot 208	3:17.947 4/1 R6	0:13.402 -		0:51.364 24.3   27.0	0:47.237 20.2   26.9	<u>0:50.618</u> 24.0   26.5	0:48.728 20.8   27.8	24
21	47	Tamás-Pál KISS Speedbox Racing Team Kft.	HUN Peugeot 208	3:18.338 4/1 R7	0:13.793 -		0:51.866 24.7   27.1	<u>0:51.805</u> 24.2   27.5	0:46.513 19.7   26.7	0:48.154 20.4   27.6	23
22	55	Paulius PLESKOVAS Baltijos Sportas Klaipėdos m. TSK	LTU Ford Fiesta	3:18.513 4/1 R2	0:13.968 -		<u>0:54.635</u> 28.2   26.4	0:47.765 20.5   27.1	0:47.309 20.3   26.9	0:48.804 21.8   27.2	22
23	62	Firmin CAEDDU Firmin Cadeddu	FRA Citroën C4	3:18.543 4/1 R6	0:13.998 -		<u>0:55.595</u> 28.7   26.8	0:47.157 20.7   26.4	0:48.057 20.7   27.3	0:47.734 21.0   26.6	21
24	32	Tore KRISTOFFERSEN Tore Kristoffersen	NOR Citroën DS3	3:18.779 4/1 R4	0:14.234 -		<u>0:55.495</u> 29.0   26.4	0:46.900 19.9   26.9	0:48.315 20.7   27.5	0:48.069 20.9   27.0	20
25	22	Andréa DUBOURG DA Racing	FRA Citroën DS3	3:18.787 4/1 R5	0:14.242 -		0:51.614 24.7   26.9	<u>0:51.983</u> 24.5   27.4	0:47.830 20.2   27.5	0:47.360 20.3   27.0	19

These results are provisional until the conclusion of any judicial and technical inquiries.

Lånke Circuit (1019/1110m)

Published at...	Clerk of the Course Tony Lund TJELLE		Timekeeper Péter MAJOSHÁZI		
-----------------	---	--	-------------------------------	--	--

Printed: 6/10/2017 3:04:38 PM

Page 1 of 2

Supercar Euro

SCE - 07

Result of Q 2

Pos.	No.	Driver Competitor/Entrant	Nat./Car	Total Tm Laps/Jok/Race	Gap Penalty	Lap0	Lap1 S1   S2	Lap2 S1   S2	Lap3 S1   S2	Lap4 S1   S2	Pts.
26	19	Magda ANDERSSON Marklund Motorsport	SWE Volkswagen Polo	<b>3:19.113</b> 4/1 R4	0:14.568 -		0:50.403 23.7   26.6	0:46.710 19.9   26.7	0:50.402 20.3   30.0	<u>0:51.598</u> 24.3   27.2	18
27	77	René MUENNICH ALL-INKL.COM Muennich Motorsport	DEU Citroën DS3	<b>3:19.117</b> 4/2 R5	0:14.572 -		0:53.401 26.9   26.4	<u>0:50.853</u> 24.0   26.7	0:47.849 21.0   26.7	0:47.014 20.1   26.8	17
28	23	Mart TIKKERBÄR Tikkri Motorsport	EST Ford Fiesta	<b>3:19.624</b> 4/1 R1	0:15.079 -		0:51.102 24.2   26.8	0:47.608 20.4   27.1	<u>0:51.772</u> 24.0   27.7	0:49.142 20.9   28.1	16
29	54	Mats ÖHMAN Mats Öhman	SWE Ford Fiesta	<b>3:20.759</b> 4/1 R6	0:16.214 -		<u>0:54.221</u> 27.5   26.6	0:48.000 20.1   27.8	0:48.396 20.7   27.6	0:50.142 21.9   28.1	15
30	30	Ole-Kristian TEMTE Ole Kristian Temte	NOR Citroën C4	<b>3:20.993</b> 4/1 R1	0:16.448 -		<u>0:55.741</u> 29.1   26.6	0:51.265 24.0   27.2	0:47.376 20.3   26.9	0:46.611 20.1   26.4	14
31	69	Martin KACZMARSKI Martin Kaczmarek	POL Ford Fiesta	<b>3:21.145</b> 4/1 R4	0:16.600 -		<u>0:57.312</u> 28.7   28.5	0:47.147 20.2   26.9	0:47.204 20.5   26.6	0:49.482 21.6   27.8	13
DNF	49	"M.D.K" M.D.K	BEL Ford Fiesta	- 3/1 R3	+1 LAP -		<u>0:54.145</u> 27.7   26.3	0:48.407 21.0   27.3	0:54.577 27.8   26.7		11

#77 - False start

These results are provisional until the conclusion of any judicial and technical inquires.

Lånke Circuit (1019/1110m)

Published at...	Clerk of the Course Tony Lund TJELLE	Timekeeper Péter MAJOSHÁZI	
-----------------	---	-------------------------------	--

Printed: 6/10/2017 3:04:38 PM

Page 2 of 2

Supercar Euro

SCE - 08

Result after Q 2

Pos.	No.	Driver Competitor/Entrant	Nat. Car Ch.	Q1	Q2	Q3	Q4	Q Sum	Int. Pt.	SF1	SF2	Final	Ch. Pt.	Ch Sum
1	24	Tommy RUSTAD Albatec - HTB Racing	NOR Peugeot 208	45 (2.) 3:02.717	40 (4.) 3:11.593			85						
2	92	Anton MARKLUND Marklund Motorsport	SWE Volkswagen Polo	42 (3.) 3:03.353	36 (8.) 3:14.203			78						
3	4	Robin LARSSON Robin Larsson	SWE Audi A1	23 (21.) 3:13.002	50 (1.) 3:04.545			73						
4	47	Tamás-Pál KISS Speedbox Racing Team Kft.	HUN Peugeot 208	50 (1.) 3:01.884	23 (21.) 3:18.338			73						
5	8	Peter HEDSTRÖM Peter Hedström	SWE Volkswagen Polo	37 (7.) 3:06.371	35 (9.) 3:14.457			72						
6	111	Derek TOHILL Derek Tohill	IRL Ford Fiesta	33 (11.) 3:07.930	38 (6.) 3:12.960			71						
7	53	Alexander HVAAL Alexander Hvaal	NOR Volkswagen Polo	39 (5.) 3:04.618	31 (13.) 3:16.384			70						
8	90	Thomas BRYNTESSON Team JC Race Teknik	NOR Ford Fiesta	22 (22.) 3:13.312	45 (2.) 3:10.339			67						
9	74	Jérôme GROSSET-JANIN Jérôme Grosset-Janin	FRA Citroën DS3	40 (4.) 3:04.537	26 (18.) 3:17.455			66						
10	91	Ola FRÖSHAUG Team JC Race Teknik	NOR Ford Fiesta	38 (6.) 3:06.274	27 (17.) 3:17.290			65						
11	12	Riku TAHKO #Minisuumi	FIN BMW Mini	27 (17.) 3:11.085	37 (7.) 3:13.243			64						
12	73	Henning SOLBERG Eklund Motorsport	NOR Volkswagen Beetle	30 (14.) 3:10.113	34 (10.) 3:15.609			64						
13	70	Knut-Ove BORSETH Knut-Ove Borseth	NOR Ford Focus	32 (12.) 3:08.166	29 (15.) 3:16.732			61						
14	14	Jere KALLIOKOSKI Albatec Racing Ltd	FIN Peugeot 208	36 (8.) 3:06.898	24 (20.) 3:17.947			60						
15	63	Joachim HVAAL Joachim Hvaal	NOR Ford Fiesta	24 (20.) 3:12.202	33 (11.) 3:15.640			57						
16	62	Firmin CADEDDU Firmin Cadeddu	FRA Citroën C4	35 (9.) 3:07.458	21 (23.) 3:18.543			56						
17	2	Oliver O'DONOVAN Oliver O'Donovan	IRL Ford Fiesta	15 (29.) 3:21.885	39 (5.) 3:12.443			54						
18	38	Mandie AUGUST ALL-INKL.COM Muennich Motorsport	DEU Audi S3	11 (31.) DNF	42 (3.) 3:11.173			53						
19	80	Andreas STEFFEN Andreas Steffen	DEU Ford Fiesta	17 (27.) 3:19.172	32 (12.) 3:15.999			49						
20	16	Tom-Daniel TÅNEVIK Tom Daniel Tånevik	NOR Volvo C30	19 (25.) 3:16.345	30 (14.) 3:16.648			49						
21	54	Mats ÖHMAN Mats Öhman	SWE Ford Fiesta	34 (10.) 3:07.467	15 (29.) 3:20.759			49						
22	22	Andréa DUBOURG DA Racing	FRA Citroën DS3	29 (15.) 3:10.273	19 (25.) 3:18.787			48						
23	77	René MUENNICH ALL-INKL.COM Muennich Motorsport	DEU Citroën DS3	31 (13.) 3:08.268	17 (27.) 3:19.117			48						
24	95	Andri ÕUN Reinsalu Sport	EST Ford Fiesta	18 (26.) 3:18.836	28 (16.) 3:16.775			46						
25	19	Magda ANDERSSON Marklund Motorsport	SWE Volkswagen Polo	28 (16.) 3:10.899	18 (26.) 3:19.113			46						
26	102	Tamás KÁRAI Kárai Motorsport Sportegyesület	HUN Audi A1	20 (24.) 3:16.302	25 (19.) 3:17.457			45						

These results are provisional until the conclusion of any judicial and technical inquiries.

Lånke Circuit (1019/1110m)

Published at...	Clerk of the Course Tony Lund TJELLE		Timekeeper Péter MAJOSHÁZI		
-----------------	---	--	-------------------------------	--	--

Printed: 6/10/2017 3:05:40 PM

Page 1 of 2

Supercar Euro

SCE - 08

Result after Q 2

Pos.	No.	Driver Competitor/Entrant	Nat. Car Ch.	Q1	Q2	Q3	Q4	Q Sum	Int. Pt.	SF1	SF2	Final	Ch. Pt.	Ch Sum
27	32	Tore KRISTOFFERSEN Tore Kristoffersen	NOR Citroën DS3	25 (19.) 3:11.903	20 (24.) 3:18.779			45						
28	69	Martin KACZMARSKI Martin Kaczmarski	POL Ford Fiesta	26 (18.) 3:11.680	13 (31.) 3:21.145			39						
29	55	Paulius PLESKOVAS Baltijos Sportas Klaipedos m. TSK	LTU Ford Fiesta	16 (28.) 3:21.814	22 (22.) 3:18.513			38						
30	49	"M.D.K" M.D.K	BEL Ford Fiesta	21 (23.) 3:14.675	11 (32.) DNF			32						
31	23	Mart TIKKERBÄR Tikkri Motorsport	EST Ford Fiesta	14 (30.) 3:24.775	16 (28.) 3:19.624			30						
32	30	Ole-Kristian TEMTE Ole Kristian Temte	NOR Citroën C4	0 (32.) DNS	14 (30.) 3:20.993			14						

32 drivers

These results are provisional until the conclusion of any judicial and technical inquiries.

Lånke Circuit (1019/1110m)

Published at...	Clerk of the Course Tony Lund TJELLE	Timekeeper Péter MAJOSHÁZI	
-----------------	---	-------------------------------	--

Printed: 6/10/2017 3:05:40 PM

Page 2 of 2

Supercar Euro

SCE - 10

Warm-up

Ranking

Pos.	No.	Driver	Competitor/Entrant	Nat.	Car	Best lap	Diff	Laps
1	77	René MUENNICH	ALL-INKL.COM Muennich Motorsport	DEU	Citroën DS3	0:42.752		1
2	47	Tamás-Pál KISS	Speedbox Racing Team Kft.	HUN	Peugeot 208	0:42.955	0:00.203	1
3	54	Mats ÖHMAN	Mats Öhman	SWE	Ford Fiesta	0:43.013	0:00.261	1
4	74	Jérôme GROSSET-JANIN	Jérôme Grosset-Janin	FRA	Citröen DS3	0:43.022	0:00.270	1
5	12	Riku TAHKO	#Minisuomi	FIN	BMW Mini	0:43.283	0:00.531	1
6	92	Anton MARKLUND	Marklund Motorsport	SWE	Volkswagen Polo	0:43.338	0:00.586	1
7	4	Robin LARSSON	Robin Larsson	SWE	Audi A1	0:43.345	0:00.593	1
8	73	Henning SOLBERG	Eklund Motorsport	NOR	Volkswagen Beetle	0:43.416	0:00.664	1
9	19	Magda ANDERSSON	Marklund Motorsport	SWE	Volkswagen Polo	0:43.451	0:00.699	1
10	53	Alexander HVAAL	Alexander Hvaal	NOR	Volkswagen Polo	0:43.471	0:00.719	1
11	111	Derek TOHILL	Derek Tohill	IRL	Ford Fiesta	0:43.521	0:00.769	1
12	91	Ola FRÖSHAUG	Team JC Race Teknik	NOR	Ford Fiesta	0:43.530	0:00.778	1
13	62	Firmin CADEDDU	Firmin Cadeddu	FRA	Citröen C4	0:43.613	0:00.861	1
14	22	Andréa DUBOURG	DA Racing	FRA	Citröen DS3	0:43.810	0:01.058	1
15	8	Peter HEDSTRÖM	Peter Hedström	SWE	Volkswagen Polo	0:43.820	0:01.068	1
16	14	Jere KALLIOKOSKI	Albatec Racing Ltd	FIN	Peugeot 208	0:43.822	0:01.070	1
17	69	Martin KACZMARSKI	Martin Kaczmarek	POL	Ford Fiesta	0:43.829	0:01.077	1
18	32	Tore KRISTOFFERSEN	Tore Kristoffersen	NOR	Citröen DS3	0:43.902	0:01.150	1
19	102	Tamás KÁRAI	Kárai Motorsport Sportegyesület	HUN	Audi A1	0:44.048	0:01.296	1
20	63	Joachim HVAAL	Joachim Hvaal	NOR	Ford Fiesta	0:44.154	0:01.402	1
21	38	Mandie AUGUST	ALL-INKL.COM Muennich Motorsport	DEU	Audi S3	0:44.176	0:01.424	1
22	70	Knut-Ove BORSETH	Knut-Ove Borseth	NOR	Ford Focus	0:44.337	0:01.585	1
23	16	Tom-Daniel TÅNEVIK	Tom Daniel Tånevik	NOR	Volvo C30	0:44.507	0:01.755	1
24	80	Andreas STEFFEN	Andreas Steffen	DEU	Ford Fiesta	0:44.527	0:01.775	1
25	49	"M.D.K"	M.D.K	BEL	Ford Fiesta	0:44.742	0:01.990	1
26	55	Paulius PLESKOVAS	Baltijos Sportas Klaipėdos m. TSK	LTU	Ford Fiesta	0:44.782	0:02.030	1
27	30	Ole-Kristian TEMTE	Ole Kristian Temte	NOR	Citröen C4	0:44.860	0:02.108	1

These results are provisional until the conclusion of any judicial and technical inquiries.

Lånke Circuit (1019/1110m)

Published at...	Clerk of the Course Tony Lund TJELLE	Timekeeper Péter MAJOSHÁZI	
-----------------	---	-------------------------------	--

Printed: 6/11/2017 9:01:27 AM

Page 1 of 5



Supercar Euro

SCE - 10

Warm-up

Ranking

Pos.	No.	Driver	Competitor/Entrant	Nat.	Car	Best lap	Diff	Laps
28	90	Thomas BRYNTESSON	Team JC Race Teknik	NOR	Ford Fiesta	0:45.100	0:02.348	1
29	95	Andri ÖUN	Reinsalu Sport	EST	Ford Fiesta	0:45.472	0:02.720	1
30	2	Oliver O'DONOVAN	Oliver O'Donovan	IRL	Ford Fiesta	0:47.414	0:04.662	1
31	23	Mart TIKKERBÄR	Tikkri Motorsport	EST	Ford Fiesta	0:48.780	0:06.028	1
32	24	Tommy RUSTAD	Albatec - HTB Racing	NOR	Peugeot 208	0:54.414	0:11.662	1

Total:32 Drivers included DNS: 0 ,DNF: 0 , EXC: 0

These results are provisional until the conclusion of any judicial and technical inquiries.

Lånke Circuit (1019/1110m)

Published at...	Clerk of the Course Tony Lund TJELLE	Timekeeper Péter MAJOSHÁZI	
-----------------	---	-------------------------------	--

Printed: 6/11/2017 9:01:27 AM

Page 2 of 5

Supercar Euro

SCE - 10

Warm-up

Lap Times

<b>1.</b>	<b>77 René MUENNICH</b>	<b>DEU</b>	<b>Citroën DS3</b>	
Lap	Laptime	Sector 1	Sector 2	Time of day
1.	00:42.752	18.1	24.6	08:49:39.197
<b>2.</b>	<b>47 Tamás-Pál KISS</b>	<b>HUN</b>	<b>Peugeot 208</b>	
Lap	Laptime	Sector 1	Sector 2	Time of day
1.	00:42.955	17.8	25.0	08:49:22.769
<b>3.</b>	<b>54 Mats ÖHMAN</b>	<b>SWE</b>	<b>Ford Fiesta</b>	
Lap	Laptime	Sector 1	Sector 2	Time of day
1.	00:43.013	18.2	24.8	08:55:27.097
<b>4.</b>	<b>74 Jérôme GROSSET-JANIN</b>	<b>FRA</b>	<b>Citröen DS3</b>	
Lap	Laptime	Sector 1	Sector 2	Time of day
1.	00:43.022	18.2	24.8	08:55:21.842
<b>5.</b>	<b>12 Riku TAHKO</b>	<b>FIN</b>	<b>BMW Mini</b>	
Lap	Laptime	Sector 1	Sector 2	Time of day
1.	00:43.283	18.4	24.8	08:55:02.288
<b>6.</b>	<b>92 Anton MARKLUND</b>	<b>SWE</b>	<b>Volkswagen Polo</b>	
Lap	Laptime	Sector 1	Sector 2	Time of day
1.	00:43.338	18.7	24.6	08:49:33.965
<b>7.</b>	<b>4 Robin LARSSON</b>	<b>SWE</b>	<b>Audi A1</b>	
Lap	Laptime	Sector 1	Sector 2	Time of day
1.	00:43.345	18.2	25.0	08:49:18.623
<b>8.</b>	<b>73 Henning SOLBERG</b>	<b>NOR</b>	<b>Volkswagen Beetle</b>	
Lap	Laptime	Sector 1	Sector 2	Time of day
1.	00:43.416	18.4	24.9	08:57:46.043
<b>9.</b>	<b>19 Magda ANDERSSON</b>	<b>SWE</b>	<b>Volkswagen Polo</b>	
Lap	Laptime	Sector 1	Sector 2	Time of day
1.	00:43.451	18.5	24.9	08:57:52.465
<b>10.</b>	<b>53 Alexander HVAAL</b>	<b>NOR</b>	<b>Volkswagen Polo</b>	
Lap	Laptime	Sector 1	Sector 2	Time of day
1.	00:43.471	18.5	24.9	08:57:58.038
<b>11.</b>	<b>111 Derek TOHILL</b>	<b>IRL</b>	<b>Ford Fiesta</b>	
Lap	Laptime	Sector 1	Sector 2	Time of day
1.	00:43.521	18.4	25.0	08:57:40.580
<b>12.</b>	<b>91 Ola FRÖSHAUG</b>	<b>NOR</b>	<b>Ford Fiesta</b>	
Lap	Laptime	Sector 1	Sector 2	Time of day
1.	00:43.530	18.2	25.2	08:46:58.770
<b>13.</b>	<b>62 Firmin CAEDDU</b>	<b>FRA</b>	<b>Citröen C4</b>	
Lap	Laptime	Sector 1	Sector 2	Time of day
1.	00:43.613	18.2	25.3	08:52:13.398

These results are provisional until the conclusion of any judicial and technical inquiries.

Lånke Circuit (1019/1110m)

Published at...	Clerk of the Course Tony Lund TJELLE	Timekeeper Péter MAJOSHÁZI	
-----------------	---	-------------------------------	--

Printed: 6/11/2017 9:01:27 AM

Page 3 of 5

Supercar Euro

SCE - 10

Warm-up

<b>14.</b>	<b>22</b>	<b>Andréa DUBOURG</b>	<b>FRA</b>	<b>Citröen DS3</b>
Lap	Laptime	Sector 1	Sector 2	Time of day
1.	00:43.810	18.5	25.2	08:46:53.744
<b>15.</b>	<b>8</b>	<b>Peter HEDSTRÖM</b>	<b>SWE</b>	<b>Volkswagen Polo</b>
Lap	Laptime	Sector 1	Sector 2	Time of day
1.	00:43.820	18.4	25.3	08:52:35.555
<b>16.</b>	<b>14</b>	<b>Jere KALLIOKOSKI</b>	<b>FIN</b>	<b>Peugeot 208</b>
Lap	Laptime	Sector 1	Sector 2	Time of day
1.	00:43.822	18.5	25.2	08:46:46.174
<b>17.</b>	<b>69</b>	<b>Martin KACZMARSKI</b>	<b>POL</b>	<b>Ford Fiesta</b>
Lap	Laptime	Sector 1	Sector 2	Time of day
1.	00:43.829	18.5	25.2	08:49:57.944
<b>18.</b>	<b>32</b>	<b>Tore KRISTOFFERSEN</b>	<b>NOR</b>	<b>Citröen DS3</b>
Lap	Laptime	Sector 1	Sector 2	Time of day
1.	00:43.902	18.9	24.9	09:00:25.394
<b>19.</b>	<b>102</b>	<b>Tamás KÁRAI</b>	<b>HUN</b>	<b>Audi A1</b>
Lap	Laptime	Sector 1	Sector 2	Time of day
1.	00:44.048	18.6	25.3	08:47:07.219
<b>20.</b>	<b>63</b>	<b>Joachim HVAAL</b>	<b>NOR</b>	<b>Ford Fiesta</b>
Lap	Laptime	Sector 1	Sector 2	Time of day
1.	00:44.154	18.6	25.4	08:58:04.683
<b>21.</b>	<b>38</b>	<b>Mandie AUGUST</b>	<b>DEU</b>	<b>Audi S3</b>
Lap	Laptime	Sector 1	Sector 2	Time of day
1.	00:44.176	18.6	25.5	08:52:19.516
<b>22.</b>	<b>70</b>	<b>Knut-Ove BORSETH</b>	<b>NOR</b>	<b>Ford Focus</b>
Lap	Laptime	Sector 1	Sector 2	Time of day
1.	00:44.337	19.1	25.1	08:47:04.988
<b>23.</b>	<b>16</b>	<b>Tom-Daniel TÅNEVIK</b>	<b>NOR</b>	<b>Volvo C30</b>
Lap	Laptime	Sector 1	Sector 2	Time of day
1.	00:44.507	18.8	25.6	08:58:10.400
<b>24.</b>	<b>80</b>	<b>Andreas STEFFEN</b>	<b>DEU</b>	<b>Ford Fiesta</b>
Lap	Laptime	Sector 1	Sector 2	Time of day
1.	00:44.527	18.9	25.5	09:00:22.830
<b>25.</b>	<b>49</b>	<b>"M.D.K"</b>	<b>BEL</b>	<b>Ford Fiesta</b>
Lap	Laptime	Sector 1	Sector 2	Time of day
1.	00:44.742	19.1	25.5	08:55:10.361
<b>26.</b>	<b>55</b>	<b>Paulius PLESKOVAS</b>	<b>LTU</b>	<b>Ford Fiesta</b>
Lap	Laptime	Sector 1	Sector 2	Time of day
1.	00:44.782	19.0	25.7	08:52:28.348
<b>27.</b>	<b>30</b>	<b>Ole-Kristian TEMTE</b>	<b>NOR</b>	<b>Citröen C4</b>

These results are provisional until the conclusion of any judicial and technical inquiries.

Lånke Circuit (1019/1110m)

Published at...	Clerk of the Course Tony Lund TJELLE		Timekeeper Péter MAJOSHÁZI		
-----------------	---	--	-------------------------------	--	--

Printed: 6/11/2017 9:01:27 AM

Page 4 of 5

Supercar Euro

SCE - 10

Warm-up

Lap	Laptime	Sector 1	Sector 2	Time of day
1.	00:44.860	19.0	25.7	08:55:14.051
<b>28.</b>	<b>90 Thomas BRYNTESSON</b>	<b>NOR</b>	<b>Ford Fiesta</b>	
Lap	Laptime	Sector 1	Sector 2	Time of day
1.	00:45.100	18.4	26.6	08:54:57.529
<b>29.</b>	<b>95 Andri ÖUN</b>	<b>EST</b>	<b>Ford Fiesta</b>	
Lap	Laptime	Sector 1	Sector 2	Time of day
1.	00:45.472	19.0	26.3	08:52:44.652
<b>30.</b>	<b>2 Oliver O'DONOVAN</b>	<b>IRL</b>	<b>Ford Fiesta</b>	
Lap	Laptime	Sector 1	Sector 2	Time of day
1.	00:47.414	22.1	25.2	08:46:38.327
<b>31.</b>	<b>23 Mart TIKKERBÄR</b>	<b>EST</b>	<b>Ford Fiesta</b>	
Lap	Laptime	Sector 1	Sector 2	Time of day
1.	00:48.780	23.6	25.0	08:52:25.379
<b>32.</b>	<b>24 Tommy RUSTAD</b>	<b>NOR</b>	<b>Peugeot 208</b>	
Lap	Laptime	Sector 1	Sector 2	Time of day
1.	00:54.414	18.1	36.2	08:50:02.557

These results are provisional until the conclusion of any judicial and technical inquiries.

Lånke Circuit (1019/1110m)

Published at...	Clerk of the Course Tony Lund TJELLE	Timekeeper Péter MAJOSHÁZI	
-----------------	---	-------------------------------	--

Printed: 6/11/2017 9:01:27 AM

Page 5 of 5

Supercar Euro

SCE - 09

Provisional Grid Sheet for Q 3 (Right Pole)

P5	P4	P3	P2	POLE			
<b>Race 1</b>							
		49	69	30	<b>R1</b>	30	Ole-Kristian TEMTE NOR
						69	Martin KACZMARSKI POL
						49	"M.D.K" BEL
<b>Race 2</b>							
	54	23	77	19	<b>R2</b>	19	Magda ANDERSSON SWE
						77	René MUENNICH DEU
						23	Mart TIKKERBÄR EST
						54	Mats ÖHMAN SWE
<b>Race 3</b>							
22	32	62	55	47	<b>R3</b>	47	Tamás-Pál KISS HUN
						55	Paulius PLESKOVAS LTU
						62	Firmin CADEDDU FRA
						32	Tore KRISTOFFERSEN NOR
						22	Andréa DUBOURG FRA
<b>Race 4</b>							
14	102	74	91	95	<b>R4</b>	95	Andri ÖUN EST
						91	Ola FRÖSHAUG NOR
						74	Jérôme GROSSET-JANIN FRA
						102	Tamás KÁRAI HUN
						14	Jere KALLIOKOSKI FIN
<b>Race 5</b>							
70	16	53	80	63	<b>R5</b>	63	Joachim HVAAL NOR
						80	Andreas STEFFEN DEU
						53	Alexander HVAAL NOR
						16	Tom-Daniel TÅNEVIK NOR
						70	Knut-Ove BORSETH NOR
<b>Race 6</b>							
73	8	92	12	111	<b>R6</b>	111	Derek TOHILL IRL
						12	Riku TAHKO FIN
						92	Anton MARKLUND SWE
						8	Peter HEDSTRÖM SWE
						73	Henning SOLBERG NOR
<b>Race 7</b>							
2	24	38	90	4	<b>R7</b>	4	Robin LARSSON SWE
						90	Thomas BRYNTESSON NOR
						38	Mandie AUGUST DEU
						24	Tommy RUSTAD NOR
						2	Oliver O'DONOVAN IRL

These results are provisional until the conclusion of any judicial and technical inquiries.

Lånke Circuit (1019/1110m)

Published at...	Clerk of the Course Tony Lund TJELLE	Timekeeper Péter MAJOSHÁZI	
-----------------	---	-------------------------------	--

Printed: 6/11/2017 8:13:15 AM

Page 1 of 1

Supercar Euro

SCE - 11

Result of Q 3

Pos.	No.	Driver Competitor/Entrant	Nat./Car	Total Tm Laps/Jok/Race	Gap Penalty	Lap0	Lap1 S1   S2	Lap2 S1   S2	Lap3 S1   S2	Lap4 S1   S2	Pts.
1	92	Anton MARKLUND Marklund Motorsport	SWE Volkswagen Polo	2:44.831 4/1 R6	-		0:42.785 20.7   22.0	0:39.243 17.2   22.0	0:39.414 17.2   22.1	0:43.389 21.0   22.3	50
2	24	Tommy RUSTAD Albatec - HTB Racing	NOR Peugeot 208	2:45.450 4/1 R7	0:00.619 -		0:46.194 24.1   22.0	0:39.556 17.3   22.1	0:39.944 17.5   22.4	0:39.756 17.5   22.2	45
3	4	Robin LARSSON Robin Larsson	SWE Audi A1	2:46.016 4/1 R7	0:01.185 -		0:42.917 20.8   22.0	0:39.697 17.4   22.2	0:39.828 17.4   22.3	0:43.574 21.2   22.3	42
4	47	Tamás-Pál KISS Speedbox Racing Team Kft.	HUN Peugeot 208	2:46.595 4/1 R3	0:01.764 -		0:43.205 20.7   22.4	0:39.672 17.3   22.2	0:39.700 17.3   22.3	0:44.018 21.4   22.5	40
5	90	Thomas BRYNTESSON Team JC Race Teknik	NOR Ford Fiesta	2:46.669 4/1 R7	0:01.838 -		0:43.287 21.2   22.0	0:39.912 17.6   22.2	0:43.540 21.5   21.9	0:39.930 17.4   22.4	39
6	8	Peter HEDSTRÖM Peter Hedström	SWE Volkswagen Polo	2:47.246 4/1 R6	0:02.415 -		0:46.402 24.3   22.0	0:40.141 17.6   22.5	0:40.725 17.9   22.7	0:39.978 17.6   22.3	38
7	2	Oliver O'DONOVAN Oliver O'Donovan	IRL Ford Fiesta	2:48.774 4/1 R7	0:03.943 -		0:47.910 25.1   22.7	0:40.488 17.8   22.6	0:40.326 17.6   22.6	0:40.050 17.4   22.5	37
8	53	Alexander HVAAL Alexander Hvaal	NOR Volkswagen Polo	2:49.008 4/1 R5	0:04.177 -		0:43.558 21.0   22.5	0:40.754 17.8   22.9	0:40.300 17.9   22.3	0:44.396 21.5   22.8	36
9	74	Jérôme GROSSET-JANIN Jérôme Grosset-Janin	FRA Citroën DS3	2:49.339 4/1 R4	0:04.508 -		0:43.696 20.8   22.8	0:40.577 17.6   22.9	0:44.067 21.3   22.6	0:40.999 18.1   22.8	35
10	22	Andréa DUBOURG DA Racing	FRA Citroën DS3	2:49.386 4/1 R3	0:04.555 -		0:47.430 24.7   22.7	0:40.594 17.7   22.8	0:40.769 17.8   22.9	0:40.593 17.7   22.8	34
11	19	Magda ANDERSSON Marklund Motorsport	SWE Volkswagen Polo	2:50.180 4/1 R2	0:05.349 -		0:43.815 21.0   22.7	0:40.668 17.6   23.0	0:44.240 21.4   22.7	0:41.457 18.1   23.3	33
12	70	Knut-Ove BORSETH Knut-Ove Borseth	NOR Ford Focus	2:50.268 4/1 R5	0:05.437 -		0:48.036 25.2   22.7	0:40.489 17.6   22.7	0:40.809 17.9   22.8	0:40.934 17.9   23.0	32
13	91	Ola FRÖSHAUG Team JC Race Teknik	NOR Ford Fiesta	2:50.538 4/1 R4	0:05.707 -		0:44.306 21.6   22.6	0:44.738 22.0   22.6	0:40.901 17.7   23.1	0:40.593 17.8   22.7	31
14	77	René MUENNICH ALL-INKL.COM Muennich Motorsport	DEU Citroën DS3	2:50.591 4/1 R2	0:05.760 -		0:44.240 21.4   22.8	0:44.219 21.8   22.3	0:41.031 18.0   22.9	0:41.101 17.7   23.3	30
15	63	Joachim HVAAL Joachim Hvaal	NOR Ford Fiesta	2:51.104 4/1 R5	0:06.273 -		0:44.680 21.6   23.0	0:40.780 17.8   22.9	0:40.819 17.8   22.9	0:44.825 21.8   22.9	29
16	73	Henning SOLBERG Eklund Motorsport	NOR Volkswagen Beetle	2:51.269 4/1 R6	0:06.438 -		0:48.230 25.3   22.9	0:40.813 17.9   22.8	0:41.183 18.0   23.1	0:41.043 18.0   22.9	28
17	14	Jere KALLIOKOSKI Albatec Racing Ltd	FIN Peugeot 208	2:51.284 4/1 R4	0:06.453 -		0:48.701 25.3   23.3	0:41.167 18.2   22.9	0:40.735 18.1   22.5	0:40.681 18.0   22.6	27
18	62	Firmin CADEDDU Firmin Cadeddu	FRA Citroën C4	2:51.499 4/1 R3	0:06.668 -		0:45.183 22.2   22.9	0:40.627 17.9   22.6	0:40.912 17.9   23.0	0:44.777 21.9   22.8	26
19	111	Derek TOHILL Derek Tohill	IRL Ford Fiesta	2:51.699 4/1 R6	0:06.868 -		0:45.021 21.7   23.2	0:40.675 18.1   22.5	0:41.112 18.3   22.7	0:44.891 22.1   22.7	25
20	69	Martin KACZMARSKI Martin Kaczmarek	POL Ford Fiesta	2:52.009 4/1 R1	0:07.178 -		0:47.875 24.9   22.8	0:41.776 18.3   23.4	0:41.106 17.9   23.1	0:41.252 17.9   23.3	24
21	54	Mats ÖHMAN Mats Ohman	SWE Ford Fiesta	2:53.617 4/1 R2	0:08.786 -		0:48.140 25.3   22.7	0:41.289 18.3   22.9	0:40.690 17.6   22.9	0:43.498 18.0   25.4	23
22	49	"M.D.K." M.D.K	BEL Ford Fiesta	2:54.833 4/1 R1	0:10.002 -		0:49.114 25.9   23.1	0:42.123 18.6   23.5	0:41.716 18.3   23.4	0:41.880 18.3   23.4	22
23	12	Riku TAHKO #Minisuomi	FIN BMW Mini	2:55.199 4/1 R6	0:10.368 -		0:48.926 26.1   22.7	0:41.103 17.9   23.1	0:42.701 18.5   24.1	0:42.469 18.9   23.5	21
24	102	Tamás KÁRAI Kárai Motorsport Sportegyesület	HUN Audi A1	2:55.471 4/1 R4	0:10.640 -		0:48.496 25.1   23.3	0:42.753 19.1   23.6	0:41.781 18.2   23.5	0:42.441 17.8   24.5	20
25	30	Ole-Kristian TEMTE Ole Kristian Temte	NOR Citroën C4	2:55.888 4/1 R1	0:11.057 -		0:45.869 22.2   23.6	0:41.957 18.2   23.6	0:42.251 18.4   23.8	0:45.811 22.6   23.1	19

These results are provisional until the conclusion of any judicial and technical inquiries.

Lånke Circuit (1019/1110m)

Published at...	Clerk of the Course Tony Lund TJELLE		Timekeeper Péter MAJOSHÁZI		
-----------------	---	--	-------------------------------	--	--

Printed: 6/11/2017 11:30:05 AM

Page 1 of 2

Supercar Euro

SCE - 11

Result of Q 3

Pos.	No.	Driver Competitor/Entrant	Nat./Car	Total Tm Laps/Jok/Race	Gap Penalty	Lap0	Lap1 S1   S2	Lap2 S1   S2	Lap3 S1   S2	Lap4 S1   S2	Pts.
26	80	Andreas STEFFEN Andreas Steffen	DEU Ford Fiesta	<b>2:56.846</b> 4/1 R5	0:12.015 -		<u>0:51.500</u> 28.0   23.4	0:41.767 18.0   23.6	0:41.876 18.3   23.5	0:41.703 18.1   23.5	18
27	38	Mandie AUGUST ALL-INKL.COM Muennich Motorsport	DEU Audi S3	<b>2:57.378</b> 4/2 R7	0:12.547 -		<u>0:49.357</u> 26.0   23.2	0:45.149 22.1   22.9	0:41.378 18.3   23.0	0:41.494 18.4   23.0	17
28	55	Paulius PLESKOVAS Baltijos Sportas Klaipedos m. TSK	LTU Ford Fiesta	<b>2:58.002</b> 4/1 R3	0:13.171 -		<u>0:51.057</u> 27.7   23.3	0:41.821 18.3   23.4	0:42.502 19.0   23.5	0:42.622 18.9   23.6	16
29	95	Andri ÖUN Reinsalu Sport	EST Ford Fiesta	<b>3:00.674</b> 4/1 R4	0:15.843 -		<u>0:51.358</u> 27.7   23.6	0:43.266 19.4   23.8	0:42.830 18.5   24.2	0:43.220 18.7   24.4	15
30	32	Tore KRISTOFFERSEN Tore Kristoffersen	NOR Citroën DS3	<b>3:09.015</b> 4/1 R3	0:24.184 -		<u>1:00.931</u> 37.1   23.7	0:42.291 18.8   23.4	0:43.321 19.1   24.1	0:42.472 18.6   23.8	14
DNF	23	Mart TIKKERBÄR Tikkri Motorsport	EST Ford Fiesta	- 2/1 R2	+2 LAP -		0:46.971 23.0   23.9	<u>0:46.261</u> 22.4   23.8			11
DNF	16	Tom-Daniel TÅNEVIK Tom Daniel Tånevik	NOR Volvo C30	- 1/1 R5	+3 LAP -		0:45.500 22.1   23.3				11

#38 - False start

These results are provisional until the conclusion of any judicial and technical inquires.

Lånke Circuit (1019/1110m)

Published at...	Clerk of the Course Tony Lund TJELLE		Timekeeper Péter MAJOSHÁZI		
-----------------	---	--	-------------------------------	--	--

Printed: 6/11/2017 11:30:05 AM

Page 2 of 2

Supercar Euro

SCE - 12

Result after Q 3

Pos.	No.	Driver Competitor/Entrant	Nat. Car Ch.	Q1	Q2	Q3	Q4	Q Sum	Int. Pt.	SF1	SF2	Final	Ch. Pt.	Ch Sum
1	24	Tommy RUSTAD Albatec - HTB Racing	NOR Peugeot 208	45 (2.) 3:02.717	40 (4.) 3:11.593	45 (2.) 2:45.450		130						
2	92	Anton MARKLUND Marklund Motorsport	SWE Volkswagen Polo	42 (3.) 3:03.353	36 (8.) 3:14.203	50 (1.) 2:44.831		128						
3	4	Robin LARSSON Robin Larsson	SWE Audi A1	23 (21.) 3:13.002	50 (1.) 3:04.545	42 (3.) 2:46.016		115						
4	47	Tamás-Pál KISS Speedbox Racing Team Kft.	HUN Peugeot 208	50 (1.) 3:01.884	23 (21.) 3:18.338	40 (4.) 2:46.595		113						
5	8	Peter HEDSTRÖM Peter Hedström	SWE Volkswagen Polo	37 (7.) 3:06.371	35 (9.) 3:14.457	38 (6.) 2:47.246		110						
6	90	Thomas BRYNTESSON Team JC Race Teknik	NOR Ford Fiesta	22 (22.) 3:13.312	45 (2.) 3:10.339	39 (5.) 2:46.669		106						
7	53	Alexander HVAAL Alexander Hvaal	NOR Volkswagen Polo	39 (5.) 3:04.618	31 (13.) 3:16.384	36 (8.) 2:49.008		106						
8	74	Jérôme GROSSET-JANIN Jérôme Grosset-Janin	FRA Citroën DS3	40 (4.) 3:04.537	26 (18.) 3:17.455	35 (9.) 2:49.339		101						
9	91	Ola FRÖSHAUG Team JC Race Teknik	NOR Ford Fiesta	38 (6.) 3:06.274	27 (17.) 3:17.290	31 (13.) 2:50.538		96						
10	111	Derek TOHILL Derek Tohill	IRL Ford Fiesta	33 (11.) 3:07.930	38 (6.) 3:12.960	25 (19.) 2:51.699		96						
11	70	Knut-Ove BORSETH Knut-Ove Borseth	NOR Ford Focus	32 (12.) 3:08.166	29 (15.) 3:16.732	32 (12.) 2:50.268		93						
12	73	Henning SOLBERG Eklund Motorsport	NOR Volkswagen Beetle	30 (14.) 3:10.113	34 (10.) 3:15.609	28 (16.) 2:51.269		92						
13	2	Oliver O'DONOVAN Oliver O'Donovan	IRL Ford Fiesta	15 (29.) 3:21.885	39 (5.) 3:12.443	37 (7.) 2:48.774		91						
14	14	Jere KALLIOKOSKI Albatec Racing Ltd	FIN Peugeot 208	36 (8.) 3:06.898	24 (20.) 3:17.947	27 (17.) 2:51.284		87						
15	63	Joachim HVAAL Joachim Hvaal	NOR Ford Fiesta	24 (20.) 3:12.202	33 (11.) 3:15.640	29 (15.) 2:51.104		86						
16	12	Riku TAHKO #Minisuomi	FIN BMW Mini	27 (17.) 3:11.085	37 (7.) 3:13.243	21 (23.) 2:55.199		85						
17	22	Andréa DUBOURG DA Racing	FRA Citroën DS3	29 (15.) 3:10.273	19 (25.) 3:18.787	34 (10.) 2:49.386		82						
18	62	Firmin CADEDDU Firmin Cadeddu	FRA Citroën C4	35 (9.) 3:07.458	21 (23.) 3:18.543	26 (18.) 2:51.499		82						
19	19	Magda ANDERSSON Marklund Motorsport	SWE Volkswagen Polo	28 (16.) 3:10.899	18 (26.) 3:19.113	33 (11.) 2:50.180		79						
20	77	René MUENNICH ALL-INKL.COM Muennich Motorsport	DEU Citroën DS3	31 (13.) 3:08.268	17 (27.) 3:19.117	30 (14.) 2:50.591		78						
21	54	Mats ÖHMAN Mats Öhman	SWE Ford Fiesta	34 (10.) 3:07.467	15 (29.) 3:20.759	23 (21.) 2:53.617		72						
22	38	Mandie AUGUST ALL-INKL.COM Muennich Motorsport	DEU Audi S3	11 (31.) DNF	42 (3.) 3:11.173	17 (27.) 2:57.378		70						
23	80	Andreas STEFFEN Andreas Steffen	DEU Ford Fiesta	17 (27.) 3:19.172	32 (12.) 3:15.999	18 (26.) 2:56.846		67						
24	102	Tamás KÁRAI Kárai Motorsport Sportegyesület	HUN Audi A1	20 (24.) 3:16.302	25 (19.) 3:17.457	20 (24.) 2:55.471		65						
25	69	Martin KACZMARSKI Martin Kaczmarski	POL Ford Fiesta	26 (18.) 3:11.680	13 (31.) 3:21.145	24 (20.) 2:52.009		63						
26	95	Andri ÖUN Reinsalu Sport	EST Ford Fiesta	18 (26.) 3:18.836	28 (16.) 3:16.775	15 (29.) 3:00.674		61						

These results are provisional until the conclusion of any judicial and technical inquiries.

Lånke Circuit (1019/1110m)

Published at...	Clerk of the Course Tony Lund TJELLE		Timekeeper Péter MAJOSHÁZI		
-----------------	---	--	-------------------------------	--	--

Printed: 6/11/2017 11:32:17 AM

Page 1 of 2



Supercar Euro

SCE - 12

Result after Q 3

Pos.	No.	Driver Competitor/Entrant	Nat. Car Ch.	Q1	Q2	Q3	Q4	Q Sum	Int. Pt.	SF1	SF2	Final	Ch. Pt.	Ch Sum
27	16	Tom-Daniel TÅNEVIK Tom Daniel Tånevik	NOR Volvo C30	19 (25.) 3:16.345	30 (14.) 3:16.648	11 (32.) DNF		60						
28	32	Tore KRISTOFFERSEN Tore Kristoffersen	NOR Citroën DS3	25 (19.) 3:11.903	20 (24.) 3:18.779	14 (30.) 3:09.015		59						
29	49	"M.D.K" M.D.K	BEL Ford Fiesta	21 (23.) 3:14.675	11 (32.) DNF	22 (22.) 2:54.833		54						
30	55	Paulius PLESKOVAS Baltijos Sportas Klaipedos m. TSK	LTU Ford Fiesta	16 (28.) 3:21.814	22 (22.) 3:18.513	16 (28.) 2:58.002		54						
31	23	Mart TIKKERBÄR Tikkri Motorsport	EST Ford Fiesta	14 (30.) 3:24.775	16 (28.) 3:19.624	11 (31.) DNF		41						
32	30	Ole-Kristian TEMTE Ole Kristian Temte	NOR Citroën C4	0 (32.) DNS	14 (30.) 3:20.993	19 (25.) 2:55.888		33						

32 drivers

These results are provisional until the conclusion of any judicial and technical inquiries.

Lånke Circuit (1019/1110m)

Published at...	Clerk of the Course Tony Lund TJELLE		Timekeeper Péter MAJOSHÁZI		
-----------------	---	--	-------------------------------	--	--

Printed: 6/11/2017 11:32:17 AM

Page 2 of 2

Supercar Euro

SCE - 13

Provisional Grid Sheet for Q 4 (Right Pole)

#23 - Non starter

P5	P4	P3	P2	POLE			
<b>Race 1</b>							
		16	32	95	<b>R1</b>	95	Andri ÖUN EST
						32	Tore KRISTOFFERSEN NOR
						16	Tom-Daniel TÅNEVIK NOR
<b>Race 2</b>							
		55	38	80	<b>R2</b>	80	Andreas STEFFEN DEU
						38	Mandie AUGUST DEU
						55	Paulius PLESKOVAS LTU
<b>Race 3</b>							
30	102	12	49	54	<b>R3</b>	54	Mats ÖHMAN SWE
						49	"M.D.K" BEL
						12	Riku TAHKO FIN
						102	Tamás KÁRAI HUN
						30	Ole-Kristian TEMTE NOR
<b>Race 4</b>							
69	111	62	14	73	<b>R4</b>	73	Henning SOLBERG NOR
						14	Jere KALLIOKOSKI FIN
						62	Firmin CADEDDU FRA
						111	Derek TOHILL IRL
						69	Martin KACZMARSKI POL
<b>Race 5</b>							
63	77	91	70	19	<b>R5</b>	19	Magda ANDERSSON SWE
						70	Knut-Ove BORSETH NOR
						91	Ola FRÖSHAUG NOR
						77	René MUENNICH DEU
						63	Joachim HVAAL NOR
<b>Race 6</b>							
22	74	53	2	8	<b>R6</b>	8	Peter HEDSTRÖM SWE
						2	Oliver O'DONOVAN IRL
						53	Alexander HVAAL NOR
						74	Jérôme GROSSET-JANIN FRA
						22	Andréa DUBOURG FRA
<b>Race 7</b>							
90	47	4	24	92	<b>R7</b>	92	Anton MARKLUND SWE
						24	Tommy RUSTAD NOR
						4	Robin LARSSON SWE
						47	Tamás-Pál KISS HUN
						90	Thomas BRYNTESSON NOR

These results are provisional until the conclusion of any judicial and technical inquiries.

Lånke Circuit (1019/1110m)

Published at...	Clerk of the Course Tony Lund TJELLE	Timekeeper Péter MAJOSHÁZI	
-----------------	---	-------------------------------	--

Printed: 6/11/2017 11:44:20 AM

Page 1 of 1

Supercar Euro

SCE - 14

Result of Q 4

Pos.	No.	Driver Competitor/Entrant	Nat./Car	Total Tm Laps/Jok/Race	Gap Penalty	Lap0	Lap1 S1   S2	Lap2 S1   S2	Lap3 S1   S2	Lap4 S1   S2	Pts.
1	90	Thomas BRYNTESSON Team JC Race Teknik	NOR Ford Fiesta	2:43.653 4/1 R7	-		0:45.904 23.9   21.9	0:39.162 17.4   21.6	0:39.196 17.3   21.8	0:39.391 17.3   22.0	50
2	92	Anton MARKLUND Marklund Motorsport	SWE Volkswagen Polo	2:44.544 4/1 R7	0:00.891 -		0:42.794 21.0   21.7	0:39.395 17.4   21.9	0:39.157 17.2   21.8	0:43.198 20.9   22.2	45
3	4	Robin LARSSON Robin Larsson	SWE Audi A1	2:45.677 4/1 R7	0:02.024 -		0:43.515 21.4   22.0	0:39.646 17.4   22.2	0:39.246 17.2   21.9	0:43.270 21.1   22.1	42
4	74	Jérôme GROSSET-JANIN Jérôme Grosset-Janin	FRA Citroën DS3	2:45.915 4/1 R6	0:02.262 -		0:46.359 24.1   22.2	0:39.914 17.4   22.5	0:39.713 17.3   22.3	0:39.929 17.5   22.4	40
5	47	Tamás-Pál KISS Speedbox Racing Team Kft.	HUN Peugeot 208	2:46.315 4/1 R7	0:02.662 -		0:46.660 24.5   22.1	0:39.295 17.2   22.0	0:40.535 18.4   22.0	0:39.825 17.4   22.3	39
6	8	Peter HEDSTRÖM Peter Hedström	SWE Volkswagen Polo	2:47.097 4/1 R6	0:03.444 -		0:43.609 21.1   22.4	0:39.957 17.6   22.2	0:40.029 17.5   22.5	0:43.502 21.0   22.4	38
7	14	Jere KALLIOKOSKI Albatec Racing Ltd	FIN Peugeot 208	2:47.501 4/1 R4	0:03.848 -		0:47.271 24.6   22.6	0:40.334 17.8   22.5	0:39.559 17.4   22.0	0:40.337 17.9   22.4	37
8	54	Mats ÖHMAN Mats Öhman	SWE Ford Fiesta	2:47.654 4/1 R3	0:04.001 -		0:43.246 21.0   22.2	0:39.930 17.5   22.4	0:40.411 17.7   22.6	0:44.067 21.5   22.5	36
9	53	Alexander HVAAL Alexander Hvaal	NOR Volkswagen Polo	2:47.705 4/1 R6	0:04.052 -		0:47.309 25.0   22.2	0:39.979 17.6   22.3	0:39.807 17.5   22.2	0:40.610 18.0   22.5	35
10	91	Ola FRÖSHAUG Team JC Race Teknik	NOR Ford Fiesta	2:47.924 4/1 R5	0:04.271 -		0:46.662 24.3   22.2	0:39.777 17.5   22.2	0:40.817 18.0   22.8	0:40.668 17.8   22.8	34
11	24	Tommy RUSTAD Albatec - HTB Racing	NOR Peugeot 208	2:48.326 4/1 R7	0:04.673 -		0:48.420 26.1   22.2	0:39.748 17.5   22.2	0:40.612 18.4   22.1	0:39.546 17.4   22.1	33
12	73	Henning SOLBERG Eklund Motorsport	NOR Volkswagen Beetle	2:48.516 4/1 R4	0:04.863 -		0:43.623 21.0   22.6	0:40.339 17.8   22.4	0:40.044 17.5   22.4	0:44.510 21.7   22.7	32
13	19	Magda ANDERSSON Marklund Motorsport	SWE Volkswagen Polo	2:48.813 4/1 R5	0:05.160 -		0:43.305 21.0   22.2	0:40.019 17.6   22.4	0:40.420 17.7   22.6	0:45.069 21.9   23.0	31
14	111	Derek TOHILL Derek Tohill	IRL Ford Fiesta	2:48.887 4/1 R4	0:05.234 -		0:47.750 25.1   22.5	0:40.431 17.7   22.6	0:40.239 18.0   22.2	0:40.467 17.6   22.8	30
15	77	René MUENNICH ALL-INKL.COM Muennich Motorsport	DEU Citroën DS3	2:49.069 4/1 R5	0:05.416 -		0:47.122 25.0   22.1	0:39.986 17.6   22.2	0:40.773 17.8   22.9	0:41.188 18.2   22.9	29
16	2	Oliver O'DONOVAN Oliver O'Donovan	IRL Ford Fiesta	2:49.363 4/1 R6	0:05.710 -		0:43.999 21.4   22.5	0:40.364 17.8   22.5	0:44.338 21.7   22.6	0:40.662 17.8   22.7	28
17	22	Andréa DUBOURG DA Racing	FRA Citroën DS3	2:49.790 4/1 R6	0:06.137 -		0:44.812 22.0   22.7	0:44.318 21.5   22.7	0:40.244 17.8   22.3	0:40.416 17.8   22.5	27
18	62	Firmin CADEDDU Firmin Cadeddu	FRA Citroën C4	2:49.944 4/1 R4	0:06.291 -		0:44.812 22.2   22.5	0:40.222 17.8   22.4	0:40.561 17.9   22.6	0:44.349 21.6   22.6	26
19	102	Tamás KÁRAI Kárai Motorsport Sportegyesület	HUN Audi A1	2:49.957 4/1 R3	0:06.304 -		0:47.513 24.7   22.7	0:40.711 17.8   22.8	0:40.545 17.7   22.8	0:41.188 18.2   22.9	25
20	69	Martin KACZMARSKI Martin Kaczarski	POL Ford Fiesta	2:50.587 4/1 R4	0:06.934 -		0:48.471 25.5   22.8	0:40.957 18.1   22.8	0:40.286 17.9   22.3	0:40.873 17.7   23.0	24
21	70	Knut-Ove BORSETH Knut-Ove Borseth	NOR Ford Focus	2:51.768 4/1 R5	0:08.115 -		0:45.632 22.7   22.8	0:40.610 17.6   22.9	0:40.662 17.7   22.8	0:44.864 21.8   22.9	23
22	38	Mandie AUGUST ALL-INKL.COM Muennich Motorsport	DEU Audi S3	2:52.744 4/1 R2	0:09.091 -		0:49.077 26.2   22.8	0:40.945 17.9   22.9	0:41.054 18.1   22.9	0:41.668 18.6   23.0	22
23	16	Tom-Daniel TÅNEVIK Tom Daniel Tånevik	NOR Volvo C30	2:52.939 4/1 R1	0:09.286 -		0:45.094 21.2   23.8	0:41.733 18.1   23.5	0:45.049 22.2   22.8	0:41.063 18.0   23.0	21
24	49	"M.D.K" M.D.K	BEL Ford Fiesta	2:52.940 4/1 R3	0:09.287 -		0:49.419 26.3   23.0	0:41.277 18.2   23.0	0:41.432 18.0   23.3	0:40.812 17.6   23.2	20
25	30	Ole-Kristian TEMTE Ole Kristian Temte	NOR Citroën C4	2:54.634 4/1 R3	0:10.981 -		0:48.656 25.3   23.3	0:41.521 18.1   23.3	0:41.390 18.4   22.9	0:43.067 19.0   24.0	19

These results are provisional until the conclusion of any judicial and technical inquiries.

Lånke Circuit (1019/1110m)

Published at...	Clerk of the Course Tony Lund TJELLE		Timekeeper Péter MAJOSHÁZI		
-----------------	---	--	-------------------------------	--	--

Printed: 6/11/2017 1:25:36 PM

Page 1 of 2

Supercar Euro

SCE - 14

Result of Q 4

Pos.	No.	Driver Competitor/Entrant	Nat./Car	Total Tm Laps/Jok/Race	Gap Penalty	Lap0	Lap1 S1   S2	Lap2 S1   S2	Lap3 S1   S2	Lap4 S1   S2	Pts.
26	80	Andreas STEFFEN Andreas Steffen	DEU Ford Fiesta	2:55.211 4/1 R2	0:11.558 -		0:45.746 22.2   23.4	0:41.700 18.4   23.2	0:41.597 18.3   23.2	0:46.168 22.1   24.0	18
27	63	Joachim HVAAL Joachim Hvaal	NOR Ford Fiesta	2:57.847 4/1 R5	0:14.194 -		0:51.671 28.9   22.7	0:44.629 21.6   22.9	0:40.835 18.1   22.6	0:40.712 18.1   22.6	17
28	55	Paulius PLESKOVAS Baltijos Sportas Klaipedos m. TSK	LTU Ford Fiesta	2:58.682 4/1 R2	0:15.029 -		0:50.076 26.6   23.4	0:42.160 18.9   23.1	0:41.838 18.8   23.0	0:44.608 20.4   24.1	16
29	95	Andri ÖUN Reinsalu Sport	EST Ford Fiesta	3:16.463 4/1 R1	0:32.810 -		0:50.725 26.9   23.7	0:57.074 18.5   38.5	0:45.553 20.6   24.9	0:43.111 19.0   24.0	15
DNF	12	Riku TAHKO #Minisuomi	FIN BMW Mini	- 2/1 R3	+2 LAP -		0:50.535 27.2   23.3	0:41.428 18.5   22.8			11
DNF	32	Tore KRISTOFFERSEN Tore Kristoffersen	NOR Citroën DS3	- 0/0 R1	+4 LAP -						11
DNS	23	Mart TIKKERBÄR Tikkri Motorsport	EST Ford Fiesta	- 0/0 R	-						0

These results are provisional until the conclusion of any judicial and technical inquires.

Lånke Circuit (1019/1110m)

Published at...	Clerk of the Course Tony Lund TJELLE	Timekeeper Péter MAJOSHÁZI	
-----------------	---	-------------------------------	--

Printed: 6/11/2017 1:25:36 PM

Page 2 of 2

Supercar Euro




SCE - 15

Intermediate Classification

Pos.	No.	Driver Competitor/Entrant	Nat.	Car	Q1	Q2	Q3	Q4	Q Sum	Int. Pt.	SF1	SF2	Final	Ch. Pt.
1	92	Anton MARKLUND Marklund Motorsport	SWE	Volkswagen Polo	42 (3.) 3:03.353	36 (8.) 3:14.203	50 (1.) 2:44.831	45 (2.) 2:44.544	173	16				16
2	24	Tommy RUSTAD Albatec - HTB Racing	NOR	Peugeot 208	45 (2.) 3:02.717	40 (4.) 3:11.593	45 (2.) 2:45.450	33 (11.) 2:48.326	163	15				15
3	4	Robin LARSSON Robin Larsson	SWE	Audi A1	23 (21.) 3:13.002	50 (1.) 3:04.545	42 (3.) 2:46.016	42 (3.) 2:45.677	157	14				14
4	90	Thomas BRYNTESSON Team JC Race Teknik	NOR	Ford Fiesta	22 (22.) 3:13.312	45 (2.) 3:10.339	39 (5.) 2:46.669	50 (1.) 2:43.653	156	13				13
5	47	Tamás-Pál KISS Speedbox Racing Team Kft.	HUN	Peugeot 208	50 (1.) 3:01.884	23 (21.) 3:18.338	40 (4.) 2:46.595	39 (5.) 2:46.315	152	12				12
6	8	Peter HEDSTRÖM Peter Hedström	SWE	Volkswagen Polo	37 (7.) 3:06.371	35 (9.) 3:14.457	38 (6.) 2:47.246	38 (6.) 2:47.097	148	11				11
7	74	Jérôme GROSSET-JANIN Jérôme Grosset-Janin	FRA	Citröen DS3	40 (4.) 3:04.537	26 (18.) 3:17.455	35 (9.) 2:49.339	40 (4.) 2:45.915	141	10				10
8	53	Alexander HVAAL Alexander Hvaal	NOR	Volkswagen Polo	39 (5.) 3:04.618	31 (13.) 3:16.384	36 (8.) 2:49.008	35 (9.) 2:47.705	141	9				9
9	91	Ola FRÖSHAUG Team JC Race Teknik	NOR	Ford Fiesta	38 (6.) 3:06.274	27 (17.) 3:17.290	31 (13.) 2:50.538	34 (10.) 2:47.924	130	8				8
10	111	Derek TOHILL Derek Tohill	IRL	Ford Fiesta	33 (11.) 3:07.930	38 (6.) 3:12.960	25 (19.) 2:51.699	30 (14.) 2:48.887	126	7				7
11	14	Jere KALLIOKOSKI Albatec Racing Ltd	FIN	Peugeot 208	36 (8.) 3:06.898	24 (20.) 3:17.947	27 (17.) 2:51.284	37 (7.) 2:47.501	124	6				6
12	73	Henning SOLBERG Eklund Motorsport	NOR	Volkswagen Beetle	30 (14.) 3:10.113	34 (10.) 3:15.609	28 (16.) 2:51.269	32 (12.) 2:48.516	124	5				5
13	2	Oliver O'DONOVAN Oliver O'Donovan	IRL	Ford Fiesta	15 (29.) 3:21.885	39 (5.) 3:12.443	37 (7.) 2:48.774	28 (16.) 2:49.363	119	4				4
14	70	Knut-Ove BORSETH Knut-Ove Borseth	NOR	Ford Focus	32 (12.) 3:08.166	29 (15.) 3:16.732	32 (12.) 2:50.268	23 (21.) 2:51.768	116	3				3
15	19	Magda ANDERSSON Marklund Motorsport	SWE	Volkswagen Polo	28 (16.) 3:10.899	18 (26.) 3:19.113	33 (11.) 2:50.180	31 (13.) 2:48.813	110	2				2
16	22	Andréa DUBOURG DA Racing	FRA	Citröen DS3	29 (15.) 3:10.273	19 (25.) 3:18.787	34 (10.) 2:49.386	27 (17.) 2:49.790	109	1				1
17	54	Mats ÖHMAN Mats Öhman	SWE	Ford Fiesta	34 (10.) 3:07.467	15 (29.) 3:20.759	23 (21.) 2:53.617	36 (8.) 2:47.654	108	0				0
18	62	Firmin CADEDDU Firmin Cadeddu	FRA	Citröen C4	35 (9.) 3:07.458	21 (23.) 3:18.543	26 (18.) 2:51.499	26 (18.) 2:49.944	108	0				0
19	77	René MUENNICH ALL-INKL.COM Muennich Motorsport	DEU	Citröen DS3	31 (13.) 3:08.268	17 (27.) 3:19.117	30 (14.) 2:50.591	29 (15.) 2:49.069	107	0				0
20	63	Joachim HVAAL Joachim Hvaal	NOR	Ford Fiesta	24 (20.) 3:12.202	33 (11.) 3:15.640	29 (15.) 2:51.104	17 (27.) 2:57.847	103	0				0
21	12	Riku TAHKO #Minisuomi	FIN	BMW Mini	27 (17.) 3:11.085	37 (7.) 3:13.243	21 (23.) 2:55.199	11 (30.) DNF	96	0				0
22	38	Mandie AUGUST ALL-INKL.COM Muennich Motorsport	DEU	Audi S3	11 (31.) DNF	42 (3.) 3:11.173	17 (27.) 2:57.378	22 (22.) 2:52.744	92	0				0
23	102	Tamás KÁRAI Kárai Motorsport Sportegyesület	HUN	Audi A1	20 (24.) 3:16.302	25 (19.) 3:17.457	20 (24.) 2:55.471	25 (19.) 2:49.957	90	0				0

These results are provisional until the conclusion of any judicial and technical inquiries.

Lånke Circuit (1019/1110m)

Published at...	Clerk of the Course Tony Lund TJELLE		Timekeeper Péter MAJOSHÁZI		
-----------------	---	---	-------------------------------	---	---

Printed: 6/11/2017 1:26:41 PM

Page 1 of 2

Supercar Euro

SCE - 15

Intermediate Classification

Pos.	No.	Driver Competitor/Entrant	Nat.	Car	Q1	Q2	Q3	Q4	Q Sum	Int. Pt.	SF1	SF2	Final	Ch. Pt.
24	69	Martin KACZMARSKI Martin Kaczmarski	POL	Ford Fiesta	26 (18.) 3:11.680	13 (31.) 3:21.145	24 (20.) 2:52.009	24 (20.) 2:50.587	87	0				0
25	80	Andreas STEFFEN Andreas Steffen	DEU	Ford Fiesta	17 (27.) 3:19.172	32 (12.) 3:15.999	18 (26.) 2:56.846	18 (26.) 2:55.211	85	0				0
26	16	Tom-Daniel TÅNEVIK Tom Daniel Tånevik	NOR	Volvo C30	19 (25.) 3:16.345	30 (14.) 3:16.648	11 (32.) DNF	21 (23.) 2:52.939	81	0				0
27	95	Andri ÕUN Reinsalu Sport	EST	Ford Fiesta	18 (26.) 3:18.836	28 (16.) 3:16.775	15 (29.) 3:00.674	15 (29.) 3:16.463	76	0				0
28	49	"M.D.K" M.D.K	BEL	Ford Fiesta	21 (23.) 3:14.675	11 (32.) DNF	22 (22.) 2:54.833	20 (24.) 2:52.940	74	0				0
29	55	Paulius PLESKOVAS Baltijos Sportas Klaipėdos m. TSK	LTU	Ford Fiesta	16 (28.) 3:21.814	22 (22.) 3:18.513	16 (28.) 2:58.002	16 (28.) 2:58.682	70	0				0
30	32	Tore KRISTOFFERSEN Tore Kristoffersen	NOR	Citröen DS3	25 (19.) 3:11.903	20 (24.) 3:18.779	14 (30.) 3:09.015	11 (31.) DNF	70	0				0
31	30	Ole-Kristian TEMTE Ole Kristian Temte	NOR	Citröen C4	0 (32.) DNS	14 (30.) 3:20.993	19 (25.) 2:55.888	19 (25.) 2:54.634	52	0				0
32	23	Mart TIKKERBÄR Tikkri Motorsport	EST	Ford Fiesta	14 (30.) 3:24.775	16 (28.) 3:19.624	11 (31.) DNF	0 (32.) DNS	41	0				0

32 drivers

-  
-

These results are provisional until the conclusion of any judicial and technical inquires.

Lånke Circuit (1019/1110m)

Published at...	Clerk of the Course Tony Lund TJELLE	Timekeeper Péter MAJOSHÁZI	
-----------------	---	-------------------------------	--

Printed: 6/11/2017 1:26:41 PM

Page 2 of 2

Supercar Euro

SCE - 17

Provisional Grid for Semi-Finals

**Semi-Final 1**

**Row 1**

92	Anton MARKLUND Marklund Motorsport	SWE	Volkswagen Polo Supercar Euro
4	Robin LARSSON Robin Larsson	SWE	Audi A1 Supercar Euro

Sporting Regulation 15.6.4 : If a Driver is unable to take his place in a Semi-Final (i.e. his car is unable to be driven under its own power to the starting grid), he will be substituted by the next qualifier (the highest placed Driver in the intermediate classification not already in the Semi-Finals). Any such substitute(s) will take the last place(s) on the grid with those ahead of them moving up to fill the place left by the non-starter(s).

**Row 2**

47	Tamás-Pál KISS Speedbox Racing Team Kft.	HUN	Peugeot 208 Supercar Euro
74	Jérôme GROSSET-JANIN Jérôme Grosset-Janin	FRA	Citröen DS3 Supercar Euro

**Row 3**

91	Ola FRÖSHAUG Team JC Race Teknik	NOR	Ford Fiesta Supercar Euro
14	Jere KALLIOKOSKI Albatec Racing Ltd	FIN	Peugeot 208 Supercar Euro

**Semi-Final 2**

**Row 1**

24	Tommy RUSTAD Albatec - HTB Racing	NOR	Peugeot 208 Supercar Euro
90	Thomas BRYNTESSON Team JC Race Teknik	NOR	Ford Fiesta Supercar Euro

**Row 2**

8	Peter HEDSTRÖM Peter Hedström	SWE	Volkswagen Polo Supercar Euro
53	Alexander HVAAL Alexander Hvaal	NOR	Volkswagen Polo Supercar Euro

**Row 3**

111	Derek TOHILL Derek Tohill	IRL	Ford Fiesta Supercar Euro
73	Henning SOLBERG Eklund Motorsport	NOR	Volkswagen Beetle Supercar Euro

Next qualifier (13- )

13	2 Oliver O'DONOVAN	IRL	22	38 Mandie AUGUST	DEU
14	70 Knut-Ove BORSETH	NOR	23	102 Tamás KÁRAI	HUN
15	19 Magda ANDERSSON	SWE	24	69 Martin KACZMARSKI	POL
16	22 Andréa DUBOURG	FRA	25	80 Andreas STEFFEN	DEU
17	54 Mats ÖHMAN	SWE	26	16 Tom-Daniel TÅNEVIK	NOR
18	62 Firmin CADEDDU	FRA	27	95 Andri ÖUN	EST
19	77 René MUENNICH	DEU	28	49 "M.D.K"	BEL
20	63 Joachim HVAAL	NOR	29	55 Paulius PLESKOVAS	LTU
21	12 Riku TAHKO	FIN	30	32 Tore KRISTOFFERSEN	NOR
			31	30 Ole-Kristian TEMTE	NOR
			32	23 Mart TIKKERBÄR	EST

These results are provisional until the conclusion of any judicial and technical inquiries.

Lånke Circuit (1019/1110m)

Published at...	Clerk of the Course Tony Lund TJELLE	Timekeeper Péter MAJOSHÁZI	
-----------------	---	-------------------------------	--

Printed: 6/11/2017 1:28:13 PM

Page 1 of 1

Supercar Euro

SCE - 21

Results of Semi-finals

Modified

Semi-final 1

Pos.	No.	Driver Competitor/Entrant	Nat.	Total Tm L / J	Gap	Lap0	Lap1 s1   s2	Lap 2 s1   s2	Lap3 s1   s2	Lap4 s1   s2	Lap 5 s1   s2	Lap 6 s1   s2	Cp.
1	4	Robin LARSSON Robin Larsson Audi A1	SWE	4:09.170 6 / 1			0:47.679 25.2   22.4	0:40.314 17.7   22.5	0:40.060 17.6   22.4	0:40.330 17.7   22.5	0:40.298 17.7   22.5	0:40.489 17.7   22.7	6
2	92	Anton MARKLUND Marklund Motorsport Volkswagen Polo	SWE	4:10.576 6 / 1	0:01.406		0:44.170 21.0   23.1	0:41.768 19.4   22.3	0:40.342 17.7   22.6	0:43.882 21.6   22.2	0:39.909 17.6   22.2	0:40.505 17.7   22.7	5
3	47	Tamás-Pál KISS Speedbox Racing Team Kft. Peugeot 208	HUN	4:10.990 6 / 1	0:01.820		0:44.133 21.4   22.6	0:41.456 19.0   22.4	0:40.289 17.7   22.5	0:39.960 17.5   22.4	0:39.933 17.4   22.4	0:45.219 22.3   22.8	4
4	74	Jérôme GROSSET-JANIN Jérôme Grosset-Janin Citroën DS3	FRA	4:11.616 6 / 1	0:02.446		0:48.511 25.9   22.5	0:40.751 17.7   22.9	0:40.213 17.6   22.5	0:40.314 17.7   22.5	0:41.108 17.7   23.3	0:40.719 17.8   22.8	3
5	91	Ola FRØSHAUG Team JC Race Teknik Ford Fiesta	NOR	4:13.247 6 / 1	0:04.077		0:45.695 22.3   23.3	0:45.133 22.4   22.7	0:40.733 18.0   22.6	0:40.169 17.7   22.3	0:40.385 17.5   22.8	0:41.132 17.9   23.1	2
6	14	Jere KALLIOKOSKI Albatec Racing Ltd Peugeot 208	FIN	1:27.211 2 / 0	+4 LAP		0:45.216 22.0   23.1	0:41.995 18.5   23.4					1

Semi-final 2

Pos.	No.	Driver Competitor/Entrant	Nat.	Total Tm L / J	Gap	Lap0	Lap1 s1   s2	Lap 2 s1   s2	Lap3 s1   s2	Lap4 s1   s2	Lap5 s1   s2	Lap6 s1   s2	Cp.
1	24	Tommy RUSTAD Albatec - HTB Racing Peugeot 208	NOR	4:06.486 6 / 1			0:43.119 20.9   22.2	0:39.940 17.4   22.4	0:43.349 20.8   22.4	0:40.057 17.4   22.6	0:39.841 17.4   22.4	0:40.180 17.4   22.7	6
2	8	Peter HEDSTRÖM Peter Hedström Volkswagen Polo	SWE	4:09.971 6 / 1	0:03.485		0:48.232 25.8   22.3	0:39.851 17.7   22.1	0:40.302 17.7   22.5	0:40.377 17.9   22.4	0:40.726 17.8   22.8	0:40.483 17.8   22.6	5
3	53	Alexander HVAAL Alexander Hvaal Volkswagen Polo	NOR	4:10.649 6 / 1	0:04.163		0:43.804 21.4   22.3	0:40.252 17.6   22.5	0:40.363 17.8   22.5	0:40.623 17.6   22.9	0:40.565 17.8   22.6	0:45.042 22.1   22.9	4
4	90	Thomas BRYNTESSON Team JC Race Teknik Ford Fiesta	NOR	4:24.967 6 / 1	0:18.481		0:47.069 25.1   21.8	0:39.347 17.3   21.9	0:56.372 33.8   22.4	0:40.600 18.4   22.1	0:39.765 17.3   22.3	0:41.814 17.5   24.2	3
5	111	Derek TOHILL Derek Tohill Ford Fiesta	IRL	0:00.000 0 / 0	+6 LAP								2
6	73	Henning SOLBERG Eklund Motorsport Volkswagen Beetle	NOR	0:00.000 0 / 1	+6 LAP								1

These results are provisional until the conclusion of any judicial and technical inquiries.

Lånke Circuit (1019/1110m)

Published at...	Clerk of the Course Tony Lund TJELLE		Timekeeper Péter MAJOSHÁZI		
-----------------	---	---	-------------------------------	---	---



Supercar Euro

SCE - 19

Provisional Grid for-Final

**Final**

**Row 1**

24	Tommy RUSTAD Albatec - HTB Racing	NOR	Peugeot 208	21
4	Robin LARSSON Robin Larsson	SWE	Audi A1	20

**Row 2**

92	Anton MARKLUND Marklund Motorsport	SWE	Volkswagen Polo	21
8	Peter HEDSTRÖM Peter Hedström	SWE	Volkswagen Polo	16

**Row 3**

47	Tamás-Pál KISS Speedbox Racing Team Kft.	HUN	Peugeot 208	16
53	Alexander HVAAL Alexander Hvaal	NOR	Volkswagen Polo	13

Sporting Regulation 15.6.4 : If a Driver is unable to take his place in the Final (i.e. his car is unable to be driven under its own power to the starting grid), he will be substituted by the next qualifier (the fourth placed Semi-finalist with the highest points score in the Competition who is not already in the Final). Any such substitute(s) will take the last place(s) on the grid with those ahead of them moving up to fill the place left by the non-starter(s). Should neither of the fourth placed Semi-finalists be able to start, the fifth placed Semi-finalists, and then the sixth-placed, will be considered as above.

Next qualifier (7- )

90	Thomas BRYNTESSON	NOR	16
74	Jérôme GROSSET-JANIN	FRA	13
91	Ola FRÖSHAUG	NOR	10
73	Henning SOLBERG	NOR	7
111	Derek TOHILL	IRL	8
14	Jere KALLIOKOSKI	FIN	7

These results are provisional until the conclusion of any judicial and technical inquiries.

Lånke Circuit (1019/1110m)

Published at...	Clerk of the Course Tony Lund TJELLE	Timekeeper Péter MAJOSHÁZI	
-----------------	---	-------------------------------	--

Printed: 6/11/2017 2:11:29 PM

Page 1 of 1

Supercar Euro

SCE - 24

Result of Final

Modified

Pos.	No.	Driver Competitor/Entrant	Nat.	Total Tm L / J	Gap	Lap0	Lap1 S1   S2	Lap 2 S1   S2	Lap3 S1   S2	Lap4 S1   S2	Lap5 S1   S2	Lap6 S1   S2	Cp.
1	4	Robin LARSSON Robin Larsson Audi A1	SWE	<b>4:04.617</b> 6 / 1			<u>0:46.988</u> 24.9   22.0	0:39.523 17.3   22.1	0:39.311 17.2   22.0	0:39.505 17.4   22.0	0:39.516 17.3   22.1	0:39.774 17.3   22.3	8
2	92	Anton MARKLUND Marklund Motorsport Volkswagen Polo	SWE	<b>4:08.211</b> 6 / 1	0:03.594		0:43.511 20.9   22.5	0:39.123 17.3   21.8	0:39.899 17.4   22.4	0:40.591 17.9   22.6	<u>0:43.350</u> 21.3   22.0	0:41.737 18.8   22.8	5
3	53	Alexander HVAAL Alexander Hvaal Volkswagen Polo	NOR	<b>4:08.873</b> 6 / 1	0:04.256		<u>0:47.876</u> 25.6   22.2	0:40.448 18.2   22.2	0:39.755 17.5   22.2	0:39.877 17.5   22.2	0:39.973 17.7   22.2	0:40.944 18.1   22.7	4
4	8	Peter HEDSTRÖM Peter Hedström Volkswagen Polo	SWE	<b>4:11.511</b> 6 / 1	0:06.894		<u>0:48.450</u> 25.9   22.5	0:40.803 17.9   22.8	0:40.376 17.8   22.5	0:40.272 17.8   22.4	0:40.579 17.9   22.6	0:41.031 17.9   23.0	3
5	47	Tamás-Pál KISS Speedbox Racing Team Kft. Peugeot 208	HUN	<b>4:07.041</b> 6 / 1	0:07.424		0:43.807 21.6   22.2	0:39.452 17.5   21.9	0:39.519 17.2   22.2	0:40.998 17.8   23.1	0:39.278 17.3   21.8	<u>0:43.987</u> 21.8   22.1	2
6	24	Tommy RUSTAD Albatec - HTB Racing Peugeot 208	NOR	<b>2:07.245</b> 3 / 1	+3 LAP		0:44.029 20.7   23.2	<u>0:43.620</u> 21.3   22.3	0:39.596 17.4   22.1				1

#47 +5sec penalty Stewards decision Nr.12

These results are provisional until the conclusion of any judicial and technical inquiries.

Lånke Circuit (1019/1110m)

Published at...	Clerk of the Course Tony Lund TJELLE	Timekeeper Péter MAJOSHÁZI	
-----------------	---	-------------------------------	--

Printed: 6/11/2017 5:03:58 PM

Page 1 of 1

Supercar Euro

SCE - 26

Official results

Pos.	No.	Driver Competitor/Entrant	Nat.	Car	Q1	Q2	Q3	Q4	Q Sum	Int. Pt.	SF1	SF2	Final	Ch. Pt.
1	4	Robin LARSSON Robin Larsson	SWE	Audi A1	23 (21.) 3:13.002	50 (1.) 3:04.545	42 (3.) 2:46.016	42 (3.) 2:45.677	157	14	6 (1.) 4:09.170		8 (1.) 4:04.617	28
2	92	Anton MARKLUND Marklund Motorsport	SWE	Volkswagen Polo	42 (3.) 3:03.353	36 (8.) 3:14.203	50 (1.) 2:44.831	45 (2.) 2:44.544	173	16	5 (2.) 4:10.576		5 (2.) 4:08.211	26
3	53	Alexander HVAAL Alexander Hvaal	NOR	Volkswagen Polo	39 (5.) 3:04.618	31 (13.) 3:16.384	36 (8.) 2:49.008	35 (9.) 2:47.705	141	9		4 (3.) 4:10.649	4 (3.) 4:08.873	17
4	8	Peter HEDSTRÖM Peter Hedström	SWE	Volkswagen Polo	37 (7.) 3:06.371	35 (9.) 3:14.457	38 (6.) 2:47.246	38 (6.) 2:47.097	148	11		5 (2.) 4:09.971	3 (4.) 4:11.511	19
5	47	Tamás-Pál KISS Speedbox Racing Team Kft.	HUN	Peugeot 208	50 (1.) 3:01.884	23 (21.) 3:18.338	40 (4.) 2:46.595	39 (5.) 2:46.315	152	12	4 (3.) 4:10.990		2 (5.) 4:12.041	18
6	24	Tommy RUSTAD Albatec - HTB Racing	NOR	Peugeot 208	45 (2.) 3:02.717	40 (4.) 3:11.593	45 (2.) 2:45.450	33 (11.) 2:48.326	163	15		6 (1.) 4:06.486	1 (6.) +3 LAP	22
7	90	Thomas BRYNTESSON Team JC Race Teknik	NOR	Ford Fiesta	22 (22.) 3:13.312	45 (2.) 3:10.339	39 (5.) 2:46.669	50 (1.) 2:43.653	156	13		3 (4.) 4:24.967		16
8	74	Jérôme GROSSET-JANIN Jérôme Grosset-Janin	FRA	Citröen DS3	40 (4.) 3:04.537	26 (18.) 3:17.455	35 (9.) 2:49.339	40 (4.) 2:45.915	141	10	3 (4.) 4:11.616			13
9	91	Ola FRÖSHAUG Team JC Race Teknik	NOR	Ford Fiesta	38 (6.) 3:06.274	27 (17.) 3:17.290	31 (13.) 2:50.538	34 (10.) 2:47.924	130	8	2 (5.) 4:13.247			10
10	111	Derek TOHILL Derek Tohill	IRL	Ford Fiesta	33 (11.) 3:07.930	38 (6.) 3:12.960	25 (19.) 2:51.699	30 (14.) 2:48.887	126	7		2 (5.) +6 LAP		9
11	14	Jere KALLIOKOSKI Albatec Racing Ltd	FIN	Peugeot 208	36 (8.) 3:06.898	24 (20.) 3:17.947	27 (17.) 2:51.284	37 (7.) 2:47.501	124	6	1 (6.) +4 LAP			7
12	73	Henning SOLBERG Eklund Motorsport	NOR	Volkswagen Beetle	30 (14.) 3:10.113	34 (10.) 3:15.609	28 (16.) 2:51.269	32 (12.) 2:48.516	124	5		1 (6.) +6 LAP		6
13	2	Oliver O'DONOVAN Oliver O'Donovan	IRL	Ford Fiesta	15 (29.) 3:21.885	39 (5.) 3:12.443	37 (7.) 2:48.774	28 (16.) 2:49.363	119	4				4
14	70	Knut-Ove BORSETH Knut-Ove Borseth	NOR	Ford Focus	32 (12.) 3:08.166	29 (15.) 3:16.732	32 (12.) 2:50.268	23 (21.) 2:51.768	116	3				3
15	19	Magda ANDERSSON Marklund Motorsport	SWE	Volkswagen Polo	28 (16.) 3:10.899	18 (26.) 3:19.113	33 (11.) 2:50.180	31 (13.) 2:48.813	110	2				2
16	22	Andréa DUBOURG DA Racing	FRA	Citröen DS3	29 (15.) 3:10.273	19 (25.) 3:18.787	34 (10.) 2:49.386	27 (17.) 2:49.790	109	1				1
17	54	Mats ÖHMAN Mats Öhman	SWE	Ford Fiesta	34 (10.) 3:07.467	15 (29.) 3:20.759	23 (21.) 2:53.617	36 (8.) 2:47.654	108	0				0
18	62	Firmin CADEDDU Firmin Cadeddu	FRA	Citröen C4	35 (9.) 3:07.458	21 (23.) 3:18.543	26 (18.) 2:51.499	26 (18.) 2:49.944	108	0				0
19	77	René MUENNICH ALL-INKL.COM Muennich Motorsport	DEU	Citroën DS3	31 (13.) 3:08.268	17 (27.) 3:19.117	30 (14.) 2:50.591	29 (15.) 2:49.069	107	0				0
20	63	Joachim HVAAL Joachim Hvaal	NOR	Ford Fiesta	24 (20.) 3:12.202	33 (11.) 3:15.640	29 (15.) 2:51.104	17 (27.) 2:57.847	103	0				0
21	12	Riku TAHKO #Minisuomi	FIN	BMW Mini	27 (17.) 3:11.085	37 (7.) 3:13.243	21 (23.) 2:55.199	11 (30.) DNF	96	0				0
22	38	Mandie AUGUST ALL-INKL.COM Muennich Motorsport	DEU	Audi S3	11 (31.) DNF	42 (3.) 3:11.173	17 (27.) 2:57.378	22 (22.) 2:52.744	92	0				0

Lånke Circuit (1019/1110m)

Published at...	Steward Mrs.Liliane NOTERMANS	Steward Mrs.Cheryl LYNCH	Steward Mrs.Anne KJERSTI LUDVIKSEN	
-----------------	----------------------------------	-----------------------------	---------------------------------------	--

Page 1 of 2

Supercar Euro

SCE - 25

Official results

Pos. No.	Driver Competitor/Entrant	Nat. Car	Q1	Q2	Q3	Q4	Q Sum	Int. Pt.	SF1	SF2	Final	Ch. Pt.
23	102 Tamás KÁRAI Kárai Motorsport Sportegyesület	HUN Audi A1	20 (24.) 3:16.302	25 (19.) 3:17.457	20 (24.) 2:55.471	25 (19.) 2:49.957	90	0				0
24	69 Martin KACZMARSKI Martin Kaczmarski	POL Ford Fiesta	26 (18.) 3:11.680	13 (31.) 3:21.145	24 (20.) 2:52.009	24 (20.) 2:50.587	87	0				0
25	80 Andreas STEFFEN Andreas Steffen	DEU Ford Fiesta	17 (27.) 3:19.172	32 (12.) 3:15.999	18 (26.) 2:56.846	18 (26.) 2:55.211	85	0				0
26	16 Tom-Daniel TÅNEVIK Tom Daniel Tånevik	NOR Volvo C30	19 (25.) 3:16.345	30 (14.) 3:16.648	11 (32.) DNF	21 (23.) 2:52.939	81	0				0
27	95 Andri ÕUN Reinsalu Sport	EST Ford Fiesta	18 (26.) 3:18.836	28 (16.) 3:16.775	15 (29.) 3:00.674	15 (29.) 3:16.463	76	0				0
28	49 "M.D.K" M.D.K	BEL Ford Fiesta	21 (23.) 3:14.675	11 (32.) DNF	22 (22.) 2:54.833	20 (24.) 2:52.940	74	0				0
29	55 Paulius PLESKOVAS Baltijos Sportas Klaipedos m. TSK	LTU Ford Fiesta	16 (28.) 3:21.814	22 (22.) 3:18.513	16 (28.) 2:58.002	16 (28.) 2:58.682	70	0				0
30	32 Tore KRISTOFFERSEN Tore Kristoffersen	NOR Citroën DS3	25 (19.) 3:11.903	20 (24.) 3:18.779	14 (30.) 3:09.015	11 (31.) DNF	70	0				0
31	30 Ole-Kristian TEMTE Ole Kristian Temte	NOR Citroën C4	0 (32.) DNS	14 (30.) 3:20.993	19 (25.) 2:55.888	19 (25.) 2:54.634	52	0				0
32	23 Mart TIKKERBÄR Tikkri Motorsport	EST Ford Fiesta	14 (30.) 3:24.775	16 (28.) 3:19.624	11 (31.) DNF	0 (32.) DNS	41	0				0

Reprimand: #12,92

Lånke Circuit (1019/1110m)

Published at...	Steward Mrs.Liliane NOTERMANS	Steward Mrs.Cheryl LYNCH	Steward Mrs.Anne KJERSTI LUDVIKSEN	
-----------------	----------------------------------	-----------------------------	---------------------------------------	--

Page 2 of 2

Supercar Euro

Provisional Championship standing

Pos.	No.	Driver	Nat.	Car	ESP	PRT	HOC	BEL	GBR	NOR	SWE	CAN	FRA	LVA	DEU	ZAF	Rep.	Pen.	Ch. Pt
1	92	Anton MARKLUND	SWE	Volkswagen Polo	30 1					26 2							1		56
2	4	Robin LARSSON	SWE	Audi A1	16 8					28 1							0		44
3	47	Tamás-Pál KISS	HUN	Peugeot 208	22 2					18 5							0		40
4	24	Tommy RUSTAD	NOR	Peugeot 208	15 9					22 6							1		37
5	90	Thomas BRYNTESSON	NOR	Ford Fiesta	17 7					16 7							0		33
6	53	Alexander HVAAL	NOR	Volkswagen Polo	13 10					17 3							0		30
7	2	Oliver O'DONOVAN	IRL	Ford Fiesta	18 3					4 13							1		22
8	111	Derek TOHILL	IRL	Ford Fiesta	13 5					9 10							0		22
9	74	Jérôme GROSSET-JANIN	FRA	Citröen DS3	8 11					13 8							0		21
10	73	Henning SOLBERG	NOR	Volkswagen Beetle	14 6					6 12							0		20
11	8	Peter HEDSTRÖM	SWE	Volkswagen Polo	0 29					19 4							0		19
12	77	René MUENNICH	DEU	Citröen DS3	17 4					0 19							0		17
13	91	Ola FRÖSHAUG	NOR	Ford Fiesta	4 13					10 9							0		14
14	14	Jere KALLIOKOSKI	FIN	Peugeot 208	2 15					7 11							0		9
15	69	Martin KACZMARSKI	POL	Ford Fiesta	7 12					0 24							1		7
16	12	Riku TAHKO	FIN	BMW Mini	3 14					0 21							1		3
17	70	Knut-Ove BORSETH	NOR	Ford Focus						3 14							0		3
18	19	Magda ANDERSSON	SWE	Volkswagen Polo	0 28					2 15							0		2
19	22	Andréa DUBOURG	FRA	Citröen DS3	1 16					1 16							0		2
20	62	Firmin CADEDDU	FRA	Citröen C4	0 17					0 18							0		0
21	54	Mats ÖHMAN	SWE	Ford Fiesta						0 17							0		0
22	49	"M.D.K"	BEL	Ford Fiesta	0 18					0 28							0		0
23	121	Philippe MALOIGNE	FRA	Peugeot 208	0 19												0		0
24	63	Joachim HVAAL	NOR	Ford Fiesta	0 20					0 20							0		0
25	16	Tom-Daniel TÅNEVIK	NOR	Volvo C30	0 21					0 26							0		0
26	38	Mandie AUGUST	DEU	Audi S3	0 25					0 22							0		0
27	80	Andreas STEFFEN	DEU	Ford Fiesta	0 22					0 25							0		0



**FIA EUROPEAN RALLYCROSS CHAMPIONSHIP //**  
**PRESENTED BY MONSTER ENERGY\_**  
**ROUND 2 // 09-11 JUNE // HELL (NOR)\_**  
**TEAM VERKSTED WORLD RX OF NORWAY**



Supercar Euro

**Provisional Championship standing**

Pos.	No.	Driver	Nat.	Car	ESP	PRT	HOC	BEL	GBR	NOR	SWE	CAN	FRA	LVA	DEU	ZAF	Rep.	Pen.	Ch. Pt
28	102	Tamás KÁRAI	HUN	Audi A1	0					0								0	0
					23					23									
29	83	Patrick GUILLERME	FRA	Peugeot 208	0													0	0
					24														
30	32	Tore KRISTOFFERSEN	NOR	Citröen DS3	0					0								0	0
					26					30									
31	95	Andri ÖUN	EST	Ford Fiesta	0					0								0	0
					27					27									
32	55	Paulius PLESKOVAS	LTU	Ford Fiesta						0								0	0
										29									
33	30	Ole-Kristian TEMTE	NOR	Citröen C4	0					0								0	0
					30					31									
34	23	Mart TIKKERBÄR	EST	Ford Fiesta						0								0	0
										32									



Touringcar

TC - 02

List of starters

No.	Driver	Nat.	Competitor/Entrant	Car	Licence	Competitor Lic.
1	1 Ben-Philip GUNDERSEN	NOR	Ben-Philip Gundersen	Ford Fiesta	IRC30408	AN30408
2	2 David NORDGÅRD	NOR	David Nordgård	Ford Fiesta	IRAC33817	AN33817
3	3 Anders-Nymoen BRATEN	NOR	Anders Nymoen Braten	Ford Fiesta	IRAC39490	AN39490
4	4 Kjetil LARSEN	NOR	Bridgestone Motorsport	Skoda Fabia	IRC28671	570
5	5 Per-Magne RØYRÅS	NOR	Per-Magne Røyrås	Mazda RX8	IRAC24593	AN24593
6	9 Sivert SVARDAL	NOR	Sivert Svardal	Mazda RX8	IHAJ 41440	IHAJ41440
7	11 Steinar STOKKE	NOR	Steinar Stokke	Mazda RX8	IRAC23682	AN23682
8	12 Fredrik R. MAGNUSSEN	NOR	Fredrik R. Magnussen	Ford Fiesta	IRC39878	AN39878
9	15 Camilla ANTONSEN	NOR	Camilla Antonsen	Citröen DS3	IKO17934	AN17932
10	77 Steve VOLDERS	BEL	Trommelke	Ford Fiesta	439765	906038
11	78 Kai-Arne HOMME	NOR	Kai Arne Homme	Ford Focus	IRAC25283	AN25283
12	86 Petter BRAUTEN	NOR	Petter Brauten	Opel Corsa	IRAC32001	AN32001
13	90 Lars-Øivind ENERBERG	NOR	Lars Øivind Enerberg	Ford Fiesta	IRAC37027	AN37027
14	95 Philip GEHRMAN	SWE	Bridgestone Motorsport	Ford Fiesta	199510252811	570

14 drivers

These results are provisional until the conclusion of any judicial and technical inquiries.

Lånke Circuit (1019/1110m)

Published at...	Clerk of the Course Tony Lund TJELLE	Timekeeper Péter MAJOSHÁZI	
-----------------	---	-------------------------------	--

Printed: 6/9/2017 3:20:20 PM

Page 1 of 1

Touringcar

TC - 03

Free Practice 1

Ranking

Pos.	No.	Driver	Competitor/Entrant	Nat.	Car	Best lap	Diff	Laps
1	2	David NORDGÅRD	David Nordgård	NOR	Ford Fiesta	<b>0:42.845</b>		7
2	90	Lars-Øivind ENERBERG	Lars Øivind Enerberg	NOR	Ford Fiesta	<b>0:42.943</b>	0:00.098	11
3	77	Steve VOLDERS	Trommelke	BEL	Ford Fiesta	<b>0:42.958</b>	0:00.113	10
4	3	Anders-Nymoen BRATEN	Anders Nymoen Braten	NOR	Ford Fiesta	<b>0:43.249</b>	0:00.404	9
5	11	Steinar STOKKE	Steinar Stokke	NOR	Mazda RX8	<b>0:43.491</b>	0:00.646	3
6	12	Fredrik R. MAGNUSSEN	Fredrik R. Magnussen	NOR	Ford Fiesta	<b>0:43.656</b>	0:00.811	11
7	9	Sivert SVARDAL	Sivert Svardal	NOR	Mazda RX8	<b>0:43.990</b>	0:01.145	7
8	15	Camilla ANTONSEN	Camilla Antonsen	NOR	Citröen DS3	<b>0:43.996</b>	0:01.151	7
9	1	Ben-Philip GUNDERSEN	Ben-Philip Gundersen	NOR	Ford Fiesta	<b>0:44.010</b>	0:01.165	11
10	86	Petter BRAUTEN	Petter Brauten	NOR	Opel Corsa	<b>0:44.061</b>	0:01.216	6
11	95	Philip GEHRMAN	Bridgestone Motorsport	SWE	Ford Fiesta	<b>0:44.169</b>	0:01.324	6
12	4	Kjetil LARSEN	Bridgestone Motorsport	NOR	Skoda Fabia	<b>0:45.061</b>	0:02.216	8
13	5	Per-Magne RØYRÅS	Per-Magne Røyrås	NOR	Mazda RX8	<b>0:45.439</b>	0:02.594	3
14	78	Kai-Arne HOMME	Kai Arne Homme	NOR	Ford Focus	<b>0:48.597</b>	0:05.752	3

Total:14 Drivers included DNS: 0 ,DNF: 0 , EXC: 0

-  
-  
-

These results are provisional until the conclusion of any judicial and technical inquiries.

Lånke Circuit (1019/1110m)

Published at...	Clerk of the Course Tony Lund TJELLE	Timekeeper Péter MAJOSHÁZI	
-----------------	---	-------------------------------	--

Printed: 6/9/2017 4:48:41 PM

Page 1 of 4



Touringcar

TC - 03

Free Practice 1

Lap Times

1. 2 David NORDGÅRD NOR Ford Fiesta				
Lap	Laptime	Sector 1	Sector 2	Time of day
1.	00:43.669	18.8	24.8	15:52:14.540
2.	00:44.120	18.7	25.3	15:52:58.660
3.	00:43.648	18.6	24.9	15:53:42.308
4.	15:01.029	4:36	24.5	16:08:43.337
5.	00:43.142	18.4	24.7	16:09:26.479
6.	00:42.845	18.1	24.7	16:10:09.324
7.	01:01.815	34.2	27.5	16:11:11.139

2. 90 Lars-Øivind ENERBERG NOR Ford Fiesta				
Lap	Laptime	Sector 1	Sector 2	Time of day
1.	00:48.501	19.8	28.6	15:48:12.375
2.	00:45.664	19.3	26.2	15:48:58.039
3.	00:49.685	23.9	25.7	15:49:47.724
4.	18:44.686	8:19	24.8	16:08:32.410
5.	00:43.129	18.5	24.5	16:09:15.539
6.	00:47.826	23.5	24.2	16:10:03.365
7.	00:43.741	18.6	25.1	16:10:47.106
8.	22:31.775	2:06	24.7	16:33:18.881
9.	00:48.231	23.2	24.9	16:34:07.112
10.	00:43.566	18.3	25.1	16:34:50.678
11.	00:42.943	18.2	24.7	16:35:33.621

3. 77 Steve VOLDERS BEL Ford Fiesta				
Lap	Laptime	Sector 1	Sector 2	Time of day
1.	00:46.308	19.4	26.8	15:47:54.498
2.	00:45.736	19.1	26.6	15:48:40.234
3.	34:11.884	3:46	24.9	16:22:52.118
4.	00:49.013	23.7	25.2	16:23:41.131
5.	00:44.478	18.3	26.0	16:24:25.609
6.	00:43.967	18.3	25.6	16:25:09.576
7.	08:04.944	7:39	25.3	16:33:14.520
8.	00:43.557	18.3	25.1	16:33:58.077
9.	00:42.958	18.0	24.8	16:34:41.035
10.	00:43.502	18.2	25.2	16:35:24.537

4. 3 Anders-Nymoen BRATEN NOR Ford Fiesta				
Lap	Laptime	Sector 1	Sector 2	Time of day
1.	00:44.379	19.0	25.2	15:52:19.805
2.	00:43.677	18.7	24.8	15:53:03.482
3.	00:43.325	18.7	24.5	15:53:46.807
4.	15:12.223	4:47	24.7	16:08:59.030
5.	00:48.310	23.2	25.0	16:09:47.340
6.	00:43.347	18.4	24.8	16:10:30.687
7.	00:43.249	18.5	24.7	16:11:13.936
8.	12:00.332	1:35	24.9	16:23:14.268
9.	00:43.311	18.3	24.9	16:23:57.579

5. 11 Steinar STOKKE NOR Mazda RX8				
------------------------------------	--	--	--	--

These results are provisional until the conclusion of any judicial and technical inquiries.

Lånke Circuit (1019/1110m)

Published at...	Clerk of the Course Tony Lund TJELLE	Timekeeper Péter MAJOSHÁZI	
-----------------	---	-------------------------------	--

Touringcar

TC - 03

Free Practice 1

Lap	Laptime	Sector 1	Sector 2	Time of day
1.	00:43.491	19.0	24.4	15:52:26.322
2.	00:43.629	19.1	24.5	15:53:09.951
3.	00:43.513	18.4	25.0	15:53:53.464

**6. 12 Fredrik R. MAGNUSSEN NOR Ford Fiesta**

Lap	Laptime	Sector 1	Sector 2	Time of day
1.	00:43.923	19.0	24.8	15:52:10.149
2.	00:43.883	18.7	25.0	15:52:54.032
3.	00:43.697	18.6	25.0	15:53:37.729
4.	15:01.116	4:36	24.8	16:08:38.845
5.	00:48.668	23.5	25.0	16:09:27.513
6.	00:43.669	18.7	24.9	16:10:11.182
7.	00:44.180	18.8	25.3	16:10:55.362
8.	22:22.349	1:57	24.9	16:33:17.711
9.	00:43.656	18.7	24.9	16:34:01.367
10.	00:44.334	19.1	25.2	16:34:45.701
11.	00:43.679	18.6	25.0	16:35:29.380

**7. 9 Sivert SVARDAL NOR Mazda RX8**

Lap	Laptime	Sector 1	Sector 2	Time of day
1.	00:49.065	23.8	25.2	15:52:24.010
2.	00:44.013	18.8	25.1	15:53:08.023
3.	00:49.090	23.8	25.2	15:53:57.113
4.	29:08.215	8:43	25.0	16:23:05.328
5.	00:44.420	18.7	25.6	16:23:49.748
6.	00:43.990	18.6	25.3	16:24:33.738
7.	00:44.402	18.6	25.7	16:25:18.140

**8. 15 Camilla ANTONSEN NOR Citroën DS3**

Lap	Laptime	Sector 1	Sector 2	Time of day
1.	00:46.718	19.4	27.3	15:48:07.454
2.	00:51.969	25.3	26.6	15:48:59.423
3.	00:45.266	19.5	25.7	15:49:44.689
4.	18:43.102	8:17	25.3	16:08:27.791
5.	00:45.137	19.5	25.5	16:09:12.928
6.	00:43.996	18.8	25.1	16:09:56.924
7.	00:44.741	19.1	25.5	16:10:41.665

**9. 1 Ben-Philip GUNDERSEN NOR Ford Fiesta**

Lap	Laptime	Sector 1	Sector 2	Time of day
1.	00:44.305	19.0	25.2	15:52:32.169
2.	00:44.010	18.9	25.0	15:53:16.179
3.	00:48.987	23.7	25.2	15:54:05.166
4.	28:52.197	8:26	25.5	16:22:57.363
5.	00:44.772	19.1	25.6	16:23:42.135
6.	00:48.721	23.5	25.1	16:24:30.856
7.	00:44.142	18.7	25.4	16:25:14.998
8.	17:10.983	6:45	25.6	16:42:25.981
9.	00:44.107	18.7	25.3	16:43:10.088
10.	00:44.242	18.8	25.3	16:43:54.330

These results are provisional until the conclusion of any judicial and technical inquiries.

Lånke Circuit (1019/1110m)

Published at...	Clerk of the Course	Timekeeper	
	Tony Lund TJELLE	Péter MAJOSHÁZI	

Touringcar

TC - 03

Free Practice 1

11.	00:44.486	18.6	25.8	16:44:38.816
<b>10.</b>	<b>86 Petter BRAUTEN</b>	<b>NOR</b>	<b>Opel Corsa</b>	
Lap	Laptime	Sector 1	Sector 2	Time of day
1.	00:45.738	19.4	26.3	15:47:36.159
2.	00:49.884	24.1	25.7	15:48:26.043
3.	00:45.604	19.2	26.3	15:49:11.647
4.	34:04.972	3:39	25.3	16:23:16.619
5.	00:50.270	24.1	26.1	16:24:06.889
6.	00:44.061	18.6	25.4	16:24:50.950
<b>11.</b>	<b>95 Philip GEHRMAN</b>	<b>SWE</b>	<b>Ford Fiesta</b>	
Lap	Laptime	Sector 1	Sector 2	Time of day
1.	00:45.224	19.2	26.0	15:47:46.775
2.	00:45.012	19.2	25.7	15:48:31.787
3.	00:44.169	18.9	25.2	15:49:15.956
4.	19:30.723	9:04	25.9	16:08:46.679
5.	00:50.134	18.4	31.6	16:09:36.813
6.	00:44.502	18.7	25.7	16:10:21.315
<b>12.</b>	<b>4 Kjetil LARSEN</b>	<b>NOR</b>	<b>Skoda Fabia</b>	
Lap	Laptime	Sector 1	Sector 2	Time of day
1.	00:51.284	19.4	31.8	15:48:09.017
2.	00:45.729	19.7	25.9	15:48:54.746
3.	00:45.061	19.6	25.3	15:49:39.807
4.	18:39.461	8:13	25.8	16:08:19.268
5.	00:46.027	20.5	25.4	16:09:05.295
6.	00:49.693	23.9	25.7	16:09:54.988
7.	00:50.361	24.7	25.6	16:10:45.349
8.	12:26.000	2:00	25.8	16:23:11.349
<b>13.</b>	<b>5 Per-Magne RØYRÅS</b>	<b>NOR</b>	<b>Mazda RX8</b>	
Lap	Laptime	Sector 1	Sector 2	Time of day
1.	00:51.097	24.5	26.5	15:48:10.092
2.	00:54.784	19.4	35.3	15:49:04.876
3.	00:45.439	19.4	25.9	15:49:50.315
<b>14.</b>	<b>78 Kai-Arne HOMME</b>	<b>NOR</b>	<b>Ford Focus</b>	
Lap	Laptime	Sector 1	Sector 2	Time of day
1.	00:48.969	00.0	00.0	15:52:45.404
2.	00:48.630	00.0	00.0	15:53:34.034
3.	00:48.597	00.0	00.0	15:54:22.631

These results are provisional until the conclusion of any judicial and technical inquiries.

Lånke Circuit (1019/1110m)

Published at...	Clerk of the Course Tony Lund TJELLE	Timekeeper Péter MAJOSHÁZI	
-----------------	---	-------------------------------	--

Touringcar

TC - 01

Provisional Grid Sheet for Q 1 by the draw (Right Pole)

P5	P4	P3	P2	POLE
<b>Race 1</b>				
	2	12	86	11
<b>Race 2</b>				
78	5	95	1	15
<b>Race 3</b>				
3	9	90	77	4

R1

R2

R3

11 Steinar STOKKE NOR  
 86 Petter BRAUTEN NOR  
 12 Fredrik R. MAGNUSSEN NOR  
 2 David NORDGÅRD NOR

15 Camilla ANTONSEN NOR  
 1 Ben-Philip GUNDERSEN NOR  
 95 Philip GEHRMAN SWE  
 5 Per-Magne RØYRÅS NOR  
 78 Kai-Arne HOMME NOR

4 Kjetil LARSEN NOR  
 77 Steve VOLDERS BEL  
 90 Lars-Øivind ENERBERG NOR  
 9 Sivert SVARDAL NOR  
 3 Anders-Nymoen BRATEN NOR

These results are provisional until the conclusion of any judicial and technical inquiries.

Lånke Circuit (1019/1110m)

Published at...	Clerk of the Course Tony Lund TJELLE	Timekeeper Péter MAJOSHÁZI	
-----------------	---	-------------------------------	--

Printed: 6/9/2017 2:21:37 PM

Page 1 of 1

Touringcar

TC - 04

Result of Q 1

Pos.	No.	Driver Competitor/Entrant	Nat./Car	Total Tm Laps/Jok/Race	Gap Penalty	Lap0	Lap1 S1   S2	Lap2 S1   S2	Lap3 S1   S2	Lap4 S1   S2	Pts.
1	90	Lars-Øivind ENERBERG Lars Øivind Enerberg	NOR Ford Fiesta	3:03.055 4/1 R3	-		0:47.112 22.3   24.7	0:43.225 18.4   24.7	0:43.196 18.4   24.7	0:49.522 24.3   25.2	50
2	11	Steinar STOKKE Steinar Stokke	NOR Mazda RX8	3:03.614 4/1 R1	0:00.559 -		0:47.517 22.4   25.0	0:43.770 18.5   25.1	0:43.575 18.6   24.9	0:48.752 23.7   25.0	45
3	3	Anders-Nymoen BRATEN Anders Nymoen Braten	NOR Ford Fiesta	3:04.612 4/1 R3	0:01.557 -		0:52.886 27.6   25.1	0:43.627 18.5   25.1	0:44.482 18.5   25.9	0:43.617 18.5   25.0	42
4	1	Ben-Philip GUNDERSEN Ben-Philip Gundersen	NOR Ford Fiesta	3:04.947 4/1 R2	0:01.892 -		0:48.030 22.6   25.3	0:43.915 18.5   25.3	0:43.986 18.5   25.4	0:49.016 23.7   25.2	40
5	2	David NORDGÅRD David Nordgård	NOR Ford Fiesta	3:05.423 4/1 R1	0:02.368 -		0:52.750 27.2   25.5	0:44.269 18.7   25.5	0:44.256 18.7   25.5	0:44.148 18.5   25.6	39
6	12	Fredrik R. MAGNUSSEN Fredrik R. Magnussen	NOR Ford Fiesta	3:05.961 4/1 R1	0:02.906 -		0:53.584 27.7   25.8	0:44.253 19.0   25.2	0:44.068 18.7   25.2	0:44.056 18.6   25.3	38
7	77	Steve VOLDERS Trommelke	BEL Ford Fiesta	3:06.777 4/1 R3	0:03.722 -		0:53.766 28.2   25.4	0:43.613 18.4   25.1	0:45.205 18.4   26.7	0:44.193 18.4   25.7	37
8	86	Petter BRAUTEN Petter Brauten	NOR Opel Corsa	3:08.856 4/1 R1	0:05.801 -		0:49.163 23.3   25.7	0:50.343 24.1   26.1	0:45.046 19.4   25.6	0:44.304 18.8   25.4	36
9	15	Camilla ANTONSEN Camilla Antonsen	NOR Citroën DS3	3:08.922 4/1 R2	0:05.867 -		0:49.154 23.5   25.6	0:44.489 18.9   25.4	0:50.109 24.2   25.8	0:45.170 19.2   25.9	35
10	95	Philip GEHRMAN Bridgestone Motorsport	SWE Ford Fiesta	3:10.595 4/1 R2	0:07.540 -		0:54.037 28.0   25.9	0:45.058 19.1   25.9	0:45.760 19.7   25.9	0:45.740 19.6   26.0	34
11	4	Kjetil LARSEN Bridgestone Motorsport	NOR Skoda Fabia	3:11.649 4/1 R3	0:08.594 -		0:49.475 23.3   26.1	0:44.273 18.8   25.4	0:48.214 18.8   29.3	0:49.687 24.3   25.3	33
12	9	Sivert SVARDAL Sivert Svardal	NOR Mazda RX8	3:12.968 4/2 R3	0:09.913 -		0:48.983 23.5   25.4	0:49.489 23.9   25.5	0:50.015 24.0   25.9	0:44.481 18.8   25.6	32
13	5	Per-Magne RØYRÅS Per-Magne Røyrås	NOR Mazda RX8	3:13.493 4/1 R2	0:10.438 -		0:53.565 27.8   25.7	0:45.338 19.3   25.9	0:45.534 19.3   26.1	0:49.056 19.9   29.1	31
14	78	Kai-Arne HOMME Kai Arne Homme	NOR Ford Focus	3:22.101 4/1 R2	0:19.046 -		0:58.279 29.9   28.2	0:48.107 20.4   27.6	0:47.752 20.2   27.4	0:47.963 20.1   27.7	30

#9 False start

These results are provisional until the conclusion of any judicial and technical inquiries.

Lånke Circuit (1019/1110m)

Published at...	Clerk of the Course Tony Lund TJELLE		Timekeeper Péter MAJOSHÁZI		
-----------------	---	--	-------------------------------	--	--

Printed: 6/9/2017 5:21:42 PM

Page 1 of 1

Touringcar

TC - 05

Warm-up

Ranking

Pos.	No.	Driver	Competitor/Entrant	Nat.	Car	Best lap	Diff	Laps
1	90	Lars-Øivind ENERBERG	Lars Øivind Enerberg	NOR	Ford Fiesta	<b>0:48.344</b>		1
2	2	David NORDGÅRD	David Nordgård	NOR	Ford Fiesta	<b>0:48.497</b>	0:00.153	1
3	3	Anders-Nymoen BRATEN	Anders Nymoen Braten	NOR	Ford Fiesta	<b>0:48.509</b>	0:00.165	1
4	1	Ben-Philip GUNDERSEN	Ben-Philip Gundersen	NOR	Ford Fiesta	<b>0:48.782</b>	0:00.438	1
5	95	Philip GEHRMAN	Bridgestone Motorsport	SWE	Ford Fiesta	<b>0:48.896</b>	0:00.552	1
6	4	Kjetil LARSEN	Bridgestone Motorsport	NOR	Skoda Fabia	<b>0:49.001</b>	0:00.657	1
7	12	Fredrik R. MAGNUSSEN	Fredrik R. Magnussen	NOR	Ford Fiesta	<b>0:49.263</b>	0:00.919	1
8	11	Steinar STOKKE	Steinar Stokke	NOR	Mazda RX8	<b>0:49.326</b>	0:00.982	1
9	9	Sivert SVARDAL	Sivert Svardal	NOR	Mazda RX8	<b>0:49.615</b>	0:01.271	1
10	5	Per-Magne RØYRÅS	Per-Magne Røyrås	NOR	Mazda RX8	<b>0:49.937</b>	0:01.593	1
11	15	Camilla ANTONSEN	Camilla Antonsen	NOR	Citröen DS3	<b>0:50.164</b>	0:01.820	1
12	77	Steve VOLDERS	Trommelke	BEL	Ford Fiesta	<b>0:50.377</b>	0:02.033	1
13	86	Petter BRAUTEN	Petter Brauten	NOR	Opel Corsa	<b>0:54.447</b>	0:06.103	1
DNS	78	Kai-Arne HOMME	Kai Arne Homme	NOR	Ford Focus	-	-	0

Total:14 Drivers included DNS: 1 ,DNF: 0 , EXC: 0

These results are provisional until the conclusion of any judicial and technical inquiries.

Lånke Circuit (1019/1110m)

Published at...	Clerk of the Course Tony Lund TJELLE	Timekeeper Péter MAJOSHÁZI	
-----------------	---	-------------------------------	--

Printed: 6/10/2017 9:32:07 AM

Page 1 of 3

Touringcar

TC - 05

Warm-up

Lap Times

<b>1.</b>	<b>90 Lars-Øivind ENERBERG</b>	<b>NOR</b>	<b>Ford Fiesta</b>		
Lap	Laptime	Sector 1	Sector 2	Time of day	
1.	00:48.344	20.6	27.7	09:10:34.382	
<b>2.</b>	<b>2 David NORDGÅRD</b>	<b>NOR</b>	<b>Ford Fiesta</b>		
Lap	Laptime	Sector 1	Sector 2	Time of day	
1.	00:48.497	20.6	27.8	09:07:57.001	
<b>3.</b>	<b>3 Anders-Nymoen BRATEN</b>	<b>NOR</b>	<b>Ford Fiesta</b>		
Lap	Laptime	Sector 1	Sector 2	Time of day	
1.	00:48.509	20.7	27.7	09:07:51.236	
<b>4.</b>	<b>1 Ben-Philip GUNDERSEN</b>	<b>NOR</b>	<b>Ford Fiesta</b>		
Lap	Laptime	Sector 1	Sector 2	Time of day	
1.	00:48.782	20.7	27.9	09:08:01.710	
<b>5.</b>	<b>95 Philip GEHRMAN</b>	<b>SWE</b>	<b>Ford Fiesta</b>		
Lap	Laptime	Sector 1	Sector 2	Time of day	
1.	00:48.896	21.0	27.8	09:07:41.082	
<b>6.</b>	<b>4 Kjetil LARSEN</b>	<b>NOR</b>	<b>Skoda Fabia</b>		
Lap	Laptime	Sector 1	Sector 2	Time of day	
1.	00:49.001	21.2	27.7	09:10:42.579	
<b>7.</b>	<b>12 Fredrik R. MAGNUSSEN</b>	<b>NOR</b>	<b>Ford Fiesta</b>		
Lap	Laptime	Sector 1	Sector 2	Time of day	
1.	00:49.263	21.1	28.0	09:13:52.389	
<b>8.</b>	<b>11 Steinar STOKKE</b>	<b>NOR</b>	<b>Mazda RX8</b>		
Lap	Laptime	Sector 1	Sector 2	Time of day	
1.	00:49.326	20.8	28.4	09:08:08.597	
<b>9.</b>	<b>9 Sivert SVARDAL</b>	<b>NOR</b>	<b>Mazda RX8</b>		
Lap	Laptime	Sector 1	Sector 2	Time of day	
1.	00:49.615	21.2	28.3	09:11:12.706	
<b>10.</b>	<b>5 Per-Magne RØYRÅS</b>	<b>NOR</b>	<b>Mazda RX8</b>		
Lap	Laptime	Sector 1	Sector 2	Time of day	
1.	00:49.937	22.0	27.8	09:13:44.014	
<b>11.</b>	<b>15 Camilla ANTONSEN</b>	<b>NOR</b>	<b>Citröen DS3</b>		
Lap	Laptime	Sector 1	Sector 2	Time of day	
1.	00:50.164	21.4	28.7	09:13:36.763	
<b>12.</b>	<b>77 Steve VOLDERS</b>	<b>BEL</b>	<b>Ford Fiesta</b>		
Lap	Laptime	Sector 1	Sector 2	Time of day	
1.	00:50.377	21.7	28.6	09:07:49.050	
<b>13.</b>	<b>86 Petter BRAUTEN</b>	<b>NOR</b>	<b>Opel Corsa</b>		
Lap	Laptime	Sector 1	Sector 2	Time of day	
1.	00:54.447	25.5	28.8	09:11:18.515	

These results are provisional until the conclusion of any judicial and technical inquiries.

Lånke Circuit (1019/1110m)

Published at...	Clerk of the Course Tony Lund TJELLE	Timekeeper Péter MAJOSHÁZI	
-----------------	---	-------------------------------	--

Printed: 6/10/2017 9:32:07 AM

Page 2 of 3

Touringcar

TC - 06

Provisional Grid Sheet for Q 2 (Right Pole)

P5	P4	P3	P2	POLE
Race 1				
	78	5	9	4
Race 2				
95	15	86	77	12
Race 3				
2	1	3	11	90

R1

R2

R3

4	Kjetil LARSEN	NOR
9	Sivert SVARDAL	NOR
5	Per-Magne RØYRÅS	NOR
78	Kai-Arne HOMME	NOR
12	Fredrik R. MAGNUSSEN	NOR
77	Steve VOLDERS	BEL
86	Petter BRAUTEN	NOR
15	Camilla ANTONSEN	NOR
95	Philip GEHRMAN	SWE
90	Lars-Øivind ENERBERG	NOR
11	Steinar STOKKE	NOR
3	Anders-Nymoen BRATEN	NOR
1	Ben-Philip GUNDERSEN	NOR
2	David NORDGÅRD	NOR

These results are provisional until the conclusion of any judicial and technical inquiries.

Lånke Circuit (1019/1110m)

Published at...	Clerk of the Course Tony Lund TJELLE	Timekeeper Péter MAJOSHÁZI	
-----------------	---	-------------------------------	--

Printed: 6/10/2017 9:44:59 AM

Page 1 of 1



Touringcar

TC - 07

Result of Q 2

Pos.	No.	Driver Competitor/Entrant	Nat./Car	Total Tm Laps/Jok/Race	Gap Penalty	Lap0	Lap1 S1   S2	Lap2 S1   S2	Lap3 S1   S2	Lap4 S1   S2	Pts.
1	90	Lars-Øivind ENERBERG Lars Øivind Enerberg	NOR Ford Fiesta	3:16.642 4/1 R3	-		0:52.669 25.2   27.4	0:46.802 20.0   26.7	0:50.579 24.4   26.1	0:46.592 20.2   26.3	50
2	12	Fredrik R. MAGNUSSEN Fredrik R. Magnussen	NOR Ford Fiesta	3:16.771 4/1 R2	0:00.129 -		0:56.646 29.4   27.2	0:46.898 20.1   26.7	0:46.333 19.8   26.4	0:46.894 20.4   26.4	45
3	1	Ben-Philip GUNDERSEN Ben-Philip Gundersen	NOR Ford Fiesta	3:17.810 4/1 R3	0:01.168 -		0:57.023 29.7   27.2	0:46.860 20.0   26.7	0:46.949 20.2   26.6	0:46.978 20.2   26.7	42
4	95	Philip GEHRMAN Bridgestone Motorsport	SWE Ford Fiesta	3:19.221 4/1 R2	0:02.579 -		0:52.113 25.3   26.7	0:47.718 20.9   26.7	0:47.874 21.3   26.5	0:51.516 24.5   27.0	40
5	2	David NORDGÅRD David Nordgård	NOR Ford Fiesta	3:22.396 4/1 R3	0:05.754 -		0:53.105 25.6   27.4	0:48.034 20.5   27.4	0:48.508 20.3   28.1	0:52.749 25.8   26.8	39
6	77	Steve VOLDERS Trommelke	BEL Ford Fiesta	3:22.707 4/1 R2	0:06.065 -		0:58.718 31.0   27.6	0:49.401 20.8   28.5	0:47.082 20.3   26.7	0:47.506 20.6   26.8	38
7	11	Steinar STOKKE Steinar Stokke	NOR Mazda RX8	3:23.106 4/1 R3	0:06.464 -		0:53.898 26.1   27.7	0:47.914 20.4   27.4	0:52.378 25.8   26.5	0:48.916 20.6   28.2	37
8	4	Kjetil LARSEN Bridgestone Motorsport	NOR Skoda Fabia	3:23.306 4/1 R1	0:06.664 -		0:53.510 25.3   28.1	0:48.396 20.7   27.6	0:53.134 25.7   27.4	0:48.266 21.0   27.1	36
9	3	Anders-Nymoen BRATEN Anders Nymoen Braten	NOR Ford Fiesta	3:23.386 4/1 R3	0:06.744 -		1:00.723 32.4   28.2	0:46.753 20.2   26.4	0:47.294 20.2   27.0	0:48.616 21.0   27.6	35
10	5	Per-Magne RØYRÅS Per-Magne Røyrås	NOR Mazda RX8	3:24.818 4/1 R1	0:08.176 -		0:58.255 30.9   27.3	0:48.936 21.1   27.8	0:48.880 21.4   27.4	0:48.747 21.3   27.4	34
11	9	Sivert SVARDAL Sivert Svardal	NOR Mazda RX8	3:26.397 4/1 R1	0:09.755 -		0:58.039 29.6   28.3	0:49.835 21.8   27.9	0:48.970 20.9   28.0	0:49.553 21.2   28.3	33
12	15	Camilla ANTONSEN Camilla Antonsen	NOR Citroën DS3	3:27.966 4/1 R2	0:11.324 -		1:00.133 31.7   28.3	0:49.717 21.1   28.5	0:49.113 20.9   28.1	0:49.003 21.0   27.9	32
13	78	Kai-Arne HOMME Kai Arne Homme	NOR Ford Focus	3:42.921 4/1 R1	0:26.279 -		0:58.290 27.7   30.5	0:59.919 28.2   31.6	0:53.218 22.7   30.4	0:51.494 22.3   29.1	31
DNF	86	Petter BRAUTEN Petter Brauten	NOR Opel Corsa	- 1/0 R2	+3 LAP -		0:54.056 25.8   28.1				29

These results are provisional until the conclusion of any judicial and technical inquiries.

Lånke Circuit (1019/1110m)

Published at...	Clerk of the Course Tony Lund TJELLE		Timekeeper Péter MAJOSHÁZI		
-----------------	---	--	-------------------------------	--	--

Printed: 6/10/2017 11:28:56 AM

Page 1 of 1

Touringcar

TC - 08

Result after Q 2

Pos.	No.	Driver Competitor/Entrant	Nat. Car Ch.	Q1	Q2	Q3	Q4	Q Sum	Int. Pt.	SF1	SF2	Final	Ch. Pt.	Ch Sum
1	90	Lars-Øivind ENERBERG Lars Øivind Enerberg	NOR Ford Fiesta	50 (1.) 3:03.055	50 (1.) 3:16.642			100						
2	12	Fredrik R. MAGNUSSEN Fredrik R. Magnussen	NOR Ford Fiesta	38 (6.) 3:05.961	45 (2.) 3:16.771			83						
3	1	Ben-Philip GUNDERSEN Ben-Philip Gundersen	NOR Ford Fiesta	40 (4.) 3:04.947	42 (3.) 3:17.810			82						
4	11	Steinar STOKKE Steinar Stokke	NOR Mazda RX8	45 (2.) 3:03.614	37 (7.) 3:23.106			82						
5	2	David NORDGÅRD David Nordgård	NOR Ford Fiesta	39 (5.) 3:05.423	39 (5.) 3:22.396			78						
6	3	Anders-Nymoen BRATEN Anders Nymoen Braten	NOR Ford Fiesta	42 (3.) 3:04.612	35 (9.) 3:23.386			77						
7	77	Steve VOLDERS Trommelke	BEL Ford Fiesta	37 (7.) 3:06.777	38 (6.) 3:22.707			75						
8	95	Philip GEHRMAN Bridgestone Motorsport	SWE Ford Fiesta	34 (10.) 3:10.595	40 (4.) 3:19.221			74						
9	4	Kjetil LARSEN Bridgestone Motorsport	NOR Skoda Fabia	33 (11.) 3:11.649	36 (8.) 3:23.306			69						
10	15	Camilla ANTONSEN Camilla Antonsen	NOR Citroën DS3	35 (9.) 3:08.922	32 (12.) 3:27.966			67						
11	5	Per-Magne RØYRÅS Per-Magne Røyrås	NOR Mazda RX8	31 (13.) 3:13.493	34 (10.) 3:24.818			65						
12	9	Sivert SVARDAL Sivert Svardal	NOR Mazda RX8	32 (12.) 3:12.968	33 (11.) 3:26.397			65						
13	86	Petter BRAUTEN Petter Brauten	NOR Opel Corsa	36 (8.) 3:08.856	29 (14.) DNF			65						
14	78	Kai-Arne HOMME Kai Arne Homme	NOR Ford Focus	30 (14.) 3:22.101	31 (13.) 3:42.921			61						

14 drivers

These results are provisional until the conclusion of any judicial and technical inquiries.

Lånke Circuit (1019/1110m)

Published at...	Clerk of the Course Tony Lund TJELLE		Timekeeper Péter MAJOSHÁZI		
-----------------	---	--	-------------------------------	--	--

Printed: 6/10/2017 11:30:34 AM

Page 1 of 1

Touringcar

TC - 09

Provisional Grid Sheet for Q 3 (Right Pole)

#86 Non starter

P5	P4	P3	P2	POLE
Race 1				
		78	15	9
Race 2				
5	3	4	11	77
Race 3				
2	95	1	12	90

R1

9 Sivert SVARDAL NOR  
 15 Camilla ANTONSEN NOR  
 78 Kai-Arne HOMME NOR

R2

77 Steve VOLDERS BEL  
 11 Steinar STOKKE NOR  
 4 Kjetil LARSEN NOR  
 3 Anders-Nymoen BRATEN NOR  
 5 Per-Magne RØYRÅS NOR

R3

90 Lars-Øivind ENERBERG NOR  
 12 Fredrik R. MAGNUSSEN NOR  
 1 Ben-Philip GUNDERSEN NOR  
 95 Philip GEHRMAN SWE  
 2 David NORDGÅRD NOR

These results are provisional until the conclusion of any judicial and technical inquiries.

Lånke Circuit (1019/1110m)

Published at...	Clerk of the Course Tony Lund TJELLE	Timekeeper Péter MAJOSHÁZI	
-----------------	---	-------------------------------	--

Touringcar

TC - 15

Result of Q 3

Modified

Pos.	No.	Driver Competitor/Entrant	Nat./Car	Total Tm Laps/Jok/Race	Gap Penalty	Lap0	Lap1 S1   S2	Lap2 S1   S2	Lap3 S1   S2	Lap4 S1   S2	Pts.
1	90	Lars-Øivind ENERBERG Lars Øivind Enerberg	NOR Ford Fiesta	3:14.084 4/1 R3	-		0:55.073 29.3   25.7	0:46.420 20.5   25.9	0:46.404 19.8   26.6	0:46.187 19.8   26.3	50
2	95	Philip GEHRMAN Bridgestone Motorsport	SWE Ford Fiesta	3:15.746 4/1 R3	0:01.662 -		0:51.142 24.5   26.5	0:46.329 19.9   26.3	0:51.474 24.6   26.8	0:46.801 20.1   26.6	45
3	12	Fredrik R. MAGNUSSEN Fredrik R. Magnussen	NOR Ford Fiesta	3:17.840 4/1 R3	0:03.756 -		0:57.413 30.3   27.0	0:46.450 20.1   26.3	0:47.024 20.3   26.6	0:46.953 20.5   26.4	42
4	1	Ben-Philip GUNDERSEN Ben-Philip Gundersen	NOR Ford Fiesta	3:18.361 4/1 R3	0:04.277 -		0:51.499 25.0   26.4	0:52.362 24.8   27.4	0:47.212 20.8   26.4	0:47.288 20.6   26.6	40
5	11	Steinar STOKKE Steinar Stokke	NOR Mazda RX8	3:18.551 4/1 R2	0:04.467 -		0:51.625 25.0   26.5	0:48.354 20.2   28.1	0:46.890 20.2   26.6	0:51.682 24.5   27.1	39
6	4	Kjetil LARSEN Bridgestone Motorsport	NOR Skoda Fabia	3:20.654 4/1 R2	0:06.570 -		0:56.521 29.9   26.5	0:47.231 20.6   26.5	0:49.359 20.3   28.9	0:47.543 20.4   27.0	38
7	9	Sivert SVARDAL Sivert Svardal	NOR Mazda RX8	3:20.766 4/1 R1	0:06.682 -		0:52.974 25.5   27.4	0:46.934 20.1   26.7	0:48.196 20.6   27.5	0:52.662 25.0   27.5	37
8	2	David NORDGÅRD David Nordgård	NOR Ford Fiesta	3:21.510 4/1 R3	0:07.426 -		0:57.780 29.9   27.8	0:47.894 20.9   26.9	0:47.152 20.3   26.8	0:48.684 21.0   27.6	36
9	5	Per-Magne RØYRÅS Per-Magne Røyrås	NOR Mazda RX8	3:22.373 4/1 R2	0:08.289 -		0:58.333 31.4   26.9	0:47.334 20.5   26.8	0:47.823 20.1   27.6	0:48.883 21.2   27.6	35
10	15	Camilla ANTONSEN Camilla Antonsen	NOR Citröen DS3	3:23.579 4/1 R1	0:09.495 -		0:59.442 31.2   28.1	0:48.360 20.3   27.9	0:48.330 20.4   27.8	0:47.447 20.2   27.1	34
11	3	Anders-Nymoen BRATEN Anders Nymoen Braten	NOR Ford Fiesta	3:24.496 4/1 R2	0:10.412 0:05.000		0:57.110 30.5   26.5	0:47.160 21.1   26.0	0:47.281 20.0   27.2	0:47.945 20.6   27.2	33
12	77	Steve VOLDERS Trommelke	BEL Ford Fiesta	3:36.940 4/2 R2	0:22.856 -		0:52.596 25.6   26.9	0:53.875 26.8   27.0	1:03.994 25.5   38.4	0:46.475 20.0   26.4	32
13	78	Kai-Arne HOMME Kai Arne Homme	NOR Ford Focus	3:39.476 4/1 R1	0:25.392 -		1:01.435 32.7   28.6	0:50.358 20.9   29.3	0:51.152 21.5   29.6	0:56.531 27.2   29.3	31
DNS	86	Petter BRAUTEN Petter Brauten	NOR Opel Corsa	- 0/0 R	-						0

#3 +5sec Stewards decision Nr.7.

These results are provisional until the conclusion of any judicial and technical inquiries.

Lånke Circuit (1019/1110m)

Published at...	Clerk of the Course Tony Lund TJELLE		Timekeeper Péter MAJOSHÁZI		
-----------------	---	--	-------------------------------	--	--

Printed: 6/10/2017 5:19:33 PM

Page 1 of 1

Touringcar

TC - 11




Result after Q 3

Pos.	No.	Driver Competitor/Entrant	Nat. Car Ch.	Q1	Q2	Q3	Q4	Q Sum	Int. Pt.	SF1	SF2	Final	Ch. Pt.	Ch Sum
1	90	Lars-Øivind ENERBERG Lars Øivind Enerberg	NOR Ford Fiesta	50 (1.) 3:03.055	50 (1.) 3:16.642	50 (1.) 3:14.084		150						
2	12	Fredrik R. MAGNUSSEN Fredrik R. Magnussen	NOR Ford Fiesta	38 (6.) 3:05.961	45 (2.) 3:16.771	42 (3.) 3:17.840		125						
3	1	Ben-Philip GUNDERSEN Ben-Philip Gundersen	NOR Ford Fiesta	40 (4.) 3:04.947	42 (3.) 3:17.810	40 (4.) 3:18.361		122						
4	11	Steinar STOKKE Steinar Stokke	NOR Mazda RX8	45 (2.) 3:03.614	37 (7.) 3:23.106	39 (5.) 3:18.551		121						
5	95	Philip GEHRMAN Bridgestone Motorsport	SWE Ford Fiesta	34 (10.) 3:10.595	40 (4.) 3:19.221	45 (2.) 3:15.746		119						
6	3	Anders-Nymoen BRATEN Anders Nymoen Braten	NOR Ford Fiesta	42 (3.) 3:04.612	35 (9.) 3:23.386	38 (6.) 3:19.496		115						
7	2	David NORDGÅRD David Nordgård	NOR Ford Fiesta	39 (5.) 3:05.423	39 (5.) 3:22.396	35 (9.) 3:21.510		113						
8	77	Steve VOLDERS Trommelke	BEL Ford Fiesta	37 (7.) 3:06.777	38 (6.) 3:22.707	32 (12.) 3:36.940		107						
9	4	Kjetil LARSEN Bridgestone Motorsport	NOR Skoda Fabia	33 (11.) 3:11.649	36 (8.) 3:23.306	37 (7.) 3:20.654		106						
10	9	Sivert SVARDAL Sivert Svardal	NOR Mazda RX8	32 (12.) 3:12.968	33 (11.) 3:26.397	36 (8.) 3:20.766		101						
11	15	Camilla ANTONSEN Camilla Antonsen	NOR Citroën DS3	35 (9.) 3:08.922	32 (12.) 3:27.966	33 (11.) 3:23.579		100						
12	5	Per-Magne RØYRÅS Per-Magne Røyrås	NOR Mazda RX8	31 (13.) 3:13.493	34 (10.) 3:24.818	34 (10.) 3:22.373		99						
13	78	Kai-Arne HOMME Kai Arne Homme	NOR Ford Focus	30 (14.) 3:22.101	31 (13.) 3:42.921	31 (13.) 3:39.476		92						
14	86	Petter BRAUTEN Petter Brauten	NOR Opel Corsa	36 (8.) 3:08.856	29 (14.) DNF	0 (14.) DNS		65						

14 drivers

These results are provisional until the conclusion of any judicial and technical inquiries.

Lånke Circuit (1019/1110m)

Published at...	Clerk of the Course Tony Lund TJELLE		Timekeeper Péter MAJOSHÁZI		
-----------------	---	---	-------------------------------	---	---

Printed: 6/10/2017 2:57:32 PM

Page 1 of 1



FIA EUROPEAN RALLYCROSS CHAMPIONSHIP //  
 PRESENTED BY MONSTER ENERGY\_  
 ROUND 4 // 09-11 JUNE // HELL (NOR)\_  
 TEAM VERKSTED WORLD RX OF NORWAY



Touringcar

TC - 12

Provisional Grid Sheet for Q 4 (Right Pole)

#86 Non starter

P5	P4	P3	P2	POLE
Race 1				
		78	77	15
Race 2				
5	2	9	4	3
Race 3				
11	1	12	95	90

R1

15 Camilla ANTONSEN NOR  
 77 Steve VOLDERS BEL  
 78 Kai-Arne HOMME NOR

R2

3 Anders-Nymoen BRATEN NOR  
 4 Kjetil LARSEN NOR  
 9 Sivert SVARDAL NOR  
 2 David NORDGÅRD NOR  
 5 Per-Magne RØYRÅS NOR

R3

90 Lars-Øivind ENERBERG NOR  
 95 Philip GEHRMAN SWE  
 12 Fredrik R. MAGNUSSEN NOR  
 1 Ben-Philip GUNDERSEN NOR  
 11 Steinar STOKKE NOR

These results are provisional until the conclusion of any judicial and technical inquiries.

Lånke Circuit (1019/1110m)

Published at...	Clerk of the Course Tony Lund TJELLE	Timekeeper Péter MAJOSHÁZI	
-----------------	---	-------------------------------	--

Printed: 6/10/2017 2:58:13 PM

Page 1 of 1



Touringcar

TC - 13

Result of Q 4

Pos.	No.	Driver Competitor/Entrant	Nat./Car	Total Tm Laps/Jok/Race	Gap Penalty	Lap0	Lap1 S1   S2	Lap2 S1   S2	Lap3 S1   S2	Lap4 S1   S2	Pts.
1	12	Fredrik R. MAGNUSSEN Fredrik R. Magnussen	NOR Ford Fiesta	3:16.153 4/1 R3	-		0:52.264 25.8   26.3	0:51.132 25.1   25.9	0:45.978 20.2   25.7	0:46.779 20.5   26.1	50
2	95	Philip GEHRMAN Bridgestone Motorsport	SWE Ford Fiesta	3:16.899 4/1 R3	0:00.746 -		0:52.564 26.7   25.8	0:46.858 21.0   25.7	0:46.902 20.3   26.5	0:50.575 24.7   25.8	45
3	1	Ben-Philip GUNDERSEN Ben-Philip Gundersen	NOR Ford Fiesta	3:17.423 4/1 R3	0:01.270 -		0:55.395 29.2   26.1	0:47.334 21.5   25.7	0:48.120 21.9   26.2	0:46.574 20.7   25.8	42
4	11	Steinar STOKKE Steinar Stokke	NOR Mazda RX8	3:18.446 4/1 R3	0:02.293 -		0:57.044 30.0   26.9	0:47.181 21.1   26.0	0:47.097 21.0   26.0	0:47.124 20.8   26.2	40
5	3	Anders-Nymoen BRATEN Anders Nymoen Braten	NOR Ford Fiesta	3:18.775 4/1 R2	0:02.622 -		0:56.653 30.2   26.4	0:47.174 20.7   26.4	0:47.941 21.3   26.5	0:47.007 20.8   26.2	39
6	90	Lars-Øivind ENERBERG Lars Øivind Enerberg	NOR Ford Fiesta	3:19.389 4/1 R3	0:03.236 -		0:57.746 30.5   27.1	0:47.153 20.6   26.4	0:46.979 20.5   26.3	0:47.511 20.7   26.7	38
7	2	David NORDGÅRD David Nordgård	NOR Ford Fiesta	3:19.432 4/1 R2	0:03.279 -		0:54.189 26.0   28.1	0:47.528 21.2   26.2	0:50.965 24.7   26.2	0:46.750 20.4   26.2	37
8	5	Per-Magne RØYRÅS Per-Magne Røyrås	NOR Mazda RX8	3:23.489 4/1 R2	0:07.336 -		0:59.483 31.0   28.4	0:48.547 21.8   26.7	0:47.747 20.9   26.7	0:47.712 21.0   26.6	36
9	77	Steve VOLDERS Trommelke	BEL Ford Fiesta	3:24.747 4/1 R1	0:08.594 -		0:55.124 27.3   27.7	0:48.741 21.5   27.2	0:52.915 25.9   26.9	0:47.967 21.1   26.7	35
10	15	Camilla ANTONSEN Camilla Antonsen	NOR Citröen DS3	3:35.429 4/1 R1	0:19.276 -		1:00.173 29.9   30.2	0:52.138 22.5   29.5	0:49.671 21.9   27.7	0:53.447 25.7   27.7	34
11	78	Kai-Arne HOMME Kai Arne Homme	NOR Ford Focus	3:35.883 4/1 R1	0:19.730 -		1:03.030 34.6   28.3	0:52.119 23.5   28.5	0:50.920 23.1   27.7	0:49.814 22.3   27.4	33
DNF	4	Kjetil LARSEN Bridgestone Motorsport	NOR Skoda Fabia	- 0/0 R2	+4 LAP -						29
DNF	9	Sivert SVARDAL Sivert Svardal	NOR Mazda RX8	- 0/1 R2	+4 LAP -						29
DNS	86	Petter BRAUTEN Petter Brauten	NOR Opel Corsa	- 0/0 R	-						0

These results are provisional until the conclusion of any judicial and technical inquiries.

Lånke Circuit (1019/1110m)

Published at...	Clerk of the Course Tony Lund TJELLE		Timekeeper Péter MAJOSHÁZI		
-----------------	---	--	-------------------------------	--	--

Printed: 6/10/2017 4:28:08 PM

Page 1 of 1

Touringcar

TC - 16

Intermediate Classification

Modified

Pos.	No.	Driver Competitor/Entrant	Nat.	Car	Q1	Q2	Q3	Q4	Q Sum	Int. Pt.	SF1	SF2	Final	Ch. Pt.
1	90	Lars-Øivind ENERBERG Lars Øivind Enerberg	NOR	Ford Fiesta	50 (1.) 3:03.055	50 (1.) 3:16.642	50 (1.) 3:14.084	38 (6.) 3:19.389	188	16				16
2	12	Fredrik R. MAGNUSSEN Fredrik R. Magnussen	NOR	Ford Fiesta	38 (6.) 3:05.961	45 (2.) 3:16.771	42 (3.) 3:17.840	50 (1.) 3:16.153	175	15				15
3	95	Philip GEHRMAN Bridgestone Motorsport	SWE	Ford Fiesta	34 (10.) 3:10.595	40 (4.) 3:19.221	45 (2.) 3:15.746	45 (2.) 3:16.899	164	14				14
4	1	Ben-Philip GUNDERSEN Ben-Philip Gundersen	NOR	Ford Fiesta	40 (4.) 3:04.947	42 (3.) 3:17.810	40 (4.) 3:18.361	42 (3.) 3:17.423	164	13				13
5	11	Steinar STOKKE Steinar Stokke	NOR	Mazda RX8	45 (2.) 3:03.614	37 (7.) 3:23.106	39 (5.) 3:18.551	40 (4.) 3:18.446	161	12				12
6	2	David NORDGÅRD David Nordgård	NOR	Ford Fiesta	39 (5.) 3:05.423	39 (5.) 3:22.396	36 (8.) 3:21.510	37 (7.) 3:19.432	151	11				11
7	3	Anders-Nymoen BRATEN Anders Nymoen Braten	NOR	Ford Fiesta	42 (3.) 3:04.612	35 (9.) 3:23.386	33 (11.) 3:24.496	39 (5.) 3:18.775	149	10				10
8	77	Steve VOLDERS Trommelke	BEL	Ford Fiesta	37 (7.) 3:06.777	38 (6.) 3:22.707	32 (12.) 3:36.940	35 (9.) 3:24.747	142	9				9
9	5	Per-Magne RØYRÅS Per-Magne Røyrås	NOR	Mazda RX8	31 (13.) 3:13.493	34 (10.) 3:24.818	35 (9.) 3:22.373	36 (8.) 3:23.489	136	8				8
10	4	Kjetil LARSEN Bridgestone Motorsport	NOR	Skoda Fabia	33 (11.) 3:11.649	36 (8.) 3:23.306	38 (6.) 3:20.654	29 (12.) DNF	136	7				7
11	15	Camilla ANTONSEN Camilla Antonsen	NOR	Citröen DS3	35 (9.) 3:08.922	32 (12.) 3:27.966	34 (10.) 3:23.579	34 (10.) 3:35.429	135	6				6
12	9	Sivert SVARDAL Sivert Svardal	NOR	Mazda RX8	32 (12.) 3:12.968	33 (11.) 3:26.397	37 (7.) 3:20.766	29 (13.) DNF	131	5				5
13	78	Kai-Arne HOMME Kai Arne Homme	NOR	Ford Focus	30 (14.) 3:22.101	31 (13.) 3:42.921	31 (13.) 3:39.476	33 (11.) 3:35.883	125	4				4
14	86	Petter BRAUTEN Petter Brauten	NOR	Opel Corsa	36 (8.) 3:08.856	29 (14.) DNF	0 (14.) DNS	0 (14.) DNS	65	0				0

14 drivers

-  
-

These results are provisional until the conclusion of any judicial and technical inquiries.

Lånke Circuit (1019/1110m)

Published at...	Clerk of the Course Tony Lund TJELLE		Timekeeper Péter MAJOSHÁZI		
-----------------	---	--	-------------------------------	--	--

Printed: 6/10/2017 5:20:38 PM

Page 1 of 1



Touringcar

TC - 18

Warm-up 2

Ranking

Pos.	No.	Driver	Competitor/Entrant	Nat.	Car	Best lap	Diff	Laps
1	90	Lars-Øivind ENERBERG	Lars Øivind Enerberg	NOR	Ford Fiesta	<b>0:45.072</b>		1
2	11	Steinar STOKKE	Steinar Stokke	NOR	Mazda RX8	<b>0:45.461</b>	0:00.389	1
3	3	Anders-Nymoen BRATEN	Anders Nymoen Braten	NOR	Ford Fiesta	<b>0:45.614</b>	0:00.542	1
4	1	Ben-Philip GUNDERSEN	Ben-Philip Gundersen	NOR	Ford Fiesta	<b>0:45.798</b>	0:00.726	1
5	12	Fredrik R. MAGNUSSEN	Fredrik R. Magnussen	NOR	Ford Fiesta	<b>0:45.983</b>	0:00.911	1
6	5	Per-Magne RØYRÅS	Per-Magne Røyrås	NOR	Mazda RX8	<b>0:46.476</b>	0:01.404	1
7	9	Sivert SVARDAL	Sivert Svardal	NOR	Mazda RX8	<b>0:46.754</b>	0:01.682	1
8	2	David NORDGÅRD	David Nordgård	NOR	Ford Fiesta	<b>0:47.632</b>	0:02.560	1
9	4	Kjetil LARSEN	Bridgestone Motorsport	NOR	Skoda Fabia	<b>0:51.069</b>	0:05.997	1
10	78	Kai-Arne HOMME	Kai Arne Homme	NOR	Ford Focus	<b>0:54.795</b>	0:09.723	1
11	77	Steve VOLDERS	Trommelke	BEL	Ford Fiesta	<b>0:55.694</b>	0:10.622	1
DNF	95	Philip GEHRMAN	Bridgestone Motorsport	SWE	Ford Fiesta	<b>0:00.000</b>	-	0
DNS	15	Camilla ANTONSEN	Camilla Antonsen	NOR	Citröen DS3	-	-	0
DNS	86	Petter BRAUTEN	Petter Brauten	NOR	Opel Corsa	-	-	0

Total:14 Drivers included DNS: 2 ,DNF: 1 , EXC: 0

-  
-

These results are provisional until the conclusion of any judicial and technical inquiries.

Lånke Circuit (1019/1110m)

Published at...	Clerk of the Course Tony Lund TJELLE	Timekeeper Péter MAJOSHÁZI	
-----------------	---	-------------------------------	--

Printed: 6/11/2017 9:20:04 AM

Page 1 of 2

Touringcar

TC - 17

Provisional Grid for Semi-Finals

**Semi-Final 1**

**Row 1**

90	Lars-Øivind ENERBERG Lars Øivind Enerberg	NOR	Ford Fiesta Touringcar
95	Philip GEHRMAN Bridgestone Motorsport	SWE	Ford Fiesta Touringcar

Sporting Regulation 15.6.4 : If a Driver is unable to take his place in a Semi-Final (i.e. his car is unable to be driven under its own power to the starting grid), he will be substituted by the next qualifier (the highest placed Driver in the intermediate classification not already in the Semi-Finals). Any such substitute(s) will take the last place(s) on the grid with those ahead of them moving up to fill the place left by the non-starter(s).

**Row 2**

11	Steinar STOKKE Steinar Stokke	NOR	Mazda RX8 Touringcar
3	Anders-Nymoen BRATEN Anders Nymoen Braten	NOR	Ford Fiesta Touringcar

**Row 3**

5	Per-Magne RØYRÅS Per-Magne Røyrås	NOR	Mazda RX8 Touringcar
15	Camilla ANTONSEN Camilla Antonsen	NOR	Citröen DS3 Touringcar

**Semi-Final 2**

**Row 1**

12	Fredrik R. MAGNUSSEN Fredrik R. Magnussen	NOR	Ford Fiesta Touringcar
1	Ben-Philip GUNDERSEN Ben-Philip Gundersen	NOR	Ford Fiesta Touringcar

**Row 2**

2	David NORDGÅRD David Nordgård	NOR	Ford Fiesta Touringcar
77	Steve VOLDERS Trommelke	BEL	Ford Fiesta Touringcar

**Row 3**

4	Kjetil LARSEN Bridgestone Motorsport	NOR	Skoda Fabia Touringcar
9	Sivert SVARDAL Sivert Svardal	NOR	Mazda RX8 Touringcar

Next qualifier (13- )

13 78 Kai-Arne HOMME NOR

These results are provisional until the conclusion of any judicial and technical inquiries.

Lånke Circuit (1019/1110m)

Published at...	Clerk of the Course Tony Lund TJELLE	Timekeeper Péter MAJOSHÁZI	
-----------------	---	-------------------------------	--

Printed: 6/10/2017 5:21:52 PM

Page 1 of 1

Touringcar

TC - 18

Warm-up 2

Lap Times

<b>1.</b>	<b>90</b>	<b>Lars-Øivind ENERBERG</b>	<b>NOR</b>	<b>Ford Fiesta</b>
Lap	Laptime	Sector 1	Sector 2	Time of day
1.	00:45.072	19.1	25.8	09:08:45.781
<b>2.</b>	<b>11</b>	<b>Steinar STOKKE</b>	<b>NOR</b>	<b>Mazda RX8</b>
Lap	Laptime	Sector 1	Sector 2	Time of day
1.	00:45.461	19.3	26.1	09:03:44.118
<b>3.</b>	<b>3</b>	<b>Anders-Nymoen BRATEN</b>	<b>NOR</b>	<b>Ford Fiesta</b>
Lap	Laptime	Sector 1	Sector 2	Time of day
1.	00:45.614	19.1	26.4	09:08:55.542
<b>4.</b>	<b>1</b>	<b>Ben-Philip GUNDERSEN</b>	<b>NOR</b>	<b>Ford Fiesta</b>
Lap	Laptime	Sector 1	Sector 2	Time of day
1.	00:45.798	19.4	26.3	09:09:06.147
<b>5.</b>	<b>12</b>	<b>Fredrik R. MAGNUSSEN</b>	<b>NOR</b>	<b>Ford Fiesta</b>
Lap	Laptime	Sector 1	Sector 2	Time of day
1.	00:45.983	19.4	26.5	09:08:41.934
<b>6.</b>	<b>5</b>	<b>Per-Magne RØYRÅS</b>	<b>NOR</b>	<b>Mazda RX8</b>
Lap	Laptime	Sector 1	Sector 2	Time of day
1.	00:46.476	19.9	26.5	09:03:52.324
<b>7.</b>	<b>9</b>	<b>Sivert SVARDAL</b>	<b>NOR</b>	<b>Mazda RX8</b>
Lap	Laptime	Sector 1	Sector 2	Time of day
1.	00:46.754	19.6	27.1	09:09:03.438
<b>8.</b>	<b>2</b>	<b>David NORDGÅRD</b>	<b>NOR</b>	<b>Ford Fiesta</b>
Lap	Laptime	Sector 1	Sector 2	Time of day
1.	00:47.632	19.8	27.8	09:04:03.225
<b>9.</b>	<b>4</b>	<b>Kjetil LARSEN</b>	<b>NOR</b>	<b>Skoda Fabia</b>
Lap	Laptime	Sector 1	Sector 2	Time of day
1.	00:51.069	20.3	30.7	09:08:43.505
<b>10.</b>	<b>78</b>	<b>Kai-Arne HOMME</b>	<b>NOR</b>	<b>Ford Focus</b>
Lap	Laptime	Sector 1	Sector 2	Time of day
1.	00:54.795	26.4	28.3	09:03:48.865
<b>11.</b>	<b>77</b>	<b>Steve VOLDERS</b>	<b>BEL</b>	<b>Ford Fiesta</b>
Lap	Laptime	Sector 1	Sector 2	Time of day
1.	00:55.694	29.4	26.2	09:03:45.381
<b>DNF</b>	<b>95</b>	<b>Philip GEHRMAN</b>	<b>SWE</b>	<b>Ford Fiesta</b>
<b>DNS</b>	<b>15</b>	<b>Camilla ANTONSEN</b>	<b>NOR</b>	<b>Citröen DS3</b>
<b>DNS</b>	<b>86</b>	<b>Petter BRAUTEN</b>	<b>NOR</b>	<b>Opel Corsa</b>

These results are provisional until the conclusion of any judicial and technical inquiries.

Lånke Circuit (1019/1110m)

Published at...	Clerk of the Course Tony Lund TJELLE	Timekeeper Péter MAJOSHÁZI	
-----------------	---	-------------------------------	--

Printed: 6/11/2017 9:20:04 AM

Page 2 of 2

Touringcar

TC - 19

Results of Semi-finals

Semi-final 1

Pos. No.	Driver Competitor/Entrant	Nat.	Total Tm L / J	Gap	Lap0	Lap1 s1 s2	Lap 2 s1 s2	Lap3 s1 s2	Lap4 s1 s2	Lap 5 s1 s2	Lap 6 s1 s2	Cp.
1 95	Philip GEHRMAN Bridgestone Motorsport Ford Fiesta	SWE	4:31.470 6 / 1			0:47.797 23.0 24.6	0:43.623 19.0 24.5	<u>0:48.294</u> 23.3 24.9	0:44.028 19.3 24.7	0:43.662 19.1 24.5	0:44.066 19.2 24.8	6
2 90	Lars-Øivind ENERBERG Lars Øivind Enerberg Ford Fiesta	NOR	4:31.895 6 / 1	0:00.425		0:48.168 23.5 24.5	<u>0:47.901</u> 23.3 24.5	0:44.074 18.8 25.1	0:43.927 19.1 24.8	0:43.647 19.0 24.6	0:44.178 19.1 25.0	5
3 11	Steinar STOKKE Steinar Stokke Mazda RX8	NOR	4:37.966 6 / 1	0:06.496		<u>0:51.835</u> 27.6 24.2	0:43.424 19.1 24.2	0:43.853 19.3 24.4	0:46.703 20.8 25.8	0:43.628 19.1 24.4	0:48.523 19.4 29.1	4
4 3	Anders-Nymoen BRATEN Anders Nymoen Braten Ford Fiesta	NOR	4:48.003 6 / 1	0:16.533		0:48.739 24.1 24.5	0:43.792 19.2 24.4	0:43.367 18.8 24.4	0:44.353 18.8 25.4	0:44.226 19.0 25.2	<u>1:03.526</u> 23.9 39.5	3
5 15	Camilla ANTONSEN Camilla Antonsen Citroën DS3	NOR	0:00.000 0 / 0	+6 LAP								2
DS Q 5	Per-Magne RØYRÅS Per-Magne Røyås Mazda RX8	NOR	4:37.479 6 / 1	-		<u>0:53.155</u> 29.0 24.1	0:43.726 19.0 24.6	0:43.755 19.1 24.5	0:46.352 19.3 26.9	0:43.403 19.0 24.3	0:47.088 19.5 27.5	0

Semi-final 2

Pos. No.	Driver Competitor/Entrant	Nat.	Total Tm L / J	Gap	Lap0	Lap1 s1 s2	Lap 2 s1 s2	Lap3 s1 s2	Lap4 s1 s2	Lap5 s1 s2	Lap6 s1 s2	Cp.
1 2	David NORDGÅRD David Nordgård Ford Fiesta	NOR	4:31.882 6 / 1			0:48.546 23.9 24.6	0:43.321 18.9 24.4	0:43.972 19.1 24.8	0:43.715 19.0 24.6	0:43.979 19.1 24.8	<u>0:48.349</u> 23.5 24.7	6
2 77	Steve VOLDERS Trommelke Ford Fiesta	BEL	4:32.656 6 / 1	0:00.774		<u>0:52.720</u> 28.3 24.4	0:43.751 19.1 24.6	0:43.919 19.4 24.4	0:43.575 18.9 24.6	0:43.741 19.0 24.6	0:44.950 19.8 25.0	5
3 12	Fredrik R. MAGNUSSEN Fredrik R. Magnussen Ford Fiesta	NOR	4:32.928 6 / 1	0:01.046		0:48.997 24.1 24.8	0:43.560 19.0 24.4	<u>0:48.306</u> 23.7 24.5	0:43.496 19.0 24.4	0:43.747 19.0 24.7	0:44.822 19.6 25.1	4
4 4	Kjetil LARSEN Bridgestone Motorsport Skoda Fabia	NOR	4:35.016 6 / 1	0:03.134		0:49.810 24.4 25.3	0:43.770 19.0 24.7	0:43.908 19.2 24.6	<u>0:48.343</u> 23.4 24.8	0:44.577 19.8 24.7	0:44.608 19.6 24.9	3
5 9	Sivert SVARDAL Sivert Svardal Mazda RX8	NOR	4:40.618 6 / 1	0:08.736		0:51.269 25.9 25.3	0:44.384 19.3 24.9	0:44.050 19.3 24.7	<u>0:48.590</u> 23.7 24.7	0:46.328 19.4 26.8	0:45.997 20.5 25.4	2
6 1	Ben-Philip GUNDERSEN Ben-Philip Gundersen Ford Fiesta	NOR	4:43.238 6 / 1	0:11.356		<u>0:53.853</u> 29.1 24.7	0:43.320 18.9 24.3	0:45.561 19.4 26.0	0:43.509 19.1 24.3	0:47.954 21.1 26.7	0:49.041 20.9 28.1	1

#5 Disqualified Stw. Dec. No. 8

These results are provisional until the conclusion of any judicial and technical inquiries.

Lånke Circuit (1019/1110m)

Published at...	Clerk of the Course Tony Lund TJELLE	Timekeeper Péter MAJOSHÁZI	
-----------------	---	-------------------------------	--

Printed: 6/11/2017 12:22:47 PM

Page 1 of 1

Touringcar

TC - 20

Provisional Grid for-Final

Final

Row 1

95	Philip GEHRMAN Bridgestone Motorsport	SWE	Ford Fiesta	20
2	David NORDGÅRD David Nordgård	NOR	Ford Fiesta	17

Row 2

90	Lars-Øivind ENERBERG Lars Øivind Enerberg	NOR	Ford Fiesta	21
77	Steve VOLDERS Trommelke	BEL	Ford Fiesta	14

Row 3

12	Fredrik R. MAGNUSSEN Fredrik R. Magnussen	NOR	Ford Fiesta	19
11	Steinar STOKKE Steinar Stokke	NOR	Mazda RX8	16

Sporting Regulation 15.6.4 : If a Driver is unable to take his place in the Final (i.e. his car is unable to be driven under its own power to the starting grid), he will be substituted by the next qualifier (the fourth placed Semi-finalist with the highest points score in the Competition who is not already in the Final). Any such substitute(s) will take the last place(s) on the grid with those ahead of them moving up to fill the place left by the non-starter(s). Should neither of the fourth placed Semi-finalists be able to start, the fifth placed Semi-finalists, and then the sixth-placed, will be considered as above.

Next qualifier (7-)

3	Anders-Nymoen BRATEN	NOR	13
4	Kjetil LARSEN	NOR	10
15	Camilla ANTONSEN	NOR	8
9	Sivert SVARDAL	NOR	7
1	Ben-Philip GUNDERSEN	NOR	14
5	Per-Magne RØYRÅS	NOR	8

These results are provisional until the conclusion of any judicial and technical inquiries.

Lånke Circuit (1019/1110m)

Published at...	Clerk of the Course Tony Lund TJELLE	Timekeeper Péter MAJOSHÁZI	
-----------------	---	-------------------------------	--

Printed: 6/11/2017 12:24:16 PM

Page 1 of 1

Touringcar

TC - 21

Result of Final

Pos.	No.	Driver Competitor/Entrant	Nat.	Total Tm L / J	Gap	Lap0	Lap1 S1   S2	Lap 2 S1   S2	Lap3 S1   S2	Lap4 S1   S2	Lap5 S1   S2	Lap6 S1   S2	Cp.
1	90	Lars-Øivind ENERBERG Lars Øivind Enerberg Ford Fiesta	NOR	<b>4:36.095</b> 6 / 1			0:49.104 23.8   25.2	0:44.574 19.9   24.6	0:45.037 19.6   25.3	0:44.842 19.5   25.2	<u>0:48.463</u> 23.9   24.5	0:44.075 19.1   24.9	8
2	95	Philip GEHRMAN Bridgestone Motorsport Ford Fiesta	SWE	<b>4:36.742</b> 6 / 1	0:00.647		0:48.879 23.3   25.5	0:44.422 19.5   24.8	0:45.123 19.9   25.2	0:44.686 19.5   25.1	0:44.205 19.3   24.9	<u>0:49.427</u> 24.1   25.2	5
3	12	Fredrik R. MAGNUSSEN Fredrik R. Magnussen Ford Fiesta	NOR	<b>4:38.482</b> 6 / 1	0:02.387		0:50.108 24.2   25.9	0:44.341 19.5   24.8	0:44.605 19.3   25.2	<u>0:49.917</u> 24.6   25.2	0:45.038 19.7   25.2	0:44.473 19.5   24.9	4
4	2	David NORDGÅRD David Nordgård Ford Fiesta	NOR	<b>4:40.712</b> 6 / 1	0:04.617		<u>0:53.466</u> 28.1   25.3	0:44.396 19.2   25.1	0:45.260 19.5   25.7	0:45.536 20.1   25.4	0:45.711 19.4   26.3	0:46.343 20.1   26.1	3
5	11	Steinar STOKKE Steinar Stokke Mazda RX8	NOR	<b>4:41.000</b> 6 / 1	0:04.905		<u>0:56.922</u> 29.4   27.4	0:45.509 19.9   25.6	0:44.468 19.2   25.1	0:44.290 19.2   25.0	0:44.365 19.2   25.1	0:45.446 19.4   25.9	2
6	77	Steve VOLDERS Trommelke Ford Fiesta	BEL	<b>4:42.825</b> 6 / 1	0:06.730		<u>1:01.053</u> 29.2   31.8	0:44.103 19.4   24.6	0:44.529 19.4   25.0	0:44.485 19.3   25.1	0:44.420 19.2   25.1	0:44.235 19.3   24.9	1

These results are provisional until the conclusion of any judicial and technical inquiries.

Lånke Circuit (1019/1110m)

Published at...	Clerk of the Course Tony Lund TJELLE	Timekeeper Péter MAJOSHÁZI	
-----------------	---	-------------------------------	--

Printed: 6/11/2017 1:53:24 PM

Page 1 of 1

Touringcar

TC - 22

Official results

Pos.	No.	Driver Competitor/Entrant	Nat.	Car	Q1	Q2	Q3	Q4	Q Sum	Int. Pt.	SF1	SF2	Final	Ch. Pt.
1	90	Lars-Øivind ENERBERG Lars Øivind Enerberg	NOR	Ford Fiesta	50 (1.) 3:03.055	50 (1.) 3:16.642	50 (1.) 3:14.084	38 (6.) 3:19.389	188	16	5 (2.) 4:31.895		8 (1.) 4:36.095	29
2	95	Philip GEHRMAN Bridgestone Motorsport	SWE	Ford Fiesta	34 (10.) 3:10.595	40 (4.) 3:19.221	45 (2.) 3:15.746	45 (2.) 3:16.899	164	14	6 (1.) 4:31.470		5 (2.) 4:36.742	25
3	12	Fredrik R. MAGNUSSEN Fredrik R. Magnussen	NOR	Ford Fiesta	38 (6.) 3:05.961	45 (2.) 3:16.771	42 (3.) 3:17.840	50 (1.) 3:16.153	175	15		4 (3.) 4:32.928	4 (3.) 4:38.482	23
4	2	David NORDGÅRD David Nordgård	NOR	Ford Fiesta	39 (5.) 3:05.423	39 (5.) 3:22.396	36 (8.) 3:21.510	37 (7.) 3:19.432	151	11		6 (1.) 4:31.882	3 (4.) 4:40.712	20
5	11	Steinar STOKKE Steinar Stokke	NOR	Mazda RX8	45 (2.) 3:03.614	37 (7.) 3:23.106	39 (5.) 3:18.551	40 (4.) 3:18.446	161	12	4 (3.) 4:37.966		2 (5.) 4:41.000	18
6	77	Steve VOLDERS Trommelke	BEL	Ford Fiesta	37 (7.) 3:06.777	38 (6.) 3:22.707	32 (12.) 3:36.940	35 (9.) 3:24.747	142	9		5 (2.) 4:32.656	1 (6.) 4:42.825	15
7	1	Ben-Philip GUNDERSEN Ben-Philip Gundersen	NOR	Ford Fiesta	40 (4.) 3:04.947	42 (3.) 3:17.810	40 (4.) 3:18.361	42 (3.) 3:17.423	164	13		1 (6.) 4:43.238		14
8	3	Anders-Nymoen BRATEN Anders Nymoen Braten	NOR	Ford Fiesta	42 (3.) 3:04.612	35 (9.) 3:23.386	33 (11.) 3:24.496	39 (5.) 3:18.775	149	10	3 (4.) 4:48.003			13
9	4	Kjetil LARSEN Bridgestone Motorsport	NOR	Skoda Fabia	33 (11.) 3:11.649	36 (8.) 3:23.306	38 (6.) 3:20.654	29 (12.) DNF	136	7		3 (4.) 4:35.016		10
10	5	Per-Magne RØYRÅS Per-Magne Røyrås	NOR	Mazda RX8	31 (13.) 3:13.493	34 (10.) 3:24.818	35 (9.) 3:22.373	36 (8.) 3:23.489	136	8	0 (6.) 4:37.479			8
11	15	Camilla ANTONSEN Camilla Antonsen	NOR	Citröen DS3	35 (9.) 3:08.922	32 (12.) 3:27.966	34 (10.) 3:23.579	34 (10.) 3:35.429	135	6	2 (5.) +6 LAP			8
12	9	Sivert SVARDAL Sivert Svardal	NOR	Mazda RX8	32 (12.) 3:12.968	33 (11.) 3:26.397	37 (7.) 3:20.766	29 (13.) DNF	131	5		2 (5.) 4:40.618		7
13	78	Kai-Arne HOMME Kai Arne Homme	NOR	Ford Focus	30 (14.) 3:22.101	31 (13.) 3:42.921	31 (13.) 3:39.476	33 (11.) 3:35.883	125	4				4
14	86	Petter BRAUTEN Petter Brauten	NOR	Opel Corsa	36 (8.) 3:08.856	29 (14.) DNF	0 (14.) DNS	0 (14.) DNS	65	0				0

Lånke Circuit (1019/1110m)

Published at...	Steward Mrs.Liliane NOTERMANS	Steward Mrs.Cheryl LYNCH	Steward Mrs.Anne KJERSTI LUDVIKSEN	
-----------------	----------------------------------	-----------------------------	---------------------------------------	--

Page 1 of 1

Touringcar

Provisional Championship standing Touring Car

Pos.	No.	Driver	Nat.	Car	ESP	BEL	GBR	NOR	DEU	Rep.	Pen.	Ch. Pt
1	90	Lars-Øivind ENERBERG	NOR	Ford Fiesta	19 6	29 1	29 1	29 1		0		106
2	95	Philip GEHRMAN	SWE	Ford Fiesta	26 1	22 3	14 8	25 2		0		87
3	3	Anders-Nymoen BRATEN	NOR	Ford Fiesta	22 4	25 2	21 5	13 8		0		81
4	77	Steve VOLDERS	BEL	Ford Fiesta	13 8	17 5	25 2	15 6		0		70
5	4	Kjetil LARSEN	NOR	Skoda Fabia	23 5	12 9	19 3	10 9		0		64
6	2	David NORDGÅRD	NOR	Ford Fiesta	21 3	7 12	15 6	20 4		1		63
7	1	Ben-Philip GUNDERSEN	NOR	Ford Fiesta	0 10	19 7	21 4	14 7		1		54
8	11	Steinar STOKKE	NOR	Mazda RX8	0 9	18 4	15 7	18 5		0		51
9	5	Per-Magne RØYRÅS	NOR	Mazda RX8	19 2	4 13	10 9	8 10		1		41
10	12	Fredrik R. MAGNUSSEN	NOR	Ford Fiesta				23 3		0		23
11	88	Mandy KASSE	NLD	Ford Fiesta		13 6	9 10			0		22
12	78	Kai-Arne HOMME	NOR	Ford Focus	14 7	3 14		4 13		0		21
13	14	Danny DE BEUCKELAER	BEL	Volvo C30		12 8				0		12
14	86	Petter BRAUTEN	NOR	Opel Corsa	0 11	8 10		0 14		0		8
15	15	Camilla ANTONSEN	NOR	Citröen DS3				8 11		0		8
16	22	Florent HONTOIR	BEL	Škoda Fabia		8 11				0		8
17	9	Sivert SVARDAL	NOR	Mazda RX8				7 12		0		7