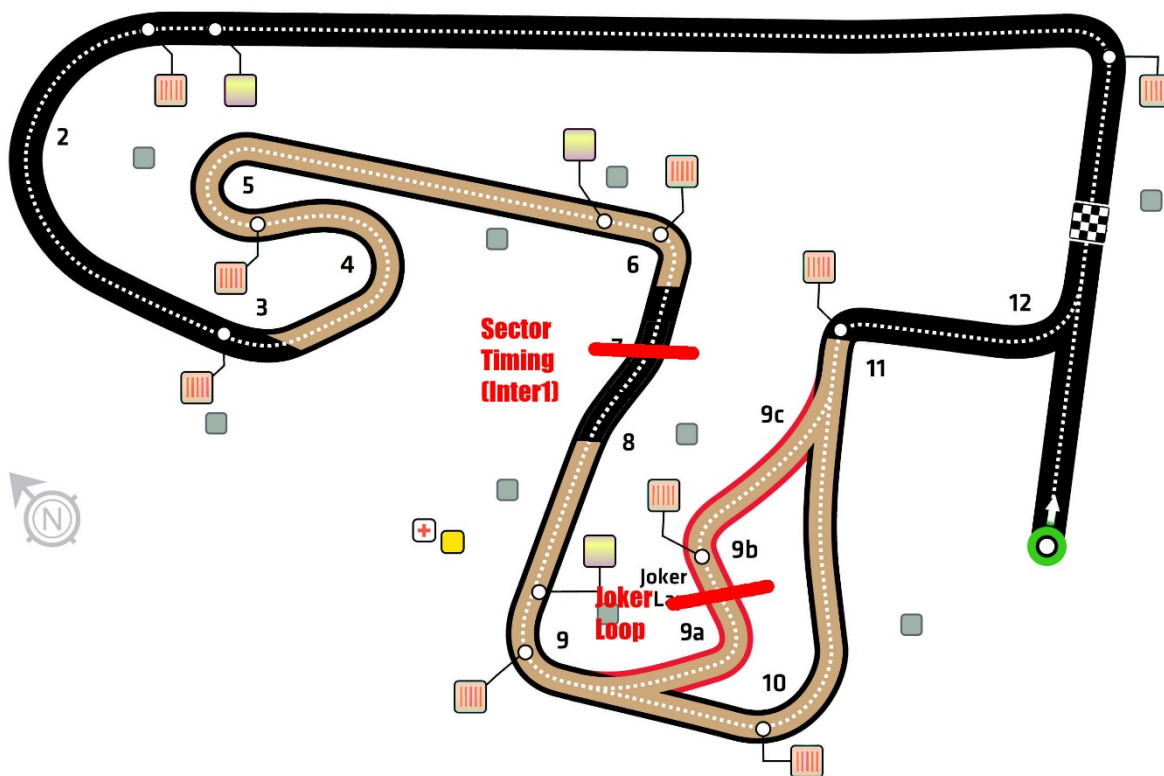


**FIA WORLD RALLYCROSS CHAMPIONSHIP
PRESENTED BY MONSTER ENERGY**

**ROUND 3 // 5-7 MAY 2017_
HOCKENHEIM (DEU)**

COOPER TYRES RALLYCROSS OF HOCKENHEIM

RESULT BOOK



Startline to Finishline: 108m

Track length: 1280m

Intermediate timeline: 825

Chronomoto Timing



Supercar

SC - 02

List of starters

No.	Driver	Nat.	Competitor/Entrant	Car	Licence	Competitor Lic.
1	1	Mattias EKSTRÖM	SWE EKS	Audi S1	197907147199	369
2	3	Johan KRISTOFFERSSON	SWE PSRX Volkswagen Sweden	Volkswagen Polo GTI	198812066275	245
3	4	Robin LARSSON	SWE Robin Larsson	Audi A1	199207083610	199207083610
4	6	Janis BAUMANIS	LVA Team Stard	Ford Fiesta	1705670001	BA158
5	7	Timur TIMERZYANOV	RUS Team Stard	Ford Fiesta	#17100	BA158
6	9	Sébastien LOEB	FRA Team Peugeot-Hansen	Peugeot 208	47	546
7	10	"CSUCSU"	HUN Speedy Motorsport	Kia Rio	4723	140
8	11	Petter SOLBERG	NOR PSRX Volkswagen Sweden	Volkswagen Polo GTI	IKO19833	245
9	13	Andreas BAKKERUD	NOR Hoonigan Racing Division	Ford Focus RS	IRC30267	E2094-U-17
10	15	Reinis NITISS	LVA EKS Performance AB	Audi S1	1705670003	369
11	21	Timmy HANSEN	SWE Team Peugeot-Hansen	Peugeot 208	199205212732	546
12	36	Guerlain CHICHERIT	FRA Guerlain Chicherit	Renault Clio	58619	'58619
13	43	Ken BLOCK	USA Hoonigan Racing Division	Ford Focus RS	D3714-U-17C	E2094-U-17
14	44	Timo SCHEIDER	DEU MJP Racing Team Austria	Ford Fiesta	JA1010	BA157
15	57	Toomas HEIKKINEN	FIN EKS	Audi S1	21561120	369
16	68	Niclas GRÖNHOLM	FIN GRX	Ford Fiesta	50054983	34708006
17	69	Martin KACZMARSKI	POL Martin Kaczmarski	Ford Fiesta	0066	0066
18	71	Kevin HANSEN	SWE Team Peugeot-Hansen	Peugeot 208	199805280659	546
19	77	René MUENNICH	DEU ALL-INKL.COM Muennich Motorsport	Seat Ibiza	IB1108069	BIF1119689
20	87	Jean-Baptiste DUBOURG	FRA DA Racing	Peugeot 208	161090	250976
21	96	Kevin ERIKSSON	SWE MJP Racing Team Austria	Ford Fiesta	199607160539	BA157
22	100	Guy WILKS	GBR Loco World RX Team	Volkswagen Polo	153265	1705310009

22 drivers

These results are provisional until the conclusion of any judicial and technical inquiries.

Hockenheimring (1280m)

Published at...	Clerk of the Course Karsten NEY	Timekeeper Attila BOROS	
-----------------	------------------------------------	----------------------------	--

Printed: 5/4/2017 7:00:27 PM

Page 1 of 1

Supercar

SC - 02T

List of starters (Teams)

Team	Nat.	No.	Driver	Nat.	Car
1 PSRX Volkswagen Sweden	SWE	11 3	Petter SOLBERG Johan KRISTOFFERSSON	NOR SWE	Volkswagen Polo GTI Volkswagen Polo GTI
2 EKS	SWE	1 57	Mattias EKSTRÖM Toomas HEIKKINEN	SWE FIN	Audi S1 Audi S1
3 MJP Racing Team Austria	AUT	96 44	Kevin ERIKSSON Timo SCHEIDER	SWE DEU	Ford Fiesta Ford Fiesta
4 Team Peugeot-Hansen	SWE	21 9	Timmy HANSEN Sébastien LOEB	SWE FRA	Peugeot 208 Peugeot 208
5 Hoonigan Racing Division	USA	43 13	Ken BLOCK Andreas BAKKERUD	USA NOR	Ford Focus RS Ford Focus RS
6 Team Stard	AUT	7 6	Timur TIMERZYANOV Janis BAUMANIS	RUS LVA	Ford Fiesta Ford Fiesta

6 teams

These results are provisional until the conclusion of any judicial and technical inquiries.

Hockenheimring (1280m)

Published at...	Clerk of the Course Karsten NEY	Timekeeper Attila BOROS	
-----------------	------------------------------------	----------------------------	--

Printed: 5/4/2017 7:07:18 PM

Page 1 of 1

Supercar

SC - 01

Provisional Grid Sheet for Q 1 by the draw (Left Pole)

POLE	P2	P3	P4	P5
Race 1				
77	6	10		
Race 2				
13	7	21	57	
Race 3				
36	68	96	44	11
Race 4				
3	43	69	1	4
Race 5				
9	15	87	100	71

R1

- 77 René MUENNICH DEU
- 6 Janis BAUMANIS LVA
- 10 "CSUCSU" HUN

R2

- 13 Andreas BAKKERUD NOR
- 7 Timur TIMERZYANOV RUS
- 21 Timmy HANSEN SWE
- 57 Toomas HEIKKINEN FIN

R3

- 36 Guerlain CHICHERIT FRA
- 68 Niclas GRÖNHOLM FIN
- 96 Kevin ERIKSSON SWE
- 44 Timo SCHEIDER DEU
- 11 Petter SOLBERG NOR

R4

- 3 Johan KRISTOFFERSSON SWE
- 43 Ken BLOCK USA
- 69 Martin KACZMARSKI POL
- 1 Mattias EKSTRÖM SWE
- 4 Robin LARSSON SWE

R5

- 9 Sébastien LOEB FRA
- 15 Reinis NITISS LVA
- 87 Jean-Baptiste DUBOURG FRA
- 100 Guy WILKS GBR
- 71 Kevin HANSEN SWE

These results are provisional until the conclusion of any judicial and technical inquiries.

Hockenheimring (1280m)

Published at...	Clerk of the Course Karsten NEY	Timekeeper Attila BOROS	
-----------------	------------------------------------	----------------------------	--

Printed: 5/4/2017 3:56:39 PM

Page 1 of 1

Supercar

SC - 03

Free Practice 1
Ranking

Pos.	No.	Driver	Competitor/Entrant	Nat.	Car	Best lap	Diff	Laps
1	11	Petter SOLBERG	PSRX Volkswagen Sweden	NOR	Volkswagen Polo GTI	0:53.780		13
2	21	Timmy HANSEN	Team Peugeot-Hansen	SWE	Peugeot 208	0:54.175	0:00.395	13
3	3	Johan KRISTOFFERSSON	PSRX Volkswagen Sweden	SWE	Volkswagen Polo GTI	0:54.371	0:00.591	13
4	13	Andreas BAKKERUD	Hoonigan Racing Division	NOR	Ford Focus RS	0:54.572	0:00.792	14
5	1	Mattias EKSTRÖM	EKS	SWE	Audi S1	0:54.686	0:00.906	13
6	9	Sébastien LOEB	Team Peugeot-Hansen	FRA	Peugeot 208	0:54.747	0:00.967	17
7	7	Timur TIMERZYANOV	Team Stard	RUS	Ford Fiesta	0:55.026	0:01.246	12
8	15	Reinis NITISS	EKS Performance AB	LVA	Audi S1	0:55.053	0:01.273	13
9	44	Timo SCHEIDER	MJP Racing Team Austria	DEU	Ford Fiesta	0:55.181	0:01.401	13
10	77	René MUENNICH	ALL-INKL.COM Muennich Motorsport	DEU	Seat Ibiza	0:55.276	0:01.496	13
11	71	Kevin HANSEN	Team Peugeot-Hansen	SWE	Peugeot 208	0:55.297	0:01.517	13
12	4	Robin LARSSON	Robin Larsson	SWE	Audi A1	0:55.350	0:01.570	8
13	43	Ken BLOCK	Hoonigan Racing Division	USA	Ford Focus RS	0:55.547	0:01.767	13
14	57	Toomas HEIKKINEN	EKS	FIN	Audi S1	0:55.686	0:01.906	13
15	6	Janis BAUMANIS	Team Stard	LVA	Ford Fiesta	0:55.817	0:02.037	12
16	100	Guy WILKS	Loco World RX Team	GBR	Volkswagen Polo	0:56.005	0:02.225	14
17	87	Jean-Baptiste DUBOURG	DA Racing	FRA	Peugeot 208	0:56.234	0:02.454	7
18	96	Kevin ERIKSSON	MJP Racing Team Austria	SWE	Ford Fiesta	0:56.244	0:02.464	4
19	68	Niclas GRÖNHOLM	GRX	FIN	Ford Fiesta	0:56.285	0:02.505	5
20	69	Martin KACZMARSKI	Martin Kaczmarek	POL	Ford Fiesta	0:56.394	0:02.614	11
21	10	"CSUCSU"	Speedy Motorsport	HUN	Kia Rio	0:56.879	0:03.099	11
22	36	Guerlain CHICHERIT	Guerlain Chicherit	FRA	Renault Clio	0:57.546	0:03.766	7

Total:22 Drivers included DNS: 0 ,DNF: 0 , EXC: 0

These results are provisional until the conclusion of any judicial and technical inquiries.

Hockenheimring (1280m)

Published at...	Clerk of the Course Karsten NEY 	Timekeeper Attila BOROS 	
-----------------	--	--	---

Printed: 5/5/2017 11:38:21 AM

Page 1 of 8

Supercar

SC - 03

Free Practice 1

Lap Times

1. 11 Petter SOLBERG NOR Volkswagen Polo GTI				
Lap	Laptime	Sector 1	Sector 2	Time of day
1.	00:57.744	37.5	20.1	10:37:07.254
2.	00:56.770	36.8	19.9	10:38:04.024
3.	00:56.079	36.2	19.8	10:39:00.103
4.	00:55.316	35.8	19.4	10:39:55.419
5.	37:55.651	00.0	00.0	11:17:51.070
6.	00:55.246	36.4	18.7	11:18:46.316
7.	00:54.270	35.6	18.5	11:19:40.586
8.	00:55.422	35.9	19.4	11:20:36.008
9.	11:17.743	36.1	1:41	11:31:53.751
10.	00:54.987	36.5	18.4	11:32:48.738
11.	00:54.170	35.6	18.5	11:33:42.908
12.	00:53.780	35.3	18.4	11:34:36.688
13.	00:55.343	35.9	19.3	11:35:32.031

2. 21 Timmy HANSEN SWE Peugeot 208				
Lap	Laptime	Sector 1	Sector 2	Time of day
1.	00:57.205	36.8	20.3	10:41:43.572
2.	00:57.264	37.2	19.9	10:42:40.836
3.	00:56.086	36.6	19.4	10:43:36.922
4.	17:12.884	36.5	6:36	11:00:49.806
5.	00:56.105	36.4	19.6	11:01:45.911
6.	00:55.584	36.1	19.4	11:02:41.495
7.	00:54.957	35.7	19.1	11:03:36.452
8.	00:54.625	35.9	18.6	11:04:31.077
9.	17:45.872	00.0	00.0	11:22:16.949
10.	00:55.159	36.1	19.0	11:23:12.108
11.	00:54.175	35.6	18.5	11:24:06.283
12.	00:54.913	36.2	18.6	11:25:01.196
13.	00:54.796	36.1	18.5	11:25:55.992

3. 3 Johan KRISTOFFERSSON SWE Volkswagen Polo GTI				
Lap	Laptime	Sector 1	Sector 2	Time of day
1.	00:58.333	38.4	19.9	10:36:46.909
2.	00:56.156	36.4	19.6	10:37:43.065
3.	00:55.939	36.3	19.5	10:38:39.004
4.	22:18.274	36.0	1:42	11:00:57.278
5.	00:55.188	36.3	18.8	11:01:52.466
6.	00:54.467	35.6	18.8	11:02:46.933
7.	00:55.657	36.0	19.5	11:03:42.590
8.	00:54.883	36.0	18.8	11:04:37.473
9.	27:03.733	00.0	00.0	11:31:41.206
10.	00:54.662	36.1	18.5	11:32:35.868
11.	00:54.805	35.9	18.8	11:33:30.673
12.	00:54.371	36.0	18.3	11:34:25.044
13.	00:55.689	36.0	19.6	11:35:20.733

4. 13 Andreas BAKKERUD NOR Ford Focus RS				
--	--	--	--	--

These results are provisional until the conclusion of any judicial and technical inquiries.

Hockenheimring (1280m)

Published at...	Clerk of the Course Karsten NEY	Timekeeper Attila BOROS	
-----------------	------------------------------------	----------------------------	--

Printed: 5/5/2017 11:38:21 AM

Page 2 of 8

Supercar

SC - 03

Free Practice 1

Lap	Laptime	Sector 1	Sector 2	Time of day
1.	00:58.969	38.2	20.7	10:36:54.035
2.	00:56.992	37.4	19.5	10:37:51.027
3.	00:56.011	36.5	19.4	10:38:47.038
4.	00:55.873	36.5	19.3	10:39:42.911
5.	21:19.723	00.0	00.0	11:01:02.634
6.	00:56.916	36.8	20.0	11:01:59.550
7.	00:54.957	36.1	18.8	11:02:54.507
8.	00:54.572	35.7	18.8	11:03:49.079
9.	00:55.229	36.3	18.8	11:04:44.308
10.	17:56.559	00.0	00.0	11:22:40.867
11.	00:55.863	36.2	19.6	11:23:36.730
12.	00:54.677	36.0	18.6	11:24:31.407
13.	00:55.821	36.4	19.3	11:25:27.228
14.	00:54.803	36.1	18.7	11:26:22.031

5.	1	Mattias EKSTRÖM	SWE	Audi S1
-----------	----------	------------------------	------------	----------------

Lap	Laptime	Sector 1	Sector 2	Time of day
1.	00:57.773	37.9	19.8	10:37:01.396
2.	00:56.449	36.9	19.5	10:37:57.845
3.	00:56.637	36.7	19.9	10:38:54.482
4.	00:57.235	36.5	20.7	10:39:51.717
5.	26:24.512	00.0	00.0	11:06:16.229
6.	00:55.760	36.8	18.9	11:07:11.989
7.	00:54.858	36.0	18.8	11:08:06.847
8.	00:55.207	36.2	18.9	11:09:02.054
9.	18:09.060	36.5	7:32	11:27:11.114
10.	00:55.159	36.3	18.8	11:28:06.273
11.	00:54.745	36.0	18.7	11:29:01.018
12.	00:54.686	35.9	18.7	11:29:55.704
13.	00:55.492	35.8	19.6	11:30:51.196

6.	9	Sébastien LOEB	FRA	Peugeot 208
-----------	----------	-----------------------	------------	--------------------

Lap	Laptime	Sector 1	Sector 2	Time of day
1.	00:57.890	37.2	20.6	10:41:28.584
2.	00:56.448	36.6	19.7	10:42:25.032
3.	00:56.246	36.4	19.7	10:43:21.278
4.	12:33.997	36.5	1:57	10:55:55.275
5.	00:57.174	37.1	20.0	10:56:52.449
6.	00:55.802	36.6	19.1	10:57:48.251
7.	00:55.536	36.4	19.1	10:58:43.787
8.	00:55.793	36.6	19.1	10:59:39.580
9.	17:44.006	00.0	00.0	11:17:23.586
10.	00:56.320	36.3	19.9	11:18:19.906
11.	00:55.182	36.2	18.9	11:19:15.088
12.	00:54.878	35.9	18.8	11:20:09.966
13.	11:12.697	36.0	1:36	11:31:22.663
14.	00:56.991	37.1	19.8	11:32:19.654
15.	00:54.908	36.1	18.7	11:33:14.562
16.	00:54.747	36.1	18.6	11:34:09.309
17.	00:54.959	36.2	18.6	11:35:04.268

These results are provisional until the conclusion of any judicial and technical inquiries.

Hockenheimring (1280m)

Published at...	Clerk of the Course Karsten NEY	Timekeeper Attila BOROS	
-----------------	------------------------------------	----------------------------	--

Supercar

SC - 03

Free Practice 1

7. 7 Timur TIMERZYANOV RUS Ford Fiesta				
Lap	Laptime	Sector 1	Sector 2	Time of day
1.	00:58.501	38.2	20.2	10:46:48.623
2.	00:56.953	36.9	19.9	10:47:45.576
3.	00:56.235	36.8	19.4	10:48:41.811
4.	12:36.222	36.5	1:59	11:01:18.033
5.	00:55.926	36.6	19.3	11:02:13.959
6.	00:55.240	36.0	19.1	11:03:09.199
7.	00:56.800	36.9	19.8	11:04:05.999
8.	18:19.915	36.4	7:43	11:22:25.914
9.	00:55.831	36.8	18.9	11:23:21.745
10.	00:55.026	36.3	18.6	11:24:16.771
11.	00:56.751	36.6	20.0	11:25:13.522
12.	00:56.806	37.3	19.4	11:26:10.328

8. 15 Reinis NITISS LVA Audi S1				
Lap	Laptime	Sector 1	Sector 2	Time of day
1.	00:59.033	38.3	20.6	10:41:37.942
2.	00:57.146	36.9	20.1	10:42:35.088
3.	00:57.063	36.8	20.1	10:43:32.151
4.	00:56.770	36.8	19.8	10:44:28.921
5.	26:03.107	00.0	00.0	11:10:32.028
6.	00:56.508	37.1	19.3	11:11:28.536
7.	00:55.414	36.4	19.0	11:12:23.950
8.	00:55.883	36.8	19.0	11:13:19.833
9.	13:30.847	36.7	2:54	11:26:50.680
10.	00:56.307	37.1	19.1	11:27:46.987
11.	00:55.053	36.2	18.7	11:28:42.040
12.	00:55.739	36.2	19.5	11:29:37.779
13.	00:55.128	36.3	18.7	11:30:32.907

9. 44 Timo SCHEIDER DEU Ford Fiesta				
Lap	Laptime	Sector 1	Sector 2	Time of day
1.	00:59.393	38.7	20.6	10:37:13.971
2.	00:57.744	37.4	20.2	10:38:11.715
3.	00:57.927	37.2	20.6	10:39:09.642
4.	00:57.321	37.1	20.2	10:40:06.963
5.	16:02.996	00.0	00.0	10:56:09.959
6.	00:56.571	36.8	19.7	10:57:06.530
7.	00:56.371	36.7	19.6	10:58:02.901
8.	00:56.042	36.6	19.3	10:58:58.943
9.	18:44.963	36.1	8:08	11:17:43.906
10.	00:56.184	36.9	19.2	11:18:40.090
11.	00:55.343	36.4	18.8	11:19:35.433
12.	00:55.181	36.3	18.8	11:20:30.614
13.	00:57.277	37.2	19.9	11:21:27.891

10. 77 René MUENNICH DEU Seat Ibiza				
Lap	Laptime	Sector 1	Sector 2	Time of day
1.	00:56.907	37.1	19.7	10:56:42.871
2.	00:57.057	37.2	19.7	10:57:39.928

These results are provisional until the conclusion of any judicial and technical inquiries.

Hockenheimring (1280m)

Published at...	Clerk of the Course Karsten NEY	Timekeeper Attila BOROS	
-----------------	------------------------------------	----------------------------	--

Supercar

SC - 03

Free Practice 1

3.	00:59.194	39.3	19.8	10:58:39.122
4.	11:57.915	36.8	1:21	11:10:37.037
5.	00:55.684	36.5	19.1	11:11:32.721
6.	00:56.278	36.7	19.5	11:12:28.999
7.	00:56.182	36.9	19.2	11:13:25.181
8.	00:55.716	36.4	19.2	11:14:20.897
9.	13:00.473	00.0	00.0	11:27:21.370
10.	00:56.073	36.8	19.2	11:28:17.443
11.	00:55.276	36.3	18.9	11:29:12.719
12.	00:55.522	36.7	18.7	11:30:08.241
13.	00:55.456	36.5	18.9	11:31:03.697

11. 71 Kevin HANSEN SWE Peugeot 208

Lap	Laptime	Sector 1	Sector 2	Time of day
1.	00:58.713	37.8	20.8	10:42:02.337
2.	00:57.345	37.2	20.1	10:42:59.682
3.	00:56.308	36.4	19.8	10:43:55.990
4.	22:00.345	36.8	1:23	11:05:56.335
5.	00:56.880	36.9	19.9	11:06:53.215
6.	00:56.149	36.2	19.8	11:07:49.364
7.	00:56.199	36.7	19.4	11:08:45.563
8.	00:55.329	36.3	19.0	11:09:40.892
9.	17:01.259	00.0	00.0	11:26:42.151
10.	00:56.075	36.3	19.7	11:27:38.226
11.	00:55.755	36.3	19.4	11:28:33.981
12.	00:55.297	36.3	18.9	11:29:29.278
13.	00:55.920	36.0	19.8	11:30:25.198

12. 4 Robin LARSSON SWE Audi A1

Lap	Laptime	Sector 1	Sector 2	Time of day
1.	00:58.198	38.0	20.1	10:52:16.160
2.	00:57.660	37.1	20.5	10:53:13.820
3.	00:56.241	36.5	19.6	10:54:10.061
4.	28:01.021	36.6	7:24	11:22:11.082
5.	00:56.782	37.1	19.6	11:23:07.864
6.	00:55.651	36.6	19.0	11:24:03.515
7.	00:55.511	36.6	18.8	11:24:59.026
8.	00:55.350	36.3	18.9	11:25:54.376

13. 43 Ken BLOCK USA Ford Focus RS

Lap	Laptime	Sector 1	Sector 2	Time of day
1.	00:59.168	39.3	19.8	10:51:54.855
2.	00:56.384	36.8	19.5	10:52:51.239
3.	00:56.502	36.9	19.5	10:53:47.741
4.	00:57.757	36.9	20.8	10:54:45.498
5.	22:48.024	00.0	00.0	11:17:33.522
6.	00:56.376	37.4	18.8	11:18:29.898
7.	00:56.054	37.1	18.8	11:19:25.952
8.	00:55.804	36.6	19.1	11:20:21.756
9.	11:11.539	36.7	1:34	11:31:33.295
10.	00:55.903	37.0	18.8	11:32:29.198

These results are provisional until the conclusion of any judicial and technical inquiries.

Hockenheimring (1280m)

Published at...	Clerk of the Course Karsten NEY	Timekeeper Attila BOROS	
-----------------	------------------------------------	----------------------------	--

Supercar

SC - 03

Free Practice 1

11.	00:55.547	36.7	18.8	11:33:24.745
12.	00:55.808	37.0	18.7	11:34:20.553
13.	00:56.778	36.9	19.8	11:35:17.331

14. 57 Toomas HEIKKINEN FIN Audi S1				
Lap	Laptime	Sector 1	Sector 2	Time of day
1.	00:58.355	37.7	20.6	10:41:54.644
2.	00:57.358	37.4	19.9	10:42:52.002
3.	00:57.406	37.5	19.8	10:43:49.408
4.	12:14.875	37.1	1:37	10:56:04.283
5.	00:57.437	37.0	20.4	10:57:01.720
6.	00:56.981	36.9	20.0	10:57:58.701
7.	00:56.822	37.1	19.6	10:58:55.523
8.	00:56.090	36.6	19.4	10:59:51.613
9.	27:06.991	00.0	00.0	11:26:58.604
10.	00:55.690	36.7	18.8	11:27:54.294
11.	00:55.723	36.8	18.8	11:28:50.017
12.	00:55.686	36.6	19.0	11:29:45.703
13.	00:56.565	36.6	19.9	11:30:42.268

15. 6 Janis BAUMANIS LVA Ford Fiesta				
Lap	Laptime	Sector 1	Sector 2	Time of day
1.	00:59.774	39.1	20.6	10:46:40.984
2.	00:57.212	37.2	19.9	10:47:38.196
3.	00:56.954	37.0	19.8	10:48:35.150
4.	12:32.867	36.8	1:55	11:01:08.017
5.	00:56.778	37.3	19.4	11:02:04.795
6.	00:56.377	37.1	19.2	11:03:01.172
7.	00:55.863	36.6	19.1	11:03:57.035
8.	13:40.562	36.7	3:03	11:17:37.597
9.	00:57.219	37.2	19.9	11:18:34.816
10.	00:55.817	36.5	19.2	11:19:30.633
11.	00:56.246	37.1	19.1	11:20:26.879
12.	00:56.893	37.6	19.2	11:21:23.772

16. 100 Guy WILKS GBR Volkswagen Polo				
Lap	Laptime	Sector 1	Sector 2	Time of day
1.	01:00.523	40.0	20.4	10:47:15.431
2.	00:57.436	37.3	20.0	10:48:12.867
3.	00:57.155	37.2	19.9	10:49:10.022
4.	00:56.494	37.0	19.4	10:50:06.516
5.	02:40.913	00.0	00.0	11:10:47.429
6.	00:56.721	37.3	19.4	11:11:44.150
7.	00:58.403	39.0	19.3	11:12:42.553
8.	00:58.693	38.2	20.4	11:13:41.246
9.	00:56.445	37.2	19.1	11:14:37.691
10.	17:07.858	00.0	00.0	11:31:45.549
11.	00:57.206	37.0	20.1	11:32:42.755
12.	00:56.105	36.8	19.3	11:33:38.860
13.	00:56.188	37.1	18.9	11:34:35.048
14.	00:56.005	36.7	19.2	11:35:31.053

These results are provisional until the conclusion of any judicial and technical inquiries.

Hockenheimring (1280m)

Published at...	Clerk of the Course	Timekeeper
	Karsten NEY	Attila BOROS



Supercar

SC - 03

Free Practice 1

17. 87 Jean-Baptiste DUBOURG FRA Peugeot 208				
Lap	Laptime	Sector 1	Sector 2	Time of day
1.	00:59.912	39.1	20.7	10:46:57.079
2.	00:57.915	37.7	20.2	10:47:54.994
3.	00:57.511	37.5	19.9	10:48:52.505
4.	16:50.625	37.2	6:13	11:05:43.130
5.	00:57.812	37.4	20.3	11:06:40.942
6.	00:56.234	36.9	19.2	11:07:37.176
7.	00:56.994	37.0	19.9	11:08:34.170

18. 96 Kevin ERIKSSON SWE Ford Fiesta				
Lap	Laptime	Sector 1	Sector 2	Time of day
1.	00:58.535	37.8	20.7	10:47:08.667
2.	00:56.780	36.7	20.0	10:48:05.447
3.	00:56.244	36.7	19.4	10:49:01.691
4.	01:21.215	52.1	29.0	10:50:22.906

19. 68 Niclas GRÖNHOLM FIN Ford Fiesta				
Lap	Laptime	Sector 1	Sector 2	Time of day
1.	00:57.853	38.1	19.7	10:52:00.263
2.	00:56.636	37.2	19.3	10:52:56.899
3.	00:56.556	36.8	19.6	10:53:53.455
4.	11:55.171	36.8	1:18	11:05:48.626
5.	00:56.285	36.8	19.4	11:06:44.911

20. 69 Martin KACZMARSKI POL Ford Fiesta				
Lap	Laptime	Sector 1	Sector 2	Time of day
1.	00:59.971	39.2	20.7	10:51:43.214
2.	00:59.734	38.7	20.9	10:52:42.948
3.	13:19.295	38.8	2:40	11:06:02.243
4.	00:58.719	38.1	20.5	11:07:00.962
5.	00:56.394	36.6	19.6	11:07:57.356
6.	00:56.485	37.0	19.4	11:08:53.841
7.	13:38.013	37.6	3:00	11:22:31.854
8.	00:58.350	37.3	21.0	11:23:30.204
9.	00:57.047	37.4	19.5	11:24:27.251
10.	00:57.265	37.6	19.5	11:25:24.516
11.	00:57.088	37.7	19.3	11:26:21.604

21. 10 "CSUCSU" HUN Kia Rio				
Lap	Laptime	Sector 1	Sector 2	Time of day
1.	01:01.001	40.1	20.8	10:52:09.167
2.	00:59.574	38.4	21.0	10:53:08.741
3.	00:58.029	37.9	20.0	10:54:06.770
4.	16:48.994	37.8	6:11	11:10:55.764
5.	00:57.746	38.1	19.5	11:11:53.510
6.	00:57.233	37.6	19.5	11:12:50.743
7.	00:58.257	37.8	20.4	11:13:49.000
8.	13:24.234	38.0	2:46	11:27:13.234
9.	00:58.425	38.0	20.3	11:28:11.659
10.	00:56.879	37.4	19.4	11:29:08.538

These results are provisional until the conclusion of any judicial and technical inquiries.

Hockenheimring (1280m)

Published at...	Clerk of the Course Karsten NEY 	Timekeeper Attila BOROS 	
-----------------	--	--	---

Supercar

SC - 03

Free Practice 1

11. 00:57.049 37.5 19.5 11:30:05.587

22.	36 Guerlain CHICHERIT	FRA	Renault Clio
-----	-----------------------	-----	--------------

Lap	Laptime	Sector 1	Sector 2	Time of day
1.	01:00.734	40.2	20.4	10:57:16.990
2.	00:57.731	37.9	19.7	10:58:14.721
3.	00:58.119	37.7	20.3	10:59:12.840
4.	11:28.806	37.3	1:51	11:10:41.646
5.	00:57.546	37.6	19.9	11:11:39.192
6.	00:57.929	37.7	20.1	11:12:37.121
7.	00:58.373	37.9	20.3	11:13:35.494

These results are provisional until the conclusion of any judicial and technical inquiries.

Hockenheimring (1280m)

Published at...	Clerk of the Course Karsten NEY	Timekeeper Attila BOROS	
-----------------	------------------------------------	----------------------------	--

Printed: 5/5/2017 11:38:21 AM

Page 8 of 8

Supercar

SC - 06

Result of Q 1

Modified

Pos.	No.	Driver Competitor/Entrant	Nat./Car	Total Tm Laps/Jok/Race	Gap Penalty	Lap0	Lap1 S1 S2	Lap2 S1 S2	Lap3 S1 S2	Lap4 S1 S2	Pts.
1	9	Sébastien LOEB Team Peugeot-Hansen	FRA Peugeot 208	3:47.319 4 / 1 R5	-	0:05.559	0:55.134 36.3 18.7	0:55.462 36.3 19.1	0:54.956 35.9 19.0	<u>0:56.208</u> 35.8 20.3	50
2	3	Johan KRISTOFFERSSON PSRX Volkswagen Sweden	SWE Volkswagen Polo GTI	3:48.803 4 / 1 R4	0:01.484 -	0:05.669	0:56.246 36.8 19.4	0:55.367 36.3 18.9	<u>0:56.119</u> 36.0 20.0	0:55.402 36.0 19.3	45
3	71	Kevin HANSEN Team Peugeot-Hansen	SWE Peugeot 208	3:50.849 4 / 1 R5	0:03.530 -	0:05.678	<u>0:58.091</u> 37.5 20.4	0:55.321 36.1 19.2	0:55.178 35.8 19.2	0:56.581 36.5 20.0	42
4	15	Reinis NITISS EKS Performance AB	LVA Audi S1	3:50.932 4 / 1 R5	0:03.613 -	0:05.915	0:55.886 36.8 19.0	0:55.669 36.5 19.0	0:55.839 36.6 19.1	<u>0:57.623</u> 36.6 20.9	40
5	21	Timmy HANSEN Team Peugeot-Hansen	SWE Peugeot 208	3:52.077 4 / 1 R2	0:04.758 -	0:05.868	0:57.694 37.9 19.6	0:56.759 37.1 19.5	<u>0:56.610</u> 36.3 20.2	0:55.146 35.9 19.1	39
6	44	Timo SCHEIDER MJP Racing Team Austria	DEU Ford Fiesta	3:52.457 4 / 1 R3	0:05.138 -	0:06.130	0:57.505 38.1 19.3	0:56.340 36.8 19.4	<u>0:56.650</u> 36.3 20.2	0:55.832 36.2 19.5	38
7	7	Timur TIMERZYANOV Team Stard	RUS Ford Fiesta	3:52.534 4 / 1 R2	0:05.215 -	0:05.551	0:57.471 37.6 19.8	0:56.470 37.2 19.2	0:56.099 36.7 19.3	<u>0:56.943</u> 36.5 20.4	37
8	11	Petter SOLBERG PSRX Volkswagen Sweden	NOR Volkswagen Polo GTI	3:52.761 4 / 1 R3	0:05.442 -	0:06.148	<u>1:01.121</u> 40.0 21.0	0:55.034 36.0 18.9	0:55.026 36.1 18.8	0:55.432 35.9 19.4	36
9	1	Mattias EKSTRÖM EKS	SWE Audi S1	3:52.923 4 / 1 R4	0:05.604 -	0:06.165	0:58.322 39.0 19.2	0:55.941 36.7 19.2	0:55.579 36.2 19.3	<u>0:56.916</u> 36.3 20.5	35
10	13	Andreas BAKKERUD Hoonigan Racing Division	NOR Ford Focus RS	3:53.072 4 / 1 R2	0:05.753 -	0:05.720	<u>0:58.177</u> 37.7 20.4	0:56.902 37.4 19.4	0:56.653 36.9 19.6	0:55.620 36.4 19.1	34
11	87	Jean-Baptiste DUBOURG DA Racing	FRA Peugeot 208	3:53.180 4 / 1 R5	0:05.861 -	0:05.957	0:58.136 38.7 19.4	<u>0:57.107</u> 36.5 20.5	0:55.989 36.1 19.3	0:55.991 36.5 19.4	33
12	43	Ken BLOCK Hoonigan Racing Division	USA Ford Focus RS	3:53.573 4 / 1 R4	0:06.254 -	0:05.849	<u>0:59.428</u> 38.6 20.7	0:56.708 37.5 19.1	0:55.822 36.5 19.3	0:55.766 36.3 19.4	32
13	4	Robin LARSSON Robin Larsson	SWE Audi A1	3:55.033 4 / 1 R4	0:07.714 -	0:06.336	0:59.038 39.5 19.5	<u>0:57.410</u> 36.5 20.8	0:56.168 36.7 19.4	0:56.081 36.6 19.4	31
14	68	Niclas GRÖNHOLM GRX	FIN Ford Fiesta	3:55.578 4 / 1 R3	0:08.259 -	0:05.723	0:58.707 39.2 19.4	<u>0:57.535</u> 36.9 20.5	0:57.464 37.4 19.9	0:56.149 36.9 19.2	30
15	57	Toomas HEIKKINEN EKS	FIN Audi S1	3:55.666 4 / 1 R2	0:08.347 -	0:05.984	0:59.049 38.9 20.1	<u>0:57.669</u> 00.0 00.0	0:56.561 00.0 00.0	0:56.403 00.0 00.0	29
16	69	Martin KACZMARSKI Martin Kaczmarek	POL Ford Fiesta	3:56.457 4 / 1 R4	0:09.138 -	0:05.743	0:57.571 37.9 19.6	<u>0:57.997</u> 37.3 20.6	0:58.789 39.1 19.6	0:56.357 36.9 19.4	28
17	6	Janis BAUMANIS Team Stard	LVA Ford Fiesta	3:56.715 4 / 1 R1	0:09.396 -	0:05.607	0:58.409 38.3 20.0	0:57.196 37.2 19.9	0:57.053 37.1 19.9	<u>0:58.450</u> 37.6 20.7	27
18	96	Kevin ERIKSSON MJP Racing Team Austria	SWE Ford Fiesta	3:59.147 4 / 1 R3	0:11.828 -	0:05.990	0:56.945 37.6 19.3	0:56.125 36.6 19.4	0:55.982 36.5 19.4	<u>1:04.105</u> 36.4 27.6	26
19	77	René MUENNICH ALL-INKL.COM Muennich Motorsport	DEU Seat Ibiza	4:01.947 4 / 1 R1	0:14.628 -	0:05.942	<u>1:01.278</u> 40.1 21.1	0:57.827 37.7 20.1	0:59.087 39.1 19.9	0:57.813 37.8 19.9	25
20	100	Guy WILKS Loco World RX Team	GBR Volkswagen Polo	4:02.331 4 / 1 R5	0:15.012 -	0:05.995	<u>0:59.874</u> 39.3 20.4	0:56.715 36.3 20.4	0:59.978 39.2 20.7	0:59.769 39.1 20.6	24
21	36	Guerlain CHICHERIT Guerlain Chicherit	FRA Renault Clio	4:02.644 4 / 1 R3	0:15.325 -	0:05.585	<u>1:01.484</u> 40.4 21.0	0:58.900 38.3 20.5	0:58.277 37.9 20.2	0:58.398 37.8 20.5	23
22	10	"CSUCSU" Speedy Motorsport	HUN Kia Rio	4:01.747 4 / 1 R1	0:19.428 0:05.000	0:05.687	1:00.270 39.8 20.4	<u>0:58.833</u> 38.0 20.8	0:58.573 38.3 20.2	0:58.384 37.9 20.4	22

#10 - +5 sec. penalty - Moving track marker

Reprimand: #10

These results are provisional until the conclusion of any judicial and technical inquiries.

Hockenheimring (1280m)

Published at...	Clerk of the Course Karsten NEY	Timekeeper Attila BOROS	
-----------------	------------------------------------	----------------------------	--

Printed: 5/5/2017 6:42:16 PM

Page 1 of 1

Supercar

SC - 05

Provisional Grid Sheet for Q 2 (Left Pole)

POLE	P2	P3	P4	P5
Race 1				
100	36	10		
Race 2				
69	6	96	77	
Race 3				
87	43	4	68	57
Race 4				
44	7	11	1	13
Race 5				
9	3	71	15	21

R1

- 100 Guy WILKS GBR
- 36 Guerlain CHICHERIT FRA
- 10 "CSUCSU" HUN

R2

- 69 Martin KACZMARSKI POL
- 6 Janis BAUMANIS LVA
- 96 Kevin ERIKSSON SWE
- 77 René MUENNICH DEU

R3

- 87 Jean-Baptiste DUBOURG FRA
- 43 Ken BLOCK USA
- 4 Robin LARSSON SWE
- 68 Niclas GRÖNHOLM FIN
- 57 Toomas HEIKKINEN FIN

R4

- 44 Timo SCHEIDER DEU
- 7 Timur TIMERZYANOV RUS
- 11 Petter SOLBERG NOR
- 1 Mattias EKSTRÖM SWE
- 13 Andreas BAKKERUD NOR

R5

- 9 Sébastien LOEB FRA
- 3 Johan KRISTOFFERSSON SWE
- 71 Kevin HANSEN SWE
- 15 Reinis NITISS LVA
- 21 Timmy HANSEN SWE

These results are provisional until the conclusion of any judicial and technical inquiries.

Hockenheimring (1280m)

Published at...	Clerk of the Course Karsten NEY <i>KNEY</i>	Timekeeper Attila BOROS <i>Attila</i>	
-----------------	--	--	--

Printed: 5/5/2017 3:37:42 PM

Page 1 of 1

Supercar

SC - 07

Result of Q 2

Pos.	No.	Driver Competitor/Entrant	Nat./Car	Total Tm Laps/Jok/Race	Gap Penalty	Lap0	Lap1 S1 S2	Lap2 S1 S2	Lap3 S1 S2	Lap4 S1 S2	Pts.
1	9	Sébastien LOEB Team Peugeot-Hansen	FRA Peugeot 208	3:47.084 4 / 1 R5	-	0:05.432	0:55.747 36.7 19.0	0:55.148 35.9 19.1	0:54.674 35.8 18.8	0:56.083 35.9 20.1	50
2	21	Timmy HANSEN Team Peugeot-Hansen	SWE Peugeot 208	3:47.659 4 / 1 R5	0:00.575 -	0:05.771	0:57.454 37.7 19.6	0:54.795 35.6 19.0	0:54.803 36.0 18.7	0:54.836 35.8 18.9	45
3	3	Johan KRISTOFFERSSON PSRX Volkswagen Sweden	SWE Volkswagen Polo GTI	3:48.302 4 / 1 R5	0:01.218 -	0:05.613	0:56.349 37.2 19.0	0:55.186 36.0 19.1	0:55.069 36.0 19.0	0:56.085 35.9 20.1	42
4	43	Ken BLOCK Hoonigan Racing Division	USA Ford Focus RS	3:49.995 4 / 1 R3	0:02.911 -	0:05.336	0:56.252 37.0 19.1	0:56.056 36.6 19.4	0:55.915 36.6 19.2	0:56.436 36.0 20.4	40
5	71	Kevin HANSEN Team Peugeot-Hansen	SWE Peugeot 208	3:50.896 4 / 1 R5	0:03.812 -	0:05.934	0:58.747 38.0 20.6	0:55.579 36.2 19.3	0:55.563 36.4 19.1	0:55.073 36.0 19.0	39
6	96	Kevin ERIKSSON MJP Racing Team Austria	SWE Ford Fiesta	3:51.050 4 / 1 R2	0:03.966 -	0:05.729	0:56.286 36.9 19.3	0:56.175 36.8 19.3	0:57.057 36.4 20.6	0:55.803 36.4 19.3	38
7	7	Timur TIMERZYANOV Team Stard	RUS Ford Fiesta	3:51.069 4 / 1 R4	0:03.985 -	0:05.542	0:55.894 36.8 19.0	0:56.029 36.6 19.3	0:57.512 36.5 20.9	0:56.092 36.7 19.3	37
8	1	Mattias EKSTRÖM EKS	SWE Audi S1	3:51.341 4 / 1 R4	0:04.257 -	0:06.078	0:56.524 37.4 19.0	0:55.856 36.5 19.3	0:55.643 36.2 19.4	0:57.240 36.4 20.7	36
9	44	Timo SCHEIDER MJP Racing Team Austria	DEU Ford Fiesta	3:51.997 4 / 1 R4	0:04.913 -	0:05.798	0:57.181 37.2 19.9	0:56.012 36.6 19.3	0:56.563 36.4 20.0	0:56.443 37.2 19.1	35
10	6	Janis BAUMANIS Team Stard	LVA Ford Fiesta	3:52.044 4 / 1 R2	0:04.960 -	0:05.703	0:59.216 38.7 20.4	0:55.761 36.6 19.1	0:55.586 36.1 19.4	0:55.778 36.3 19.3	34
11	100	Guy WILKS Loco World RX Team	GBR Volkswagen Polo	3:52.891 4 / 1 R1	0:05.807 -	0:05.343	0:56.641 37.0 19.6	0:56.260 36.5 19.6	0:58.206 36.9 21.2	0:56.441 36.5 19.8	33
12	15	Reinis NITISS EKS Performance AB	LVA Audi S1	3:52.902 4 / 1 R5	0:05.818 -	0:05.993	0:58.036 38.8 19.1	0:55.726 36.2 19.4	0:57.507 37.2 20.2	0:55.640 36.5 19.0	32
13	87	Jean-Baptiste DUBOURG DA Racing	FRA Peugeot 208	3:54.146 4 / 1 R3	0:07.062 -	0:05.315	0:58.422 37.8 20.6	0:56.969 37.3 19.6	0:56.300 36.7 19.5	0:57.140 37.1 20.0	31
14	57	Toomas HEIKKINEN EKS	FIN Audi S1	3:54.810 4 / 1 R3	0:07.726 -	0:06.078	0:59.943 38.5 21.3	0:55.832 36.4 19.3	0:56.382 36.5 19.8	0:56.575 36.9 19.6	30
15	69	Martin KACZMARSKI Martin Kaczmarek	POL Ford Fiesta	3:55.099 4 / 1 R2	0:08.015 -	0:05.568	0:58.230 38.2 20.0	0:56.226 36.7 19.4	0:58.489 37.3 21.1	0:56.586 37.2 19.3	29
16	77	René MUENNICH ALL-INKL.COM Muennich Motorsport	DEU Seat Ibiza	3:56.221 4 / 1 R2	0:09.137 -	0:05.673	1:00.075 39.6 20.4	0:56.653 37.1 19.5	0:56.514 36.7 19.7	0:57.306 37.8 19.5	28
17	68	Niclas GRÖNHOLM GRX	FIN Ford Fiesta	3:59.262 4 / 1 R3	0:12.178 -	0:05.665	1:05.897 46.0 19.8	0:55.534 36.4 19.0	0:56.126 36.5 19.5	0:56.040 36.4 19.6	27
18	4	Robin LARSSON Robin Larsson	SWE Audi A1	4:08.231 4 / 1 R3	0:21.147 -	0:05.863	0:58.645 38.7 19.8	0:57.834 37.2 20.6	1:00.628 38.7 21.9	1:05.261 42.3 22.9	26
19	36	Guerlain CHICHERIT Guerlain Chicherit	FRA Renault Clio	4:12.105 4 / 1 R1	0:25.021 -	0:05.804	1:10.412 49.5 20.8	0:59.057 39.1 19.9	0:58.835 37.4 21.3	0:57.997 37.9 19.9	25
20	10	"CSUCSU" Speedy Motorsport	HUN Kia Rio	3:57.096 4 / 1 R1	0:40.012 0:30.000	0:05.863	0:57.691 38.0 19.6	0:57.068 37.3 19.7	0:58.918 37.4 21.4	0:57.556 37.3 20.1	24
21	11	Petter SOLBERG PSRX Volkswagen Sweden	NOR Volkswagen Polo GTI	4:44.401 4 / 1 R4	0:57.317 -	0:05.978	1:11.138 46.1 24.9	1:12.185 48.5 23.6	1:05.758 43.4 22.3	1:09.342 44.7 24.6	23
22	13	Andreas BAKKERUD Hoonigan Racing Division	NOR Ford Focus RS	4:38.421 4 / 1 R4	1:11.337 0:20.000	0:06.280	1:10.351 45.9 24.4	1:07.840 45.3 22.5	1:06.473 44.4 22.0	1:07.477 44.1 23.2	22

#10 - +30 sec. penalty, #13 - +20 sec. penalty

Reprimand: #13

These results are provisional until the conclusion of any judicial and technical inquiries.

Hockenheimring (1280m)

Published at...	Clerk of the Course Karsten NEY	Timekeeper Attila BOROS	
-----------------	------------------------------------	----------------------------	--

Printed: 5/5/2017 6:46:40 PM

Page 1 of 1

Supercar

SC - 08

Result after Q 2


Pos.	No.	Driver Competitor/Entrant	Nat. Car Ch.	Q1	Q2	Q3	Q4	Q Sum	Int. Pt.	SF1	SF2	Final	Ch. Pt.	Ch Sum
1	9	Sébastien LOEB Team Peugeot-Hansen	FRA Peugeot 208	50 (1.) 3:47.319	50 (1.) 3:47.084			100						
2	3	Johan KRISTOFFERSSON PSRX Volkswagen Sweden	SWE Volkswagen Polo GTI	45 (2.) 3:48.803	42 (3.) 3:48.302			87						
3	21	Timmy HANSEN Team Peugeot-Hansen	SWE Peugeot 208	39 (5.) 3:52.077	45 (2.) 3:47.659			84						
4	71	Kevin HANSEN Team Peugeot-Hansen	SWE Peugeot 208	42 (3.) 3:50.849	39 (5.) 3:50.896			81						
5	7	Timur TIMERZYANOV Team Stard	RUS Ford Fiesta	37 (7.) 3:52.534	37 (7.) 3:51.069			74						
6	44	Timo SCHEIDER MJP Racing Team Austria	DEU Ford Fiesta	38 (6.) 3:52.457	35 (9.) 3:51.997			73						
7	43	Ken BLOCK Hoonigan Racing Division	USA Ford Focus RS	32 (12.) 3:53.573	40 (4.) 3:49.995			72						
8	15	Reinis NITISS EKS Performance AB	LVA Audi S1	40 (4.) 3:50.932	32 (12.) 3:52.902			72						
9	1	Mattias EKSTRÖM EKS	SWE Audi S1	35 (9.) 3:52.923	36 (8.) 3:51.341			71						
10	96	Kevin ERIKSSON MJP Racing Team Austria	SWE Ford Fiesta	26 (18.) 3:59.147	38 (6.) 3:51.050			64						
11	87	Jean-Baptiste DUBOURG DA Racing	FRA Peugeot 208	33 (11.) 3:53.180	31 (13.) 3:54.146			64						
12	6	Janis BAUMANIS Team Stard	LVA Ford Fiesta	27 (17.) 3:56.715	34 (10.) 3:52.044			61						
13	57	Toomas HEIKKINEN EKS	FIN Audi S1	29 (15.) 3:55.666	30 (14.) 3:54.810			59						
14	11	Petter SOLBERG PSRX Volkswagen Sweden	NOR Volkswagen Polo GTI	36 (8.) 3:52.761	23 (21.) 4:44.401			59						
15	100	Guy WILKS Loco World RX Team	GBR Volkswagen Polo	24 (20.) 4:02.331	33 (11.) 3:52.891			57						
16	69	Martin KACZMARSKI Martin Kaczmarek	POL Ford Fiesta	28 (16.) 3:56.457	29 (15.) 3:55.099			57						
17	68	Niclas GRÖNHOLM GRX	FIN Ford Fiesta	30 (14.) 3:55.578	27 (17.) 3:59.262			57						
18	4	Robin LARSSON Robin Larsson	SWE Audi A1	31 (13.) 3:55.033	26 (18.) 4:08.231			57						
19	13	Andreas BAKKERUD Hoonigan Racing Division	NOR Ford Focus RS	34 (10.) 3:53.072	22 (22.) 4:58.421			56						
20	77	René MUENNICH ALL-INKL.COM Muennich Motorsport	DEU Seat Ibiza	25 (19.) 4:01.947	28 (16.) 3:56.221			53						
21	36	Guerlain CHICHERIT Guerlain Chicherit	FRA Renault Clio	23 (21.) 4:02.644	25 (19.) 4:12.105			48						
22	10	"CSUCSU" Speedy Motorsport	HUN Kia Rio	22 (22.) 4:06.747	24 (20.) 4:27.096			46						

22 drivers

 -
 -

These results are provisional until the conclusion of any judicial and technical inquiries.

Hockenheimring (1280m)

Published at...	Clerk of the Course Karsten NEY 	Timekeeper Attila BOROS 	
-----------------	--	--	---

Printed: 5/5/2017 6:48:53 PM

Page 1 of 1

Supercar

SC - 09

Provisional Grid Sheet for Q 3 (Left Pole)

POLE	P2	P3	P4	P5
Race 1				
10	11	13		
Race 2				
77	68	4	36	
Race 3				
100	15	87	57	69
Race 4				
96	7	1	44	6
Race 5				
9	21	3	43	71

R1

- 10 "CSUCSU" HUN
- 11 Petter SOLBERG NOR
- 13 Andreas BAKKERUD NOR

R2

- 77 René MUENNICH DEU
- 68 Niclas GRÖNHOLM FIN
- 4 Robin LARSSON SWE
- 36 Guerlain CHICHERIT FRA

R3

- 100 Guy WILKS GBR
- 15 Reinis NITISS LVA
- 87 Jean-Baptiste DUBOURG FRA
- 57 Toomas HEIKKINEN FIN
- 69 Martin KACZMARSKI POL

R4

- 96 Kevin ERIKSSON SWE
- 7 Timur TIMERZYANOV RUS
- 1 Mattias EKSTRÖM SWE
- 44 Timo SCHEIDER DEU
- 6 Janis BAUMANIS LVA

R5

- 9 Sébastien LOEB FRA
- 21 Timmy HANSEN SWE
- 3 Johan KRISTOFFERSSON SWE
- 43 Ken BLOCK USA
- 71 Kevin HANSEN SWE

These results are provisional until the conclusion of any judicial and technical inquiries.

Hockenheimring (1280m)

Published at...	Clerk of the Course Karsten NEY <i>KNEY</i>	Timekeeper Attila BOROS <i>Attila</i>	
-----------------	--	--	--

Supercar

SC - 10

Result of Q 3

Pos.	No.	Driver Competitor/Entrant	Nat./Car	Total Tm Laps/Jok/Race	Gap Penalty	Lap0	Lap1 S1 S2	Lap2 S1 S2	Lap3 S1 S2	Lap4 S1 S2	Pts.
1	11	Petter SOLBERG PSRX Volkswagen Sweden	NOR Volkswagen Polo GTI	3:46.469 4 / 1 R1	-	0:05.258	0:54.943 36.1 18.7	0:55.101 36.1 18.9	<u>0:56.271</u> 36.0 20.1	0:54.896 35.9 18.9	50
2	9	Sébastien LOEB Team Peugeot-Hansen	FRA Peugeot 208	3:47.604 4 / 1 R5	0:01.135 -	0:05.338	0:55.443 36.6 18.7	0:55.170 36.4 18.7	0:55.417 36.5 18.8	<u>0:56.236</u> 36.3 19.8	45
3	1	Mattias EKSTRÖM EKS	SWE Audi S1	3:47.941 4 / 1 R4	0:01.472 -	0:05.366	0:56.271 37.5 18.7	0:55.256 36.4 18.8	<u>0:56.002</u> 35.9 20.0	0:55.046 36.2 18.8	42
4	96	Kevin ERIKSSON MJP Racing Team Austria	SWE Ford Fiesta	3:48.105 4 / 1 R4	0:01.636 -	0:05.308	0:55.717 36.8 18.8	0:55.246 36.3 18.8	0:54.884 35.9 18.9	<u>0:56.950</u> 36.5 20.4	40
5	3	Johan KRISTOFFERSSON PSRX Volkswagen Sweden	SWE Volkswagen Polo GTI	3:48.140 4 / 1 R5	0:01.671 -	0:05.344	0:55.991 37.3 18.6	0:55.353 36.8 18.5	<u>0:56.378</u> 36.3 20.0	0:55.074 36.4 18.6	39
6	21	Timmy HANSEN Team Peugeot-Hansen	SWE Peugeot 208	3:49.003 4 / 1 R5	0:02.534 -	0:05.224	0:56.681 38.1 18.5	<u>0:56.495</u> 36.8 19.6	0:55.258 36.7 18.5	0:55.345 36.5 18.7	38
7	44	Timo SCHEIDER MJP Racing Team Austria	DEU Ford Fiesta	3:49.316 4 / 1 R4	0:02.847 -	0:05.638	0:56.852 37.9 18.9	<u>0:56.205</u> 36.2 19.9	0:55.428 36.3 19.0	0:55.193 36.5 18.6	37
8	4	Robin LARSSON Robin Larsson	SWE Audi A1	3:49.646 4 / 1 R2	0:03.177 -	0:05.550	0:56.038 36.7 19.3	0:55.716 36.5 19.1	<u>0:56.669</u> 36.1 20.4	0:55.673 36.3 19.2	36
9	15	Reinis NITISS EKS Performance AB	LVA Audi S1	3:49.913 4 / 1 R3	0:03.444 -	0:05.441	0:56.359 37.2 19.0	<u>0:57.070</u> 36.6 20.4	0:55.741 36.7 19.0	0:55.302 36.3 18.9	35
10	68	Niclas GRÖNHOLM GRX	FIN Ford Fiesta	3:50.524 4 / 1 R2	0:04.055 -	0:05.822	<u>0:57.433</u> 37.2 20.2	0:55.430 36.1 19.2	0:56.102 36.4 19.6	0:55.737 36.2 19.4	34
11	57	Toomas HEIKKINEN EKS	FIN Audi S1	3:50.717 4 / 1 R3	0:04.248 -	0:05.448	0:56.907 37.9 18.9	0:55.814 36.8 18.9	0:55.766 36.5 19.1	<u>0:56.782</u> 36.2 20.5	33
12	13	Andreas BAKKERUD Hoonigan Racing Division	NOR Ford Focus RS	3:50.805 4 / 1 R1	0:04.336 -	0:05.985	0:56.133 36.8 19.2	0:55.921 36.7 19.1	0:55.828 36.5 19.2	<u>0:56.938</u> 36.4 20.4	32
13	100	Guy WILKS Loco World RX Team	GBR Volkswagen Polo	3:51.127 4 / 1 R3	0:04.658 -	0:05.409	0:55.981 36.5 19.4	0:56.229 36.8 19.4	<u>0:57.616</u> 36.6 21.0	0:55.892 36.4 19.4	31
14	69	Martin KACZMARSKI Martin Kaczmarek	POL Ford Fiesta	3:52.019 4 / 1 R3	0:05.550 -	0:05.637	0:58.636 38.9 19.6	<u>0:56.801</u> 36.3 20.4	0:55.912 36.5 19.3	0:55.033 35.9 19.0	30
15	71	Kevin HANSEN Team Peugeot-Hansen	SWE Peugeot 208	3:52.450 4 / 1 R5	0:05.981 -	0:05.495	0:57.618 38.7 18.8	<u>0:57.728</u> 37.4 20.2	0:55.658 36.8 18.7	0:55.951 36.7 19.1	29
16	7	Timur TIMERZYANOV Team Stard	RUS Ford Fiesta	3:52.849 4 / 1 R4	0:06.380 -	0:05.338	<u>0:59.530</u> 39.4 20.0	0:55.321 36.1 19.2	0:56.330 36.9 19.4	0:56.330 36.8 19.4	28
17	6	Janis BAUMANIS Team Stard	LVA Ford Fiesta	3:53.354 4 / 1 R4	0:06.885 -	0:05.524	<u>0:58.697</u> 38.6 20.0	0:55.434 36.4 18.9	0:57.518 38.2 19.2	0:56.181 36.7 19.3	27
18	43	Ken BLOCK Hoonigan Racing Division	USA Ford Focus RS	3:53.565 4 / 1 R5	0:07.096 -	0:05.768	<u>0:59.689</u> 39.4 20.2	0:55.763 36.8 18.9	0:56.174 37.0 19.1	0:56.171 37.0 19.1	26
19	87	Jean-Baptiste DUBOURG DA Racing	FRA Peugeot 208	3:53.592 4 / 1 R3	0:07.123 -	0:05.698	<u>1:00.057</u> 39.7 20.3	0:56.020 36.7 19.2	0:56.163 36.9 19.1	0:55.654 36.3 19.3	25
20	36	Guerlain CHICHERIT Guerlain Chicherit	FRA Renault Clio	4:01.889 4 / 1 R2	0:15.420 -	0:05.665	<u>1:05.907</u> 45.2 20.6	0:57.267 37.5 19.7	0:56.606 37.0 19.5	0:56.444 36.7 19.7	24
DNF	10	"CSUCSU" Speedy Motorsport	HUN Kia Rio	- 3 / 1 R1	+1 LAP -	0:05.490	0:58.290 38.5 19.7	0:57.068 37.5 19.5	<u>0:58.569</u> 37.7 20.8		21
DNF	77	René MUENNICH ALL-INKL.COM Muennich Motorsport	DEU Seat Ibiza	- 0 / 0 R2	+4 LAP -	0:08.004					21

These results are provisional until the conclusion of any judicial and technical inquiries.

Hockenheimring (1280m)

Published at...	Clerk of the Course Karsten NEY	Timekeeper Attila BOROS	
-----------------	------------------------------------	----------------------------	--

Printed: 5/6/2017 6:15:11 PM

Page 1 of 1

Supercar

SC - 11

Result after Q 3



Pos.	No.	Driver Competitor/Entrant	Nat. Car Ch.	Q1	Q2	Q3	Q4	Q Sum	Int. Pt.	SF1	SF2	Final	Ch. Pt.	Ch Sum
1	9	Sébastien LOEB Team Peugeot-Hansen	FRA Peugeot 208	50 (1.) 3:47.319	50 (1.) 3:47.084	45 (2.) 3:47.604		145						
2	3	Johan KRISTOFFERSSON PSRX Volkswagen Sweden	SWE Volkswagen Polo GTI	45 (2.) 3:48.803	42 (3.) 3:48.302	39 (5.) 3:48.140		126						
3	21	Timmy HANSEN Team Peugeot-Hansen	SWE Peugeot 208	39 (5.) 3:52.077	45 (2.) 3:47.659	38 (6.) 3:49.003		122						
4	1	Mattias EKSTRÖM EKS	SWE Audi S1	35 (9.) 3:52.923	36 (8.) 3:51.341	42 (3.) 3:47.941		113						
5	44	Timo SCHEIDER MJP Racing Team Austria	DEU Ford Fiesta	38 (6.) 3:52.457	35 (9.) 3:51.997	37 (7.) 3:49.316		110						
6	71	Kevin HANSEN Team Peugeot-Hansen	SWE Peugeot 208	42 (3.) 3:50.849	39 (5.) 3:50.896	29 (15.) 3:52.450		110						
7	11	Petter SOLBERG PSRX Volkswagen Sweden	NOR Volkswagen Polo GTI	36 (8.) 3:52.761	23 (21.) 4:44.401	50 (1.) 3:46.469		109						
8	15	Reinis NITISS EKS Performance AB	LVA Audi S1	40 (4.) 3:50.932	32 (12.) 3:52.902	35 (9.) 3:49.913		107						
9	96	Kevin ERIKSSON MJP Racing Team Austria	SWE Ford Fiesta	26 (18.) 3:59.147	38 (6.) 3:51.050	40 (4.) 3:48.105		104						
10	7	Timur TIMERZYANOV Team Stard	RUS Ford Fiesta	37 (7.) 3:52.534	37 (7.) 3:51.069	28 (16.) 3:52.849		102						
11	43	Ken BLOCK Hoonigan Racing Division	USA Ford Focus RS	32 (12.) 3:53.573	40 (4.) 3:49.995	26 (18.) 3:53.565		98						
12	4	Robin LARSSON Robin Larsson	SWE Audi A1	31 (13.) 3:55.033	26 (18.) 4:08.231	36 (8.) 3:49.646		93						
13	57	Toomas HEIKKINEN EKS	FIN Audi S1	29 (15.) 3:55.666	30 (14.) 3:54.810	33 (11.) 3:50.717		92						
14	68	Niclas GRÖNHOLM GRX	FIN Ford Fiesta	30 (14.) 3:55.578	27 (17.) 3:59.262	34 (10.) 3:50.524		91						
15	87	Jean-Baptiste DUBOURG DA Racing	FRA Peugeot 208	33 (11.) 3:53.180	31 (13.) 3:54.146	25 (19.) 3:53.592		89						
16	13	Andreas BAKKERUD Hoonigan Racing Division	NOR Ford Focus RS	34 (10.) 3:53.072	22 (22.) 4:58.421	32 (12.) 3:50.805		88						
17	100	Guy WILKS Loco World RX Team	GBR Volkswagen Polo	24 (20.) 4:02.331	33 (11.) 3:52.891	31 (13.) 3:51.127		88						
18	6	Janis BAUMANIS Team Stard	LVA Ford Fiesta	27 (17.) 3:56.715	34 (10.) 3:52.044	27 (17.) 3:53.354		88						
19	69	Martin KACZMARSKI Martin Kaczmarski	POL Ford Fiesta	28 (16.) 3:56.457	29 (15.) 3:55.099	30 (14.) 3:52.019		87						
20	77	René MUENNICH ALL-INKL.COM Muennich Motorsport	DEU Seat Ibiza	25 (19.) 4:01.947	28 (16.) 3:56.221	21 (22.) DNF		74						
21	36	Guerlain CHICHERIT Guerlain Chicherit	FRA Renault Clio	23 (21.) 4:02.644	25 (19.) 4:12.105	24 (20.) 4:01.889		72						
22	10	"CSUCSU" Speedy Motorsport	HUN Kia Rio	22 (22.) 4:06.747	24 (20.) 4:27.096	21 (21.) DNF		67						

22 drivers

-
-

These results are provisional until the conclusion of any judicial and technical inquiries.

Hockenheimring (1280m)

Published at...	Clerk of the Course Karsten NEY 	Timekeeper Attila BOROS 	
-----------------	--	--	---

Printed: 5/6/2017 6:16:28 PM

Page 1 of 1

Supercar

SC - 12

Provisional Grid Sheet for Q 4 (Left Pole)

POLE	P2	P3	P4	P5
Race 1				
36	10	77		
Race 2				
7	6	43	87	
Race 3				
57	13	100	69	71
Race 4				
21	44	4	15	68
Race 5				
11	9	1	96	3

R1

- 36 Guerlain CHICHERIT FRA
- 10 "CSUCSU" HUN
- 77 René MUENNICH DEU

R2

- 7 Timur TIMERZYANOV RUS
- 6 Janis BAUMANIS LVA
- 43 Ken BLOCK USA
- 87 Jean-Baptiste DUBOURG FRA

R3

- 57 Toomas HEIKKINEN FIN
- 13 Andreas BAKKERUD NOR
- 100 Guy WILKS GBR
- 69 Martin KACZMARSKI POL
- 71 Kevin HANSEN SWE

R4

- 21 Timmy HANSEN SWE
- 44 Timo SCHEIDER DEU
- 4 Robin LARSSON SWE
- 15 Reinis NITISS LVA
- 68 Niclas GRÖNHOLM FIN

R5

- 11 Petter SOLBERG NOR
- 9 Sébastien LOEB FRA
- 1 Mattias EKSTRÖM SWE
- 96 Kevin ERIKSSON SWE
- 3 Johan KRISTOFFERSSON SWE

These results are provisional until the conclusion of any judicial and technical inquiries.

Hockenheimring (1280m)

Published at...	Clerk of the Course Karsten NEY <i>KNY</i>	Timekeeper Attila BOROS <i>Attila</i>	
-----------------	---	--	--

Printed: 5/6/2017 6:18:17 PM

Page 1 of 1

Supercar

SC - 13

Result of Q 4

Pos.	No.	Driver Competitor/Entrant	Nat./Car	Total Tm Laps/Jok/Race	Gap Penalty	Lap0	Lap1 S1 S2	Lap2 S1 S2	Lap3 S1 S2	Lap4 S1 S2	Pts.
1	21	Timmy HANSEN Team Peugeot-Hansen	SWE Peugeot 208	3:47.076 4 / 1 R4	-	0:05.299	0:55.533 37.0 18.5	0:54.869 36.4 18.4	0:55.132 36.4 18.6	<u>0:56.243</u> 36.3 19.8	50
2	11	Petter SOLBERG PSRX Volkswagen Sweden	NOR Volkswagen Polo GTI	3:47.611 4 / 1 R5	0:00.535 -	0:05.205	0:55.199 36.6 18.5	0:55.122 36.4 18.6	0:55.284 36.4 18.8	<u>0:56.801</u> 36.9 19.8	45
3	1	Mattias EKSTRÖM EKS	SWE Audi S1	3:48.447 4 / 1 R5	0:01.371 -	0:05.200	0:56.181 37.6 18.5	0:55.104 36.4 18.6	<u>0:56.196</u> 36.2 19.8	0:55.766 36.8 18.8	42
4	3	Johan KRISTOFFERSSON PSRX Volkswagen Sweden	SWE Volkswagen Polo GTI	3:48.591 4 / 1 R5	0:01.515 -	0:05.207	0:56.858 38.3 18.4	<u>0:56.188</u> 36.5 19.6	0:54.711 36.0 18.6	0:55.627 37.0 18.5	40
5	44	Timo SCHEIDER MJP Racing Team Austria	DEU Ford Fiesta	3:49.571 4 / 1 R4	0:02.495 -	0:05.495	0:56.236 37.7 18.5	0:55.275 36.6 18.5	0:55.710 36.6 19.0	<u>0:56.855</u> 37.0 19.8	39
6	43	Ken BLOCK Hoonigan Racing Division	USA Ford Focus RS	3:50.726 4 / 1 R2	0:03.650 -	0:05.153	0:56.487 37.5 18.9	0:56.210 37.0 19.1	0:55.712 36.4 19.3	<u>0:57.164</u> 37.0 20.1	38
7	9	Sébastien LOEB Team Peugeot-Hansen	FRA Peugeot 208	3:50.776 4 / 1 R5	0:03.700 -	0:05.518	0:58.571 39.6 18.9	0:55.391 36.7 18.6	0:54.924 36.2 18.6	<u>0:56.372</u> 36.6 19.6	37
8	57	Toomas HEIKKINEN EKS	FIN Audi S1	3:50.844 4 / 1 R3	0:03.768 -	0:05.377	0:56.567 37.8 18.6	0:55.998 36.9 19.0	<u>0:57.035</u> 36.7 20.2	0:55.867 36.6 19.2	36
9	7	Timur TIMERZYANOV Team Stard	RUS Ford Fiesta	3:51.228 4 / 1 R2	0:04.152 -	0:05.388	0:56.791 37.9 18.7	<u>0:57.529</u> 37.1 20.3	0:55.849 36.7 19.1	0:55.671 36.7 18.9	35
10	13	Andreas BAKKERUD Hoonigan Racing Division	NOR Ford Focus RS	3:51.278 4 / 1 R3	0:04.202 -	0:05.507	0:57.270 38.3 18.9	0:55.661 36.8 18.8	0:55.656 36.8 18.8	<u>0:57.184</u> 36.6 20.5	34
11	96	Kevin ERIKSSON MJP Racing Team Austria	SWE Ford Fiesta	3:51.863 4 / 1 R5	0:04.787 -	0:05.480	<u>0:58.901</u> 38.9 19.9	0:55.785 37.1 18.6	0:56.359 37.1 18.7	0:55.338 36.8 18.5	33
12	6	Janis BAUMANIS Team Stard	LVA Ford Fiesta	3:52.939 4 / 1 R2	0:05.863 -	0:05.351	<u>0:59.694</u> 39.7 19.9	0:56.294 37.1 19.1	0:55.817 36.9 18.8	0:55.783 36.7 19.0	32
13	4	Robin LARSSON Robin Larsson	SWE Audi A1	3:53.018 4 / 1 R4	0:05.942 -	0:05.537	<u>0:58.714</u> 38.9 19.7	0:56.817 37.8 18.9	0:56.149 36.8 19.2	0:55.801 36.8 18.9	31
14	71	Kevin HANSEN Team Peugeot-Hansen	SWE Peugeot 208	3:53.066 4 / 1 R3	0:05.990 -	0:05.481	<u>0:59.956</u> 39.6 20.2	0:55.415 36.6 18.8	0:56.411 37.3 19.0	0:55.803 36.7 19.0	30
15	68	Niclas GRÖNHOLM GRX	FIN Ford Fiesta	3:53.391 4 / 1 R4	0:06.315 -	0:05.498	0:57.341 38.6 18.6	0:56.200 37.0 19.1	0:55.930 36.8 19.0	<u>0:58.422</u> 37.1 21.2	29
16	77	René MUENNICH ALL-INKL.COM Muennich Motorsport	DEU Seat Ibiza	3:53.830 4 / 1 R1	0:06.754 -	0:05.384	0:57.960 38.6 19.3	0:56.321 37.1 19.1	0:56.595 36.8 19.7	<u>0:57.570</u> 37.1 20.4	28
17	15	Reinis NITISS EKS Performance AB	LVA Audi S1	3:53.868 4 / 1 R4	0:06.792 -	0:05.406	0:58.581 39.5 19.0	0:56.524 37.6 18.8	0:55.879 38.0 18.8	<u>0:57.478</u> 37.2 20.2	27
18	69	Martin KACZMARSKI Martin Kaczmarek	POL Ford Fiesta	3:54.128 4 / 1 R3	0:07.052 -	0:05.302	0:59.132 39.5 19.6	0:55.907 36.9 18.9	0:56.186 37.1 19.0	<u>0:57.601</u> 36.9 20.6	26
19	87	Jean-Baptiste DUBOURG DA Racing	FRA Peugeot 208	3:56.653 4 / 1 R2	0:09.577 -	0:05.193	0:58.627 39.4 19.1	0:56.937 37.5 19.4	<u>0:58.830</u> 38.1 20.6	0:57.066 37.5 19.4	25
20	36	Guerlain CHICHERIT Guerlain Chicherit	FRA Renault Clio	3:59.284 4 / 1 R1	0:12.208 -	0:05.443	<u>0:59.890</u> 39.1 20.7	0:58.258 38.3 19.9	0:58.015 37.8 20.2	0:57.678 37.2 20.4	24
21	100	Guy WILKS Loco World RX Team	GBR Volkswagen Polo	4:12.623 4 / 1 R3	0:25.547 -	0:05.498	1:13.759 53.2 20.5	1:00.198 40.7 19.4	0:56.048 36.8 19.2	0:57.120 37.9 19.1	23
DNF	10	"CSUCSU" Speedy Motorsport	HUN Kia Rio	- 1 / 0 R1	+3 LAP -	0:05.657	1:05.288 40.4 24.8				21

#13, #36 - Warning for Track markers

These results are provisional until the conclusion of any judicial and technical inquiries.

Hockenheimring (1280m)

Published at...	Clerk of the Course Karsten NEY	Timekeeper Attila BOROS	
-----------------	------------------------------------	----------------------------	--

Printed: 5/6/2017 7:02:05 PM

Page 1 of 1

Supercar

SC - 14

Intermediate Classification

Pos.	No.	Driver Competitor/Entrant	Nat.	Car	Q1	Q2	Q3	Q4	Q Sum	Int. Pt.	SF1	SF2	Final	Ch. Pt.
1	9	Sébastien LOEB Team Peugeot-Hansen	FRA	Peugeot 208	50 (1.) 3:47.319	50 (1.) 3:47.084	45 (2.) 3:47.604	37 (7.) 3:50.776	182	16				16
2	21	Timmy HANSEN Team Peugeot-Hansen	SWE	Peugeot 208	39 (5.) 3:52.077	45 (2.) 3:47.659	38 (6.) 3:49.003	50 (1.) 3:47.076	172	15				15
3	3	Johan KRISTOFFERSSON PSRX Volkswagen Sweden	SWE	Volkswagen Polo GTI	45 (2.) 3:48.803	42 (3.) 3:48.302	39 (5.) 3:48.140	40 (4.) 3:48.591	166	14				14
4	1	Mattias EKSTRÖM EKS	SWE	Audi S1	35 (9.) 3:52.923	36 (8.) 3:51.341	42 (3.) 3:47.941	42 (3.) 3:48.447	155	13				13
5	11	Petter SOLBERG PSRX Volkswagen Sweden	NOR	Volkswagen Polo GTI	36 (8.) 3:52.761	23 (21.) 4:44.401	50 (1.) 3:46.469	45 (2.) 3:47.611	154	12				12
6	44	Timo SCHEIDER MJP Racing Team Austria	DEU	Ford Fiesta	38 (6.) 3:52.457	35 (9.) 3:51.997	37 (7.) 3:49.316	39 (5.) 3:49.571	149	11				11
7	71	Kevin HANSEN Team Peugeot-Hansen	SWE	Peugeot 208	42 (3.) 3:50.849	39 (5.) 3:50.896	29 (15.) 3:52.450	30 (14.) 3:53.066	140	10				10
8	7	Timur TIMERZYANOV Team Stard	RUS	Ford Fiesta	37 (7.) 3:52.534	37 (7.) 3:51.069	28 (16.) 3:52.849	35 (9.) 3:51.228	137	9				9
9	96	Kevin ERIKSSON MJP Racing Team Austria	SWE	Ford Fiesta	26 (18.) 3:59.147	38 (6.) 3:51.050	40 (4.) 3:48.105	33 (11.) 3:51.863	137	8				8
10	43	Ken BLOCK Hoonigan Racing Division	USA	Ford Focus RS	32 (12.) 3:53.573	40 (4.) 3:49.995	26 (18.) 3:53.565	38 (6.) 3:50.726	136	7				7
11	15	Reinis NITISS EKS Performance AB	LVA	Audi S1	40 (4.) 3:50.932	32 (12.) 3:52.902	35 (9.) 3:49.913	27 (17.) 3:53.868	134	6				6
12	57	Toomas HEIKKINEN EKS	FIN	Audi S1	29 (15.) 3:55.666	30 (14.) 3:54.810	33 (11.) 3:50.717	36 (8.) 3:50.844	128	5				5
13	4	Robin LARSSON Robin Larsson	SWE	Audi A1	31 (13.) 3:55.033	26 (18.) 4:08.231	36 (8.) 3:49.646	31 (13.) 3:53.018	124	4				4
14	13	Andreas BAKKERUD Hoonigan Racing Division	NOR	Ford Focus RS	34 (10.) 3:53.072	22 (22.) 4:58.421	32 (12.) 3:50.805	34 (10.) 3:51.278	122	3				3
15	6	Janis BAUMANIS Team Stard	LVA	Ford Fiesta	27 (17.) 3:56.715	34 (10.) 3:52.044	27 (17.) 3:53.354	32 (12.) 3:52.939	120	2				2
16	68	Niclas GRÖNHOLM GRX	FIN	Ford Fiesta	30 (14.) 3:55.578	27 (17.) 3:59.262	34 (10.) 3:50.524	29 (15.) 3:53.391	120	1				1
17	87	Jean-Baptiste DUBOURG DA Racing	FRA	Peugeot 208	33 (11.) 3:53.180	31 (13.) 3:54.146	25 (19.) 3:53.592	25 (19.) 3:56.653	114	0				0
18	69	Martin KACZMARSKI Martin KaczmarSKI	POL	Ford Fiesta	28 (16.) 3:56.457	29 (15.) 3:55.099	30 (14.) 3:52.019	26 (18.) 3:54.128	113	0				0
19	100	Guy WILKS Loco World RX Team	GBR	Volkswagen Polo	24 (20.) 4:02.331	33 (11.) 3:52.891	31 (13.) 3:51.127	23 (21.) 4:12.623	111	0				0
20	77	René MUENNICH ALL-INKL.COM Muennich Motorsport	DEU	Seat Ibiza	25 (19.) 4:01.947	28 (16.) 3:56.221	21 (22.) DNF	28 (16.) 3:53.830	102	0				0
21	36	Guerlain CHICHERIT Guerlain Chicherit	FRA	Renault Clio	23 (21.) 4:02.644	25 (19.) 4:12.105	24 (20.) 4:01.889	24 (20.) 3:59.284	96	0				0
22	10	"CSUCSU" Speedy Motorsport	HUN	Kia Rio	22 (22.) 4:06.747	24 (20.) 4:27.096	21 (21.) DNF	21 (22.) DNF	88	0				0

22 drivers

These results are provisional until the conclusion of any judicial and technical inquiries.

Hockenheimring (1280m)

Published at...	Clerk of the Course Karsten NEY	Timekeeper Attila BOROS	
-----------------	------------------------------------	----------------------------	--

Printed: 5/6/2017 7:14:37 PM

Page 1 of 1

Supercar

SC - 15

Notional joker time report

Official notional joker time for Semi finals and Final

Supercar + 1.5 seconds

				Best	Joker	Diff
21	Timmy HANSEN Team Peugeot-Hansen	SWE	Peugeot 208	00:00:54.8690	00:00:56.2430	0:01.374
11	Petter SOLBERG PSRX Volkswagen Sweden	NOR	Volkswagen Polo GTI	00:00:55.1220	00:00:56.8010	0:01.679
1	Mattias EKSTRÖM EKS	SWE	Audi S1	00:00:55.1040	00:00:56.1960	0:01.092
3	Johan KRISTOFFERSSON PSRX Volkswagen Sweden	SWE	Volkswagen Polo GTI	00:00:54.7110	00:00:56.1880	0:01.477
44	Timo SCHEIDER MJP Racing Team Austria	DEU	Ford Fiesta	00:00:55.2750	00:00:56.8550	0:01.580

These results are provisional until the conclusion of any judicial and technical inquires.

Hockenheimring (1280m)

Published at...	Clerk of the Course Karsten NEY	Timekeeper Attila BOROS	
-----------------	------------------------------------	----------------------------	--

Printed: 5/6/2017 7:16:02 PM

Page 1 of 1

Supercar

SC - 16

Provisional Grid for Semi-Finals

Semi-Final 1

Row 1

9	Sébastien LOEB Team Peugeot-Hansen	FRA	Peugeot 208 Supercar
3	Johan KRISTOFFERSSON PSRX Volkswagen Sweden	SWE	Volkswagen Polo GTI Supercar

Sporting Regulation 15.6.4 : If a Driver is unable to take his place in a Semi-Final (i.e. his car is unable to be driven under its own power to the starting grid), he will be substituted by the next qualifier (the highest placed Driver in the intermediate classification not already in the Semi-Finals). Any such substitute(s) will take the last place(s) on the grid with those ahead of them moving up to fill the place left by the non-starter(s).

Row 2

11	Petter SOLBERG PSRX Volkswagen Sweden	NOR	Volkswagen Polo GTI Supercar
71	Kevin HANSEN Team Peugeot-Hansen	SWE	Peugeot 208 Supercar

Row 3

96	Kevin ERIKSSON MJP Racing Team Austria	SWE	Ford Fiesta Supercar
15	Reinis NITISS EKS Performance AB	LVA	Audi S1 Supercar

Semi-Final 2

Row 1

21	Timmy HANSEN Team Peugeot-Hansen	SWE	Peugeot 208 Supercar
1	Mattias EKSTRÖM EKS	SWE	Audi S1 Supercar

Row 2

44	Timo SCHEIDER MJP Racing Team Austria	DEU	Ford Fiesta Supercar
7	Timur TIMERZYANOV Team Stard	RUS	Ford Fiesta Supercar

Row 3

43	Ken BLOCK Hoonigan Racing Division	USA	Ford Focus RS Supercar
57	Toomas HEIKKINEN EKS	FIN	Audi S1 Supercar

Next qualifier (13-)

13	4 Robin LARSSON	SWE	22	10 "CSUCSU"	HUN
14	13 Andreas BAKKERUD	NOR			
15	6 Janis BAUMANIS	LVA			
16	68 Niclas GRÖNHOLM	FIN			
17	87 Jean-Baptiste DUBOURG	FRA			
18	69 Martin KACZMARSKI	POL			
19	100 Guy WILKS	GBR			
20	77 René MUENNICH	DEU			
21	36 Guerlain CHICHERIT	FRA			

These results are provisional until the conclusion of any judicial and technical inquiries.

Hockenheimring (1280m)

Published at...	Clerk of the Course Karsten NEY 	Timekeeper Attila BOROS 	
-----------------	--	--	---

Printed: 5/6/2017 7:17:53 PM

Page 1 of 1

Supercar

SC - 17

Results of Semi-finals

Semi-final 1

Pos. No.	Driver Competitor/Entrant	Nat.	Total Tm L / J	Gap	Lap0	Lap1 s1 s2	Lap 2 s1 s2	Lap3 s1 s2	Lap4 s1 s2	Lap 5 s1 s2	Lap 6 s1 s2	Cp.
1 3	Johan KRISTOFFERSSON PSRX Volkswagen Sweden Volkswagen Polo GTI	SWE	6:08.008 6 / 1		0:06.452	1:01.871 40.7 21.1	1:01.219 40.4 20.7	0:59.332 38.9 20.3	<u>1:00.446</u> 39.0 21.4	0:59.206 38.9 20.2	0:59.482 39.0 20.4	6
2 11	Petter SOLBERG PSRX Volkswagen Sweden Volkswagen Polo GTI	NOR	6:09.521 6 / 1	0:01.513	0:07.579	<u>1:03.572</u> 40.8 22.6	0:59.551 39.0 20.4	1:00.135 39.7 20.4	0:59.516 39.3 20.2	1:00.195 39.5 20.6	0:58.973 39.1 19.8	5
3 9	Sébastien LOEB Team Peugeot-Hansen Peugeot 208	FRA	6:10.489 6 / 1	0:02.481	0:06.368	1:02.125 41.5 20.6	1:01.693 41.0 20.6	<u>1:02.813</u> 41.2 21.5	0:59.111 39.1 19.9	0:59.217 39.3 19.8	0:59.162 39.1 19.9	4
4 96	Kevin ERIKSSON MJP Racing Team Austria Ford Fiesta	SWE	6:12.403 6 / 1	0:04.395	0:07.248	<u>1:05.860</u> 43.9 21.8	1:00.467 40.1 20.3	1:01.109 40.6 20.4	0:59.557 39.5 20.0	0:59.431 39.3 20.0	0:58.731 38.9 19.7	3
5 71	Kevin HANSEN Team Peugeot-Hansen Peugeot 208	SWE	6:27.182 6 / 1	0:19.174	0:06.782	1:16.438 55.4 20.9	1:00.228 39.9 20.3	<u>1:01.581</u> 39.8 21.7	1:01.511 40.6 20.8	1:00.269 39.8 20.4	1:00.373 40.1 20.2	2
6 15	Reinis NITIŠS EKS Performance AB Audi S1	LVA	7:09.778 6 / 1	1:01.770	0:06.678	<u>1:17.386</u> 54.2 23.1	1:09.677 46.5 23.1	1:07.474 43.8 23.6	1:09.414 45.4 23.9	1:09.369 45.3 24.0	1:09.780 46.0 23.7	1

Semi-final 2

Pos. No.	Driver Competitor/Entrant	Nat.	Total Tm L / J	Gap	Lap0	Lap1 s1 s2	Lap 2 s1 s2	Lap3 s1 s2	Lap4 s1 s2	Lap5 s1 s2	Lap6 s1 s2	Cp.
1 1	Mattias EKSTRÖM EKS Audi S1	SWE	6:16.725 6 / 1		0:06.417	1:04.017 42.7 21.2	<u>1:03.995</u> 42.0 21.9	1:01.525 40.4 21.0	1:00.354 39.6 20.6	1:00.381 39.7 20.6	1:00.036 39.5 20.5	6
2 21	Timmy HANSEN Team Peugeot-Hansen Peugeot 208	SWE	6:18.612 6 / 1	0:01.887	0:06.463	1:03.510 41.9 21.5	1:02.990 41.6 21.3	1:02.284 41.1 21.1	1:00.673 39.6 21.0	1:00.143 39.4 20.7	<u>1:02.549</u> 41.0 21.4	5
3 57	Toomas HEIKKINEN EKS Audi S1	FIN	6:20.225 6 / 1	0:03.500	0:06.065	<u>1:06.458</u> 44.3 22.1	1:02.469 41.0 21.3	1:02.497 41.6 20.8	1:01.039 40.2 20.7	1:01.554 40.4 21.1	1:00.143 39.8 20.3	4
4 7	Timur TIMERZYANOV Team Stard Ford Fiesta	RUS	6:22.257 6 / 1	0:05.532	0:07.238	1:10.336 48.4 21.9	1:02.216 41.1 21.0	<u>1:02.412</u> 40.1 22.2	1:00.657 39.9 20.6	0:59.536 39.1 20.3	0:59.862 39.7 20.0	3
5 44	Timo SCHEIDER MJP Racing Team Austria Ford Fiesta	DEU	6:33.039 6 / 1	0:16.314	0:07.011	<u>1:15.039</u> 51.6 23.3	1:03.172 41.6 21.4	1:03.395 41.7 21.6	1:01.214 40.0 21.1	1:02.062 40.0 22.0	1:01.146 40.3 20.7	2
6 43	Ken BLOCK Hoonigan Racing Division Ford Focus RS	USA	6:34.238 6 / 1	0:17.513	0:06.706	<u>1:17.742</u> 54.5 23.1	1:02.267 41.1 21.0	1:02.384 41.2 21.1	1:02.005 40.6 21.3	1:01.418 39.7 21.6	1:01.716 40.6 21.0	1

These results are provisional until the conclusion of any judicial and technical inquiries.

Hockenheimring (1280m)

Published at...	Clerk of the Course Karsten NEY	Timekeeper Attila BOROS	
-----------------	------------------------------------	----------------------------	--

Supercar

SC - 18

Provisional Grid for-Final

Final

Row 1

3	Johan KRISTOFFERSSON PSRX Volkswagen Sweden	SWE	Volkswagen Polo GTI	20
1	Mattias EKSTRÖM EKS	SWE	Audi S1	19

Sporting Regulation 15.6.4 : If a Driver is unable to take his place in the Final (i.e. his car is unable to be driven under its own power to the starting grid), he will be substituted by the next qualifier (the fourth placed Semi-finalist with the highest points score in the Competition who is not already in the Final). Any such substitute(s) will take the last place(s) on the grid with those ahead of them moving up to fill the place left by the non-starter(s). Should neither of the fourth placed Semi-finalists be able to start, the fifth placed Semi-finalists, and then the sixth-placed, will be considered as above.

Row 2

21	Timmy HANSEN Team Peugeot-Hansen	SWE	Peugeot 208	20
11	Petter SOLBERG PSRX Volkswagen Sweden	NOR	Volkswagen Polo GTI	17

Row 3

9	Sébastien LOEB Team Peugeot-Hansen	FRA	Peugeot 208	20
57	Toomas HEIKKINEN EKS	FIN	Audi S1	9

Next qualifier (7-)

7	Timur TIMERZYANOV	RUS	12
96	Kevin ERIKSSON	SWE	11
44	Timo SCHEIDER	DEU	13
71	Kevin HANSEN	SWE	12
43	Ken BLOCK	USA	8
15	Reinis NITISS	LVA	7

These results are provisional until the conclusion of any judicial and technical inquiries.

Hockenheimring (1280m)

Published at...	Clerk of the Course Karsten NEY	Timekeeper Attila BOROS	
-----------------	------------------------------------	----------------------------	--

Printed: 5/7/2017 11:31:57 AM

Page 1 of 1

Supercar

SC - 19

Result of Final

Pos.	No.	Driver Competitor/Entrant	Nat.	Total Tm L / J	Gap	Lap0	Lap1 S1 S2	Lap 2 S1 S2	Lap3 S1 S2	Lap4 S1 S2	Lap5 S1 S2	Lap6 S1 S2	Cp.
1	1	Mattias EKSTRÖM EKS Audi S1	SWE	6:04.066 6 / 1		0:06.572	1:02.337 41.1 21.2	0:59.952 39.4 20.5	0:58.981 38.9 20.0	<u>1:00.377</u> 38.8 21.5	0:58.110 38.4 19.6	0:57.737 38.1 19.6	8
2	3	Johan KRISTOFFERSSON PSRX Volkswagen Sweden Volkswagen Polo GTI	SWE	6:04.774 6 / 1	0:00.708	0:06.951	1:02.397 41.3 21.0	1:00.162 39.6 20.5	<u>1:00.536</u> 39.1 21.4	0:58.914 38.7 20.1	0:58.295 38.4 19.8	0:57.519 38.0 19.4	5
3	21	Timmy HANSEN Team Peugeot-Hansen Peugeot 208	SWE	6:06.567 6 / 1	0:02.501	0:07.068	1:02.951 41.9 20.9	<u>1:01.649</u> 39.8 21.7	0:59.658 39.2 20.3	0:59.113 38.9 20.1	0:58.434 38.4 19.9	0:57.694 38.0 19.6	4
4	11	Petter SOLBERG PSRX Volkswagen Sweden Volkswagen Polo GTI	NOR	6:09.362 6 / 1	0:05.296	0:07.721	1:03.196 41.6 21.5	1:00.764 39.8 20.9	<u>1:01.859</u> 39.8 21.9	0:59.655 39.4 20.2	0:58.336 38.7 19.5	0:57.831 38.1 19.7	3
5	9	Sébastien LOEB Team Peugeot-Hansen Peugeot 208	FRA	6:10.418 6 / 1	0:06.352	0:07.382	1:05.136 43.9 21.1	1:00.553 39.9 20.5	0:59.677 39.3 20.3	0:59.275 39.2 19.9	0:58.562 38.7 19.7	<u>0:59.833</u> 38.4 21.3	2
6	57	Toomas HEIKKINEN EKS Audi S1	FIN	6:10.889 6 / 1	0:06.823	0:07.009	<u>1:06.005</u> 43.5 22.4	1:01.167 40.6 20.5	1:00.311 40.0 20.2	0:59.623 39.4 20.1	0:58.454 38.5 19.8	0:58.320 38.6 19.6	1

These results are provisional until the conclusion of any judicial and technical inquiries.

Hockenheimring (1280m)

Published at...	Clerk of the Course Karsten NEY 	Timekeeper Attila BOROS 	
-----------------	--	--	---

Printed: 5/7/2017 11:54:54 AM

Page 1 of 1

Supercar

SC - 21

Official results

Pos.	No.	Driver Competitor/Entrant	Nat.	Car	Q1	Q2	Q3	Q4	Q Sum	Int. Pt.	SF1	SF2	Final	Ch. Pt.
1	1	Mattias EKSTRÖM EKS	SWE	Audi S1	35 (9.) 3:52.923	36 (8.) 3:51.341	42 (3.) 3:47.941	42 (3.) 3:48.447	155	13		6 (1.) 6:16.725	8 (1.) 6:04.066	27
2	3	Johan KRISTOFFERSSON PSRX Volkswagen Sweden	SWE	Volkswagen Polo GTI	45 (2.) 3:48.803	42 (3.) 3:48.302	39 (5.) 3:48.140	40 (4.) 3:48.591	166	14	6 (1.) 6:08.008		5 (2.) 6:04.774	25
3	21	Timmy HANSEN Team Peugeot-Hansen	SWE	Peugeot 208	39 (5.) 3:52.077	45 (2.) 3:47.659	38 (6.) 3:49.003	50 (1.) 3:47.076	172	15		5 (2.) 6:18.612	4 (3.) 6:06.567	24
4	11	Petter SOLBERG PSRX Volkswagen Sweden	NOR	Volkswagen Polo GTI	36 (8.) 3:52.761	23 (21.) 4:44.401	50 (1.) 3:46.469	45 (2.) 3:47.611	154	12	5 (2.) 6:09.521		3 (4.) 6:09.362	20
5	9	Sébastien LOEB Team Peugeot-Hansen	FRA	Peugeot 208	50 (1.) 3:47.319	50 (1.) 3:47.084	45 (2.) 3:47.604	37 (7.) 3:50.776	182	16	4 (3.) 6:10.489		2 (5.) 6:10.418	22
6	57	Toomas HEIKKINEN EKS	FIN	Audi S1	29 (15.) 3:55.666	30 (14.) 3:54.810	33 (11.) 3:50.717	36 (8.) 3:50.844	128	5		4 (3.) 6:20.225	1 (6.) 6:10.889	10
7	44	Timo SCHEIDER MJP Racing Team Austria	DEU	Ford Fiesta	38 (6.) 3:52.457	35 (9.) 3:51.997	37 (7.) 3:49.316	39 (5.) 3:49.571	149	11		2 (5.) 6:33.039		13
8	71	Kevin HANSEN Team Peugeot-Hansen	SWE	Peugeot 208	42 (3.) 3:50.849	39 (5.) 3:50.896	29 (15.) 3:52.450	30 (14.) 3:53.066	140	10	2 (5.) 6:27.182			12
9	7	Timur TIMERZYANOV Team Stard	RUS	Ford Fiesta	37 (7.) 3:52.534	37 (7.) 3:51.069	28 (16.) 3:52.849	35 (9.) 3:51.228	137	9		3 (4.) 6:22.257		12
10	96	Kevin ERIKSSON MJP Racing Team Austria	SWE	Ford Fiesta	26 (18.) 3:59.147	38 (6.) 3:51.050	40 (4.) 3:48.105	33 (11.) 3:51.863	137	8	3 (4.) 6:12.403			11
11	43	Ken BLOCK Hoonigan Racing Division	USA	Ford Focus RS	32 (12.) 3:53.573	40 (4.) 3:49.995	26 (18.) 3:53.565	38 (6.) 3:50.726	136	7		1 (6.) 6:34.238		8
12	15	Reinis NITISS EKS Performance AB	LVA	Audi S1	40 (4.) 3:50.932	32 (12.) 3:52.902	35 (9.) 3:49.913	27 (17.) 3:53.868	134	6	1 (6.) 7:09.778			7
13	4	Robin LARSSON Robin Larsson	SWE	Audi A1	31 (13.) 3:55.033	26 (18.) 4:08.231	36 (8.) 3:49.646	31 (13.) 3:53.018	124	4				4
14	13	Andreas BAKKERUD Hoonigan Racing Division	NOR	Ford Focus RS	34 (10.) 3:53.072	22 (22.) 4:58.421	32 (12.) 3:50.805	34 (10.) 3:51.278	122	3				3
15	6	Janis BAUMANIS Team Stard	LVA	Ford Fiesta	27 (17.) 3:56.715	34 (10.) 3:52.044	27 (17.) 3:53.354	32 (12.) 3:52.939	120	2				2
16	68	Niclas GRÖNHOLM GRX	FIN	Ford Fiesta	30 (14.) 3:55.578	27 (17.) 3:59.262	34 (10.) 3:50.524	29 (15.) 3:53.391	120	1				1
17	87	Jean-Baptiste DUBOURG DA Racing	FRA	Peugeot 208	33 (11.) 3:53.180	31 (13.) 3:54.146	25 (19.) 3:53.592	25 (19.) 3:56.653	114	0				0
18	69	Martin KACZMARSKI Martin Kaczmarski	POL	Ford Fiesta	28 (16.) 3:56.457	29 (15.) 3:55.099	30 (14.) 3:52.019	26 (18.) 3:54.128	113	0				0
19	100	Guy WILKS Loco World RX Team	GBR	Volkswagen Polo	24 (20.) 4:02.331	33 (11.) 3:52.891	31 (13.) 3:51.127	23 (21.) 4:12.623	111	0				0
20	77	René MUENNICH ALL-INKL.COM Muennich Motorsport	DEU	Seat Ibiza	25 (19.) 4:01.947	28 (16.) 3:56.221	21 (22.) DNF	28 (16.) 3:53.830	102	0				0
21	36	Guerlain CHICHERIT Guerlain Chicherit	FRA	Renault Clio	23 (21.) 4:02.644	25 (19.) 4:12.105	24 (20.) 4:01.889	24 (20.) 3:59.284	96	0				0
22	10	"CSUCSU" Speedy Motorsport	HUN	Kia Rio	22 (22.) 4:06.747	24 (20.) 4:27.096	21 (21.) DNF	21 (22.) DNF	88	0				0

Reprimand: #10, #13

Hockenheimring (1280m)

Published at...	Steward Cheryl LYNCH	Steward Zrinko GREGUREK	Steward Nikolas SPADERNA	
-----------------	-------------------------	----------------------------	-----------------------------	---

Supercar


SC - 21T

Official Results Team

Team	Nat.	No.	Driver	Nat.	Car	Pt.	Pen.	Pt.
1 Team Peugeot-Hansen	SWE	21	Timmy HANSEN	SWE	Peugeot 208	24		46
		9	Sébastien LOEB	FRA	Peugeot 208	22		
2 PSRX Volkswagen Sweden	SWE	11	Petter SOLBERG	NOR	Volkswagen Polo GTI	20		45
		3	Johan KRISTOFFERSSON	SWE	Volkswagen Polo GTI	25		
3 EKS	SWE	1	Mattias EKSTRÖM	SWE	Audi S1	27		37
		57	Toomas HEIKKINEN	FIN	Audi S1	10		
4 MJP Racing Team Austria	AUT	96	Kevin ERIKSSON	SWE	Ford Fiesta	11		24
		44	Timo SCHEIDER	DEU	Ford Fiesta	13		
5 Team Stard	AUT	7	Timur TIMERZYANOV	RUS	Ford Fiesta	12		14
		6	Janis BAUMANIS	LVA	Ford Fiesta	2		
6 Hoonigan Racing Division	USA	43	Ken BLOCK	USA	Ford Focus RS	8		11
		13	Andreas BAKKERUD	NOR	Ford Focus RS	3		

These results are provisional until the conclusion of any judicial and technical inquiries.

Hockenheimring (1280m)

Published at...	Steward Cheryl LYNCH	Steward Zrinko GREGUREK	Steward Nikolas SPADERNA	
-----------------	-------------------------	----------------------------	-----------------------------	---

Supercar

Provisional Championship standing WorldRX

Pos.	No.	Driver	Nat.	Car	ESP	PRT	HOC	BEL	GBR	NOR	SWE	CAN	FRA	LVA	DEU	ZAF	Rep.	Pen.	Ch. Pt	
1	1	Mattias EKSTRÖM	SWE	Audi S1	29 1	29 1	27 1											0	85	
2	3	Johan KRISTOFFERSSON	SWE	Volkswagen Polo GTI	21 6	23 3	25 2											0	69	
3	11	Petter SOLBERG	NOR	Volkswagen Polo GTI	19 4	23 6	20 4											0	62	
4	9	Sébastien LOEB	FRA	Peugeot 208	3 14	23 2	22 5											0	48	
5	21	Timmy HANSEN	SWE	Peugeot 208	17 5	16 4	24 3											0	-10	47
6	44	Timo SCHEIDER	DEU	Ford Fiesta	26 2	2 15	13 7											0	41	
7	13	Andreas BAKKERUD	NOR	Ford Focus RS	22 3	8 10	3 14										2	33		
8	15	Reinis NITISS	LVA	Audi S1	8 10	18 5	7 12											0	33	
9	71	Kevin HANSEN	SWE	Peugeot 208	8 11	13 8	12 8											0	33	
10	57	Toomas HEIKKINEN	FIN	Audi S1	11 8	8 12	10 6											0	29	
11	43	Ken BLOCK	USA	Ford Focus RS	11 9	8 11	8 11										1	27		
12	7	Timur TIMERZYANOV	RUS	Ford Fiesta	0 20	9 9	12 9											0	21	
13	96	Kevin ERIKSSON	SWE	Ford Fiesta	4 13	3 14	11 10											0	18	
14	6	Janis BAUMANIS	LVA	Ford Fiesta	2 15	13 7	2 15											0	17	
15	100	Guy WILKS	GBR	Volkswagen Polo	12 7	1 16	0 19										1	13		
16	87	Jean-Baptiste DUBOURG	FRA	Peugeot 208	7 12	0 17	0 17											0	7	
17	68	Niclas GRÖNHOLM	FIN	Ford Fiesta	0 17	4 13	1 16											0	5	
18	4	Robin LARSSON	SWE	Audi A1			4 13											0	4	
19	10	"CSUCSU"	HUN	Kia Rio	1 16	0 20	0 22										1	1		
20	69	Martin KACZMARSKI	POL	Ford Fiesta		0 19	0 18											0	0	
21	77	René MUENNICH	DEU	Seat Ibiza		0 18	0 20											0	0	
22	84	Hervé "Knapick" LEMONNIER	FRA	Citröen DS3	0 18													0	0	
23	36	Guerlain CHICHERIT	FRA	Renault Clio	0 21		0 21											0	0	
24	41	Joaquim SANTOS	PRT	Ford Focus		0 22												0	0	
25	66	Grégoire DEMOUSTIER	BEL	Peugeot 208	0 19	0 21											0	-10	-10	

These results are provisional until the conclusion of any judicial and technical inquires.

Hockenheimring (1280m)

Printed: 5/7/2017 1:38:06 PM

Page 1 of 1

Supercar

Provisional Championship standing WorldRX Team

Pos.	Team	Nat.	ESP	PRT	HOC	BEL	GBR	NOR	SWE	CAN	FRA	LVA	DEU	ZAF	Penalty	Ch. Pt
1	PSRX Volkswagen Sweden	SWE	40	46	45											131
2	EKS	SWE	40	37	37											114
3	Team Peugeot-Hansen	SWE	20	39	46										-10	95
4	Hoonigan Racing Division	USA	33	16	11											60
5	MJP Racing Team Austria	AUT	30	5	24											59
6	Team Stard	AUT	2	22	14											38

These results are provisional until the conclusion of any judicial and technical inquiries.

Hockenheimring (1280m)