

Supercar

SC - 21


Official results

Pos.	No.	Driver Competitor/Entrant	Nat.	Car	Q1	Q2	Q3	Q4	Q Sum	Int. Pt.	SF1	SF2	Final	Ch. Pt.
1	1	Johan KRISTOFFERSSON PSRX Volkswagen Sweden	SWE	Volkswagen Polo R	31 (13.) 2:31.028	45 (2.) 2:23.860	42 (3.) 2:27.326	50 (1.) 2:24.714	168	14	5 (2.) 3:32.189		8 (1.) 3:31.118	27
2	11	Petter SOLBERG PSRX Volkswagen Sweden	NOR	Volkswagen Polo R	50 (1.) 2:25.031	50 (1.) 2:23.187	45 (2.) 2:26.543	40 (4.) 2:25.967	185	16	6 (1.) 3:31.732		5 (2.) 3:31.718	27
3	13	Andreas BAKKERUD EKS Audi Sport	NOR	Audi S1	39 (5.) 2:28.639	40 (4.) 2:25.158	34 (10.) 2:30.440	42 (3.) 2:25.928	155	13		4 (3.) 3:32.114	4 (3.) 3:32.813	21
4	9	Sébastien LOEB Team Peugeot Total	FRA	Peugeot 208	42 (3.) 2:27.512	32 (12.) 2:30.605	40 (4.) 2:27.567	38 (6.) 2:27.463	152	11		5 (2.) 3:31.287	3 (4.) 3:33.441	19
5	5	Mattias EKSTRÖM EKS Audi Sport	SWE	Audi S1	45 (2.) 2:26.891	38 (6.) 2:26.307	50 (1.) 2:25.717	45 (2.) 2:25.408	178	15		6 (1.) 3:30.822	2 (5.) 3:39.187	23
6	21	Timmy HANSEN Team Peugeot Total	SWE	Peugeot 208	40 (4.) 2:28.447	36 (8.) 2:26.772	28 (15.) DNF	39 (5.) 2:26.954	143	10	4 (3.) 3:33.249		1 (6.) 3:40.954	15
7	71	Kevin HANSEN Team Peugeot Total	SWE	Peugeot 208	36 (8.) 2:29.917	42 (3.) 2:25.034	38 (6.) 2:29.171	37 (7.) 2:27.674	153	12	3 (4.) 3:34.630			15
8	68	Niclas GRÖNHOLM GRX Taneco	FIN	Hyundai i20	34 (10.) 2:30.456	39 (5.) 2:25.759	36 (8.) 2:30.069	34 (10.) 2:29.212	143	9		3 (4.) 3:32.427		12
9	36	Guerlain CHICHERIT GC Kompetition	FRA	Renault Mégane RS	29 (15.) 3:28.681	37 (7.) 2:26.315	39 (5.) 2:28.946	36 (8.) 2:28.406	141	8	1 (6.) 3:47.877			9
10	96	Kevin ERIKSSON Olsbergs MSE	SWE	Ford Fiesta	38 (6.) 2:29.256	35 (9.) 2:27.010	35 (9.) 2:30.156	29 (15.) 2:45.957	137	7		2 (5.) 3:34.411		9
11	6	Janis BAUMANIS Team Stard	LVA	Ford Fiesta	33 (11.) 2:30.494	31 (13.) 2:31.527	37 (7.) 2:29.793	35 (9.) 2:28.880	136	6	2 (5.) 3:38.673			8
12	92	Anton MARKLUND GC Kompetition	SWE	Renault Mégane RS	37 (7.) 2:29.763	33 (11.) 2:27.882	32 (12.) 2:32.422	32 (12.) 2:32.140	134	5		1 (6.) 3:34.808		6
13	7	Timur TIMERZYANOV GRX Taneco	RUS	Hyundai i20	35 (9.) 2:29.952	34 (10.) 2:27.312	31 (13.) 2:33.080	31 (13.) 2:32.356	131	4				4
14	4	Robin LARSSON Olsbergs MSE	SWE	Ford Fiesta	32 (12.) 2:30.697	29 (15.) 2:45.147	33 (11.) 2:31.822	33 (11.) 2:29.588	127	3				3
15	66	Grégoire DEMOUSTIER Sébastien Loeb Racing	BEL	Peugeot 208	30 (14.) 2:35.748	30 (14.) 2:33.232	30 (14.) 2:38.262	30 (14.) 2:36.370	120	2				2

Reprimands: #92

#21 -15 Ch. points penalty - Stewards dec. No.2

Circuit of the Americas (806/994m)

Published at...	Steward Mr.Ludek KOPECKY	Steward Mr. Surinder THATTHI	Steward Mr. Bill VAN DER SANDT	
-----------------	-----------------------------	---------------------------------	-----------------------------------	---

Page 1 of 1

Supercar

SC - 21T


Official Results Team

Team	Nat.	No.	Driver	Nat.	Car	Pt.	Pt.
1 PSRX Volkswagen Sweden	SWE	11	Petter SOLBERG	NOR	Volkswagen Polo R	27	54
		1	Johan KRISTOFFERSSON	SWE	Volkswagen Polo R	27	
2 EKS Audi Sport	SWE	13	Andreas BAKKERUD	NOR	Audi S1	21	44
		5	Mattias EKSTRÖM	SWE	Audi S1	23	
3 Team Peugeot Total	FRA	21	Timmy HANSEN	SWE	Peugeot 208	15	34
		9	Sébastien LOEB	FRA	Peugeot 208	19	
4 GRX Taneco	FIN	7	Timur TIMERZYANOV	RUS	Hyundai i20	4	16
		68	Niclas GRÖNHOLM	FIN	Hyundai i20	12	
5 GC Kompetition	FRA	36	Guerlain CHICHERIT	FRA	Renault Mégane RS	9	15
		92	Anton MARKLUND	SWE	Renault Mégane RS	6	
6 Olsbergs MSE	SWE	4	Robin LARSSON	SWE	Ford Fiesta	3	12
		96	Kevin ERIKSSON	SWE	Ford Fiesta	9	

Reprimands: #92

#21 -15 Ch. points penalty - Stewards dec. No.2

Circuit of the Americas (806/994m)

Published at...	Steward Mr.Ludek KOPECKY	Steward Mr. Surinder THATTHI	Steward Mr. Bill VAN DER SANDT	
-----------------	-----------------------------	---------------------------------	-----------------------------------	---

Supercar

SC - 19

Result of Final

Pos.	No.	Driver Competitor/Entrant	Nat.	Total Tm L / J	Gap Penalty	Lap0	Lap1 S1 S2 S3	Lap 2 S1 S2 S3	Lap 3 S1 S2 S3	Lap 4 S1 S2 S3	Lap 5 S1 S2 S3	Lap 6 S1 S2 S3	Cp.
1	1	Johan KRISTOFFERSSON PSRX Volkswagen Sweden Volkswagen Polo R	SWE	3:31.118 6 / 1	-	0:04.555	<u>0:36.647</u> 11.5 15.1 09.9	0:34.356 09.1 15.4 09.7	0:33.944 08.7 15.2 09.9	0:33.972 08.8 15.4 09.7	0:33.959 08.7 15.2 09.8	0:33.685 08.8 15.3 09.4	8
2	11	Petter SOLBERG PSRX Volkswagen Sweden Volkswagen Polo R	NOR	3:31.718 6 / 1	0:00.600	0:04.589	0:33.856 08.9 15.4 09.4	<u>0:36.519</u> 11.5 15.3 09.6	0:33.859 08.8 15.2 09.7	0:33.794 08.8 15.2 09.7	0:35.308 08.6 16.8 09.8	0:33.793 08.9 15.3 09.5	5
3	13	Andreas BAKKERUD EKS Audi Sport Audi S1	NOR	3:32.813 6 / 1	0:01.695	0:04.986	0:33.915 08.9 15.4 09.4	0:34.476 09.1 15.4 09.8	0:33.995 08.9 15.3 09.7	<u>0:36.666</u> 11.6 15.3 09.7	0:34.490 08.9 15.6 09.8	0:34.285 09.1 15.4 09.7	4
4	9	Sébastien LOEB Team Peugeot Total Peugeot 208	FRA	3:33.441 6 / 1	0:02.323	0:04.563	<u>0:37.962</u> 12.5 15.7 09.6	0:34.610 09.0 15.8 09.6	0:34.004 08.9 15.2 09.7	0:34.406 08.8 15.7 09.7	0:33.950 08.9 15.3 09.6	0:33.946 09.0 15.2 09.6	3
5	5	Mattias EKSTRÖM EKS Audi Sport Audi S1	SWE	3:39.187 6 / 1	0:08.069	0:04.485	<u>0:37.166</u> 12.0 15.4 09.6	0:34.483 09.1 15.7 09.6	0:33.851 08.9 15.2 09.6	0:34.601 08.8 16.0 09.7	0:40.323 08.9 21.4 09.8	0:34.278 08.8 15.3 10.0	2
6	21	Timmy HANSEN Team Peugeot Total Peugeot 208	SWE	3:40.954 6 / 1	0:09.836 0:05.000	0:04.745	<u>0:37.381</u> 12.0 15.5 09.7	0:34.543 08.9 15.7 09.8	0:34.029 08.8 15.2 09.9	0:34.329 08.6 15.8 09.8	0:36.938 08.8 18.0 10.0	0:33.989 09.0 15.1 09.7	1

Best reaction: #5 00.349 Best lap: #1 0:33.685 Best joker: #11 0:36.519 Best 0.lap: #5 00:04.4850

#21 +5 sec. penalty - Stewards dec. No.4

These results are provisional until the conclusion of any judicial and technical inquiries.

Circuit of the Americas (806/994m)

Published at...	Clerk of the Course Scot ELKINS	Timekeeper Peter MAJOSHAZI	
-----------------	------------------------------------	-------------------------------	--

Printed: 9/30/2018 5:29:21 PM

Page 1 of 1

Supercar

SC - 17

Results of Semi-finals

Semi-final 1

Pos.	No.	Driver Competitor/Entrant	Nat.	Total Tm L / J	Gap	Lap0	Lap1 s1 s2 s3	Lap 2 s1 s2 s3	Lap3 s1 s2 s3	Lap4 s1 s2 s3	Lap 5 s1 s2 s3	Lap 6 s1 s2 s3	Cp.
1	11	Petter SOLBERG PSRX Volkswagen Sweden Volkswagen Polo R	NOR	3:31.732 6/1	-	0:04.467	0:34.161 09.0 15.6 09.4	0:37.023 11.5 15.7 09.6	0:33.944 08.9 15.5 09.5	0:34.118 08.9 15.4 09.7	0:34.031 08.7 15.5 09.7	0:33.988 08.9 15.2 09.7	6
2	1	Johan KRISTOFFERSSON PSRX Volkswagen Sweden Volkswagen Polo R	SWE	3:32.189 6/1	0:00.457-	0:04.513	0:36.537 11.5 15.3 09.5	0:35.270 09.5 16.0 09.6	0:34.046 08.8 15.5 09.7	0:34.160 08.8 15.5 09.7	0:33.836 08.7 15.3 09.7	0:33.827 08.7 15.2 09.7	5
3	21	Timmy HANSEN Team Peugeot Total Peugeot 208	SWE	3:33.249 6/1	0:01.517-	0:04.710	0:37.111 11.8 15.6 09.6	0:35.066 09.0 16.2 09.7	0:34.182 09.0 15.3 09.4	0:34.109 08.8 15.4 09.8	0:34.032 08.8 15.2 09.9	0:34.039 08.9 15.2 09.7	4
4	71	Kevin HANSEN Team Peugeot Total Peugeot 208	SWE	3:34.630 6/1	0:02.898-	0:04.639	0:35.039 09.2 15.9 09.8	0:34.711 09.0 15.8 09.8	0:34.224 09.0 15.6 09.4	0:37.336 11.7 15.6 09.8	0:34.489 09.0 15.5 09.9	0:34.192 09.0 15.4 09.7	3
5	6	Janis BAUMANIS Team Stard Ford Fiesta	LVA	3:38.673 6/1	0:06.941-	0:04.885	0:38.748 12.6 16.0 10.0	0:34.990 09.1 15.8 10.0	0:34.597 08.9 15.7 09.8	0:34.830 09.0 15.8 09.9	0:35.116 09.1 15.5 10.4	0:35.507 09.4 15.9 10.1	2
6	36	Guerlain CHICHERIT GC Kompetition Renault Mégane RS	FRA	3:47.877 6/1	0:16.145-	0:04.928	0:37.807 12.1 15.9 09.6	0:34.991 09.0 16.2 09.6	0:34.359 08.9 15.6 09.7	0:34.466 09.0 15.7 09.7	0:36.200 08.9 15.9 11.3	0:45.126 09.3 19.4 16.3	1

Best reaction: #11 00.389 Best lap: #1 0:33.827 Best joker: #1 0:36.537 Best 0.lap: #11 00:04.4670

Semi-final 2

Pos.	No.	Driver Competitor/Entrant	Nat.	Total Tm L / J	Gap	Lap0	Lap1 s1 s2 s3	Lap 2 s1 s2 s3	Lap3 s1 s2 s3	Lap4 s1 s2 s3	Lap5 s1 s2 s3	Lap6 s1 s2 s3	Cp.
1	5	Mattias EKSTRÖM EKS Audi Sport Audi S1	SWE	3:30.822 6/1	-	0:04.524	0:34.029 08.8 15.5 09.6	0:34.089 08.9 15.5 09.6	0:34.038 08.8 15.5 09.6	0:33.759 08.7 15.3 09.6	0:33.577 08.8 15.1 09.5	0:36.806 11.5 15.6 09.5	6
2	9	Sébastien LOEB Team Peugeot Total Peugeot 208	FRA	3:31.287 6/1	0:00.465-	0:04.674	0:34.303 09.0 15.5 09.6	0:34.266 08.8 15.6 09.7	0:33.869 08.7 15.4 09.6	0:33.851 08.9 15.1 09.6	0:33.517 08.9 15.0 09.4	0:36.807 11.7 15.5 09.5	5
3	13	Andreas BAKKERUD EKS Audi Sport Audi S1	NOR	3:32.114 6/1	0:01.292-	0:04.487	0:36.412 11.5 15.3 09.5	0:33.796 08.8 15.3 09.5	0:34.079 09.0 15.3 09.6	0:33.880 08.9 15.2 09.6	0:34.293 08.7 15.6 09.8	0:35.167 09.6 15.7 09.7	4
4	68	Niclas GRÖNHOLM GRX Taneco Hyundai i20	FIN	3:32.427 6/1	0:01.605-	0:04.660	0:34.884 09.4 15.8 09.6	0:34.147 09.0 15.4 09.7	0:36.711 11.4 15.4 09.7	0:33.866 08.9 15.2 09.6	0:33.870 08.9 15.3 09.6	0:34.289 09.0 15.6 09.5	3
5	96	Kevin ERIKSSON Olsbergs MSE Ford Fiesta	SWE	3:34.411 6/1	0:03.589-	0:04.860	0:37.342 12.1 15.4 09.7	0:34.392 08.9 15.5 09.8	0:34.383 08.9 15.5 09.8	0:34.137 08.9 15.4 09.7	0:34.216 08.9 15.5 09.7	0:35.081 09.1 15.7 10.2	2
6	92	Anton MARKLUND GC Kompetition Renault Mégane RS	SWE	3:34.808 6/1	0:03.986-	0:04.897	0:37.890 12.4 15.6 09.7	0:34.653 09.0 15.7 09.8	0:34.231 08.9 15.3 09.9	0:33.958 08.9 15.3 09.6	0:33.996 08.9 15.3 09.6	0:35.183 09.1 15.6 10.4	1

Best reaction: #13 00.375 Best lap: #9 0:33.517 Best joker: #13 0:36.412 Best 0.lap: #13 00:04.4870

Semi-Final 2 under investigation

These results are provisional until the conclusion of any judicial and technical inquiries.

Circuit of the Americas (806/994m)

Published at...	Clerk of the Course Scot ELKINS	Timekeeper Peter MAJOSHAZI	
-----------------	------------------------------------	-------------------------------	--

Supercar

SC - 14

Intermediate Classification

Pos.	No.	Driver Competitor/Entrant	Nat. Car	Q1	Q2	Q3	Q4	Q Sum	Int. Pt.	SF1	SF2	Final	Ch. Pt.
1	11	Petter SOLBERG PSRX Volkswagen Sweden	NOR Volkswagen Polo R	50 (1.) 2:25.031	50 (1.) 2:23.187	45 (2.) 2:26.543	40 (4.) 2:25.967	185	16				16
2	5	Mattias EKSTRÖM EKS Audi Sport	SWE Audi S1	45 (2.) 2:26.891	38 (6.) 2:26.307	50 (1.) 2:25.717	45 (2.) 2:25.408	178	15				15
3	1	Johan KRISTOFFERSSON PSRX Volkswagen Sweden	SWE Volkswagen Polo R	31 (13.) 2:31.028	45 (2.) 2:23.860	42 (3.) 2:27.326	50 (1.) 2:24.714	168	14				14
4	13	Andreas BAKKERUD EKS Audi Sport	NOR Audi S1	39 (5.) 2:28.639	40 (4.) 2:25.158	34 (10.) 2:30.440	42 (3.) 2:25.928	155	13				13
5	71	Kevin HANSEN Team Peugeot Total	SWE Peugeot 208	36 (8.) 2:29.917	42 (3.) 2:25.034	38 (6.) 2:29.171	37 (7.) 2:27.674	153	12				12
6	9	Sébastien LOEB Team Peugeot Total	FRA Peugeot 208	42 (3.) 2:27.512	32 (12.) 2:30.605	40 (4.) 2:27.567	38 (6.) 2:27.463	152	11				11
7	21	Timmy HANSEN Team Peugeot Total	SWE Peugeot 208	40 (4.) 2:28.447	36 (8.) 2:26.772	28 (15.) DNF	39 (5.) 2:26.954	143	10				10
8	68	Niclas GRÖNHOLM GRX Taneco	FIN Hyundai i20	34 (10.) 2:30.456	39 (5.) 2:25.759	36 (8.) 2:30.069	34 (10.) 2:29.212	143	9				9
9	36	Guerlain CHICHERIT GC Kompetition	FRA Renault Mégane RS	29 (15.) 3:28.681	37 (7.) 2:26.315	39 (5.) 2:28.946	36 (8.) 2:28.406	141	8				8
10	96	Kevin ERIKSSON Olsbergs MSE	SWE Ford Fiesta	38 (6.) 2:29.256	35 (9.) 2:27.010	35 (9.) 2:30.156	29 (15.) 2:45.957	137	7				7
11	6	Janis BAUMANIS Team Stard	LVA Ford Fiesta	33 (11.) 2:30.494	31 (13.) 2:31.527	37 (7.) 2:29.793	35 (9.) 2:28.880	136	6				6
12	92	Anton MARKLUND GC Kompetition	SWE Renault Mégane RS	37 (7.) 2:29.763	33 (11.) 2:27.882	32 (12.) 2:32.422	32 (12.) 2:32.140	134	5				5
13	7	Timur TIMERZYANOV GRX Taneco	RUS Hyundai i20	35 (9.) 2:29.952	34 (10.) 2:27.312	31 (13.) 2:33.080	31 (13.) 2:32.356	131	4				4
14	4	Robin LARSSON Olsbergs MSE	SWE Ford Fiesta	32 (12.) 2:30.697	29 (15.) 2:45.147	33 (11.) 2:31.822	33 (11.) 2:29.588	127	3				3
15	66	Grégoire DEMOUSTIER Sébastien Loeb Racing	BEL Peugeot 208	30 (14.) 2:35.748	30 (14.) 2:33.232	30 (14.) 2:38.262	30 (14.) 2:36.370	120	2				2

15 drivers

These results are provisional until the conclusion of any judicial and technical inquiries.

Circuit of the Americas (806/994m)

Published at...	Clerk of the Course Scot ELKINS	Timekeeper Peter MAJOSHAZI	
-----------------	------------------------------------	-------------------------------	--

Printed: 9/30/2018 12:10:52 PM

Page 1 of 1

Supercar

SC - 13

Result of Q 4

Pos.	No.	Driver Competitor/Entrant	Nat. Car	L/J R	Total Tm Gap	Lap0 Penalty	Lap1 S1 S2 S3	Lap2 S1 S2 S3	Lap3 S1 S2 S3	Lap4 S1 S2 S3	Pts.
1	1	Johan KRISTOFFERSSON PSRX Volkswagen Sweden	SWE Volkswagen Polo R	4/1 R3	2:24.714	0:04.530 -	<u>0:36.727</u> 11.5 15.6 09.5	0:34.740 09.0 16.0 09.6	0:34.623 08.9 15.8 09.8	0:34.094 09.0 15.8 09.2	50
2	5	Mattias EKSTRÖM EKS Audi Sport	SWE Audi S1	4/1 R3	2:25.408	0:04.565 +0:00.694	0:34.663 09.0 15.7 09.7	0:34.882 09.2 15.8 09.7	0:34.314 09.0 15.7 09.4	<u>0:36.984</u> 11.7 16.0 09.2	45
3	13	Andreas BAKKERUD EKS Audi Sport	NOR Audi S1	4/1 R2	2:25.928	0:04.552 +0:01.214	<u>0:36.902</u> 11.6 15.7 09.5	0:34.802 08.9 16.1 09.7	0:35.362 09.2 16.1 09.9	0:34.310 09.0 15.9 09.3	42
4	11	Petter SOLBERG PSRX Volkswagen Sweden	NOR Volkswagen Polo R	4/1 R3	2:25.967	0:04.606 +0:01.253	0:34.940 09.4 15.8 09.6	0:34.890 09.2 16.1 09.5	<u>0:37.036</u> 11.4 15.8 09.7	0:34.495 09.2 15.9 09.2	40
5	21	Timmy HANSEN Team Peugeot Total	SWE Peugeot 208	4/1 R1	2:26.954	0:04.551 +0:02.240	<u>0:37.163</u> 11.4 15.8 09.9	0:35.714 09.1 16.6 10.0	0:35.013 09.0 15.9 10.0	0:34.513 09.0 15.9 09.4	39
6	9	Sébastien LOEB Team Peugeot Total	FRA Peugeot 208	4/1 R3	2:27.463	0:04.469 +0:02.749	<u>0:38.182</u> 12.3 16.1 09.6	0:34.632 09.0 15.9 09.6	0:35.275 09.3 16.3 09.6	0:34.905 09.1 16.1 09.5	38
7	71	Kevin HANSEN Team Peugeot Total	SWE Peugeot 208	4/1 R2	2:27.674	0:04.509 +0:02.960	0:35.142 09.0 16.1 09.8	0:35.399 09.1 16.3 09.8	0:35.279 09.3 16.1 09.8	<u>0:37.345</u> 11.6 16.2 09.5	37
8	36	Guerlain CHICHERIT GC Competition	FRA Renault Mégane RS	4/1 R3	2:28.406	0:04.508 +0:03.692	<u>0:37.625</u> 12.0 15.9 09.6	0:34.649 09.0 15.9 09.6	0:35.233 09.4 16.1 09.6	0:36.391 09.1 16.4 10.7	36
9	6	Janis BAUMANIS Team Stard	LVA Ford Fiesta	4/1 R2	2:28.880	0:04.660 +0:04.166	0:35.523 09.4 16.1 09.9	0:35.707 09.3 16.4 09.9	0:35.138 09.1 16.2 09.7	<u>0:37.852</u> 11.9 16.3 09.5	35
10	68	Niclas GRÖNHOLM GRX Taneco	FIN Hyundai i20	4/1 R2	2:29.212	0:04.560 +0:04.498	<u>0:38.764</u> 12.8 16.2 09.7	0:35.101 09.2 16.1 09.6	0:35.978 09.3 16.9 09.6	0:34.809 09.2 16.0 09.4	34
11	4	Robin LARSSON Olsbergs MSE	SWE Ford Fiesta	4/1 R1	2:29.588	0:04.656 +0:04.874	0:35.487 09.1 16.2 10.3	0:36.022 09.4 16.2 10.3	0:35.636 09.3 16.3 09.9	<u>0:37.787</u> 11.7 16.2 09.7	33
12	92	Anton MARKLUND GC Competition	SWE Renault Mégane RS	4/1 R1	2:32.140	0:04.676 +0:07.426	0:36.016 09.8 16.2 09.8	0:35.756 09.2 16.7 09.7	<u>0:38.453</u> 11.9 16.3 10.1	0:37.239 09.2 16.9 10.9	32
13	7	Timur TIMERZYANOV GRX Taneco	RUS Hyundai i20	4/1 R1	2:32.356	0:04.734 +0:07.642	0:36.348 10.1 16.3 09.8	<u>0:38.657</u> 11.6 16.9 10.0	0:36.384 09.8 16.4 10.1	0:36.233 09.2 16.3 10.5	31
14	66	Grégoire DEMOUSTIER Sébastien Loeb Racing	BEL Peugeot 208	4/1 R1	2:36.370	0:04.598 +0:11.656	<u>0:39.244</u> 12.1 16.4 10.6	0:37.268 09.9 16.8 10.4	0:37.647 09.6 16.7 11.2	0:37.613 09.7 17.1 10.6	30
15	96	Kevin ERIKSSON Olsbergs MSE	SWE Ford Fiesta	4/1 R2	2:45.957	0:04.577 +0:21.243	<u>0:38.307</u> 12.4 15.9 09.9	0:35.117 09.2 16.0 09.8	0:50.094 09.4 29.5 11.1	0:37.862 09.7 17.5 10.6	29

Best reaction: #7 00.347 Best lap: #1 0:34.094 Best joker: #1 0:36.727 Best 0.lap: #9 00:04.4690

These results are provisional until the conclusion of any judicial and technical inquiries.

Circuit of the Americas (806/994m)

Published at...	Clerk of the Course Scot ELKINS	Timekeeper Peter MAJOSHAZI	
-----------------	------------------------------------	-------------------------------	--

Printed: 9/30/2018 12:10:43 PM

Page 1 of 1



Supercar

SC - 11


Result after Q 3

Pos.	No.	Driver Competitor/Entrant	Nat. Car	Q1	Q2	Q3	Q4	Q Sum	Int. Pt.	SF1	SF2	Final	Ch. Pt.	Ch Sum
1	11	Petter SOLBERG PSRX Volkswagen Sweden	NOR Volkswagen Polo R	50 (1.) 2:25.031	50 (1.) 2:23.187	45 (2.) 2:26.543		145						
2	5	Mattias EKSTRÖM EKS Audi Sport	SWE Audi S1	45 (2.) 2:26.891	38 (6.) 2:26.307	50 (1.) 2:25.717		133						
3	1	Johan KRISTOFFERSSON PSRX Volkswagen Sweden	SWE Volkswagen Polo R	31 (13.) 2:31.028	45 (2.) 2:23.860	42 (3.) 2:27.326		118						
4	71	Kevin HANSEN Team Peugeot Total	SWE Peugeot 208	36 (8.) 2:29.917	42 (3.) 2:25.034	38 (6.) 2:29.171		116						
5	9	Sébastien LOEB Team Peugeot Total	FRA Peugeot 208	42 (3.) 2:27.512	32 (12.) 2:30.605	40 (4.) 2:27.567		114						
6	13	Andreas BAKKERUD EKS Audi Sport	NOR Audi S1	39 (5.) 2:28.639	40 (4.) 2:25.158	34 (10.) 2:30.440		113						
7	68	Niclas GRÖNHOLM GRX Taneco	FIN Hyundai i20	34 (10.) 2:30.456	39 (5.) 2:25.759	36 (8.) 2:30.069		109						
8	96	Kevin ERIKSSON Olsbergs MSE	SWE Ford Fiesta	38 (6.) 2:29.256	35 (9.) 2:27.010	35 (9.) 2:30.156		108						
9	36	Guerlain CHICHERIT GC.Kompetition	FRA Renault Mégane RS	29 (15.) 3:28.681	37 (7.) 2:26.315	39 (5.) 2:28.946		105						
10	21	Timmy HANSEN Team Peugeot Total	SWE Peugeot 208	40 (4.) 2:28.447	36 (8.) 2:26.772	28 (15.) DNF		104						
11	92	Anton MARKLUND GC.Kompetition	SWE Renault Mégane RS	37 (7.) 2:29.763	33 (11.) 2:27.882	32 (12.) 2:32.422		102						
12	6	Janis BAUMANIS Team Stard	LVA Ford Fiesta	33 (11.) 2:30.494	31 (13.) 2:31.527	37 (7.) 2:29.793		101						
13	7	Timur TIMERZYANOV GRX Taneco	RUS Hyundai i20	35 (9.) 2:29.952	34 (10.) 2:27.312	31 (13.) 2:33.080		100						
14	4	Robin LARSSON Olsbergs MSE	SWE Ford Fiesta	32 (12.) 2:30.697	29 (15.) 2:45.147	33 (11.) 2:31.822		94						
15	66	Grégoire DEMOUSTIER Sébastien Loeb Racing	BEL Peugeot 208	30 (14.) 2:35.748	30 (14.) 2:33.232	30 (14.) 2:38.262		90						

15 drivers

These results are provisional until the conclusion of any judicial and technical inquiries.

Circuit of the Americas (806/994m)

Published at...	Clerk of the Course Scot ELKINS 	Timekeeper Peter MAJOSHAZI 	
-----------------	--	---	---

Printed: 9/30/2018 10:17:03 AM

Page 1 of 1

Supercar

SC - 10

Result of Q 3

Pos.	No.	Driver Competitor/Entrant	Nat. Car	L/J R	Total Tm Gap	Lap0 Penalty	Lap1 S1 S2 S3	Lap2 S1 S2 S3	Lap3 S1 S2 S3	Lap4 S1 S2 S3	Pts.
1	5	Mattias EKSTRÖM EKS Audi Sport	SWE Audi S1	4/1 R2	2:25.717	0:04.585 -	0:34.624 09.115.709.6	0:34.679 09.2 15.9 09.4	<u>0:37.237</u> 11.4 16.0 09.7	0:34.592 09.2 15.9 09.3	50
2	11	Petter SOLBERG PSRX Volkswagen Sweden	NOR Volkswagen Polo R	4/1 R3	2:26.543	0:04.621 +0:00.826	0:34.961 09.115.909.7	0:34.971 09.2 16.0 09.6	0:34.770 09.0 16.2 09.4	<u>0:37.220</u> 11.6 16.2 09.4	45
3	1	Johan KRISTOFFERSSON PSRX Volkswagen Sweden	SWE Volkswagen Polo R	4/1 R3	2:27.326	0:04.698 +0:01.609	0:35.930 09.416.709.7	0:35.449 09.3 16.2 09.8	0:34.399 09.1 15.8 09.4	<u>0:36.850</u> 11.5 16.1 09.2	42
4	9	Sébastien LOEB Team Peugeot Total	FRA Peugeot 208	4/1 R1	2:27.567	0:04.672 +0:01.850	0:35.645 09.116.210.2	0:35.480 09.2 16.0 10.2	0:34.608 09.0 15.8 09.6	<u>0:37.162</u> 11.5 16.0 09.5	40
5	36	Guerlain CHICHERIT GC Kompetition	FRA Renault Mégane RS	4/1 R2	2:28.946	0:04.653 +0:03.229	0:35.420 09.716.009.6	<u>0:38.598</u> 11.9 16.4 10.1	0:35.394 09.2 16.1 10.0	0:34.881 09.2 16.0 09.5	39
6	71	Kevin HANSEN Team Peugeot Total	SWE Peugeot 208	4/1 R3	2:29.171	0:04.543 +0:03.454	<u>0:37.989</u> 11.8 16.1 09.9	0:35.317 09.2 16.1 09.9	0:36.129 09.7 16.4 09.9	0:35.193 09.3 16.2 09.5	38
7	6	Janis BAUMANIS Team Stard	LVA Ford Fiesta	4/1 R1	2:29.793	0:04.690 +0:04.076	<u>0:38.747</u> 12.0 16.3 10.3	0:35.455 09.3 15.9 10.1	0:35.422 09.4 15.8 10.1	0:35.479 09.7 16.0 09.6	37
8	68	Niclas GRÖNHOLM GRX Taneco	FIN Hyundai i20	4/1 R3	2:30.069	0:04.595 +0:04.352	0:35.679 09.616.109.8	0:35.276 09.4 16.2 09.5	<u>0:39.021</u> 11.9 17.1 09.9	0:35.498 09.4 16.4 09.6	36
9	96	Kevin ERIKSSON Olsbergs MSE	SWE Ford Fiesta	4/1 R2	2:30.156	0:04.547 +0:04.439	<u>0:38.423</u> 12.2 16.2 09.8	0:36.302 09.5 16.7 10.0	0:35.616 09.3 16.2 09.9	0:35.268 09.3 16.3 09.5	35
10	13	Andreas BAKKERUD EKS Audi Sport	NOR Audi S1	4/1 R3	2:30.440	0:06.801 +0:04.723	0:34.998 08.916.109.8	0:35.036 09.1 16.1 09.7	<u>0:38.164</u> 11.8 16.3 09.9	0:35.441 09.4 16.5 09.5	34
11	4	Robin LARSSON Olsbergs MSE	SWE Ford Fiesta	4/1 R1	2:31.822	0:04.753 +0:06.105	<u>0:39.636</u> 12.4 16.7 10.4	0:36.104 09.5 16.3 10.2	0:35.980 09.4 16.1 10.4	0:35.349 09.4 16.1 09.7	33
12	92	Anton MARKLUND GC Kompetition	SWE Renault Mégane RS	4/1 R1	2:32.422	0:04.786 +0:06.705	0:36.180 09.616.310.1	0:35.676 09.4 16.2 09.9	0:35.471 09.2 16.4 09.7	<u>0:40.309</u> 11.9 19.0 09.3	32
13	7	Timur TIMERZYANOV GRX Taneco	RUS Hyundai i20	4/1 R2	2:33.080	0:04.660 +0:07.363	<u>0:39.224</u> 12.5 16.3 10.3	0:36.071 09.3 16.4 10.2	0:36.275 09.5 16.5 10.1	0:36.850 09.2 17.7 09.8	31
14	66	Grégoire DEMOUSTIER Sébastien Loeb Racing	BEL Peugeot 208	4/1 R1	2:38.262	0:04.704 +0:12.545	<u>0:40.768</u> 12.8 17.2 10.7	0:38.009 09.3 16.9 11.6	0:38.026 09.5 17.2 11.1	0:36.755 09.5 16.7 10.5	30
DNF	21	Timmy HANSEN Team Peugeot Total	SWE Peugeot 208	0/0 R2	-	- ++4 LAP	-	-	-	-	28

Best reaction: #5 00.356 Best lap: #1 0:34.399 Best joker: #1 0:36.850 Best 0.lap: #71 00:04.5430

These results are provisional until the conclusion of any judicial and technical inquiries.

Circuit of the Americas (806/994m)

Published at...	Clerk of the Course Scot ELKINS	Timekeeper Peter MAJOSHAZI	
-----------------	------------------------------------	-------------------------------	--

Printed: 9/30/2018 10:15:01 AM

Page 1 of 1



Supercar

SC - 09

Warm-up

Ranking

Pos.	No.	Driver	Competitor/Entrant	Nat.	Car	Best lap	Diff	Laps
1	11	Petter SOLBERG	PSRX Volkswagen Sweden	NOR	Volkswagen Polo R	0:35.162		2
2	68	Niclas GRÖNHOLM	GRX Taneco	FIN	Hyundai i20	0:35.595	0:00.433	2
3	13	Andreas BAKKERUD	EKS Audi Sport	NOR	Audi S1	0:35.619	0:00.457	2
4	1	Johan KRISTOFFERSSON	PSRX Volkswagen Sweden	SWE	Volkswagen Polo R	0:35.660	0:00.498	2
5	71	Kevin HANSEN	Team Peugeot Total	SWE	Peugeot 208	0:35.962	0:00.800	2
6	5	Mattias EKSTRÖM	EKS Audi Sport	SWE	Audi S1	0:35.981	0:00.819	2
7	96	Kevin ERIKSSON	Olsbergs MSE	SWE	Ford Fiesta	0:36.381	0:01.219	2
8	7	Timur TIMERZYANOV	GRX Taneco	RUS	Hyundai i20	0:36.382	0:01.220	2
9	36	Guerlain CHICHERIT	GC Competition	FRA	Renault Mégane RS	0:36.478	0:01.316	2
10	9	Sébastien LOEB	Team Peugeot Total	FRA	Peugeot 208	0:36.814	0:01.652	2
11	6	Janis BAUMANIS	Team Stard	LVA	Ford Fiesta	0:37.263	0:02.101	2
12	92	Anton MARKLUND	GC Competition	SWE	Renault Mégane RS	0:37.426	0:02.264	2
13	4	Robin LARSSON	Olsbergs MSE	SWE	Ford Fiesta	0:39.816	0:04.654	2
14	66	Grégoire DEMOUSTIER	Sébastien Loeb Racing	BEL	Peugeot 208	0:40.143	0:04.981	2
DNF	21	Timmy HANSEN	Team Peugeot Total	SWE	Peugeot 208	0:00.000	-	0

Total:15 Drivers included DNS: 0 ,DNF: 1 , EXC: 0

-
-

These results are provisional until the conclusion of any judicial and technical inquiries.

Circuit of the Americas (806/994m)

Published at...	Clerk of the Course Scot ELKINS	Timekeeper Peter MAJOSHAZI	
-----------------	------------------------------------	-------------------------------	--

Printed: 9/30/2018 9:02:28 AM

Page 1 of 3

Supercar

SC - 07

Result after Q 2

Pos.	No.	Driver Competitor/Entrant	Nat. Car	Q1	Q2	Q3	Q4	Q Sum	Int. Pt.	SF1	SF2	Final	Ch. Pt.	Ch Sum
1	11	Petter SOLBERG PSRX Volkswagen Sweden	NOR Volkswagen Polo R	50 (1.) 2:25.031	50 (1.) 2:23.187			100						
2	5	Mattias EKSTRÖM EKS Audi Sport	SWE Audi S1	45 (2.) 2:26.891	38 (6.) 2:26.307			83						
3	13	Andreas BAKKERUD EKS Audi Sport	NOR Audi S1	39 (5.) 2:28.639	40 (4.) 2:25.158			79						
4	71	Kevin HANSEN Team Peugeot Total	SWE Peugeot 208	36 (8.) 2:29.917	42 (3.) 2:25.034			78						
5	1	Johan KRISTOFFERSSON PSRX Volkswagen Sweden	SWE Volkswagen Polo R	31 (13.) 2:31.028	45 (2.) 2:23.860			76						
6	21	Timmy HANSEN Team Peugeot Total	SWE Peugeot 208	40 (4.) 2:28.447	36 (8.) 2:26.772			76						
7	9	Sébastien LOEB Team Peugeot Total	FRA Peugeot 208	42 (3.) 2:27.512	32 (12.) 2:30.605			74						
8	68	Niclas GRÖNHOLM GRX Taneco	FIN Hyundai i20	34 (10.) 2:30.456	39 (5.) 2:25.759			73						
9	96	Kevin ERIKSSON Olsbergs MSE	SWE Ford Fiesta	38 (6.) 2:29.256	35 (9.) 2:27.010			73						
10	92	Anton MARKLUND GC Kompetition	SWE Renault Mégane RS	37 (7.) 2:29.763	33 (11.) 2:27.882			70						
11	7	Timur TIMERZYANOV GRX Taneco	RUS Hyundai i20	35 (9.) 2:29.952	34 (10.) 2:27.312			69						
12	36	Guerlain CHICHERIT GC Kompetition	FRA Renault Mégane RS	29 (15.) 3:28.681	37 (7.) 2:26.315			66						
13	6	Janis BAUMANIS Team Stard	LVA Ford Fiesta	33 (11.) 2:30.494	31 (13.) 2:31.527			64						
14	4	Robin LARSSON Olsbergs MSE	SWE Ford Fiesta	32 (12.) 2:30.697	29 (15.) 2:45.147			61						
15	66	Grégoire DEMOUSTIER Sébastien Loeb Racing	BEL Peugeot 208	30 (14.) 2:35.748	30 (14.) 2:33.232			60						

15 drivers

-
-

These results are provisional until the conclusion of any judicial and technical inquiries.

Circuit of the Americas (806/994m)

Published at...	Clerk of the Course Scot ELKINS 	Timekeeper Peter MAJOSHAZI 	
-----------------	--	---	---

Printed: 9/29/2018 3:35:56 PM

Page 1 of 1

Supercar

SC - 06

Result of Q 2

Pos.	No.	Driver Competitor/Entrant	Nat. Car	L/J R	Total Tm Gap	Lap0 Penalty	Lap1 S1 S2 S3	Lap2 S1 S2 S3	Lap3 S1 S2 S3	Lap4 S1 S2 S3	Pts.
1	11	Petter SOLBERG PSRX Volkswagen Sweden	NOR Volkswagen Polo R	4/1 R3	2:23.187	0:04.495 -	0:34.063 09.015.409.5	0:34.180 09.2 15.4 09.5	0:34.092 09.2 15.5 09.3	<u>0:36.357</u> 11.7 15.4 09.1	50
2	1	Johan KRISTOFFERSSON PSRX Volkswagen Sweden	SWE Volkswagen Polo R	4/1 R1	2:23.860	0:04.588 +0:00.673	0:34.691 09.115.609.9	0:34.465 09.2 15.5 09.6	0:33.909 09.2 15.3 09.3	<u>0:36.207</u> 11.5 15.4 09.2	45
3	71	Kevin HANSEN Team Peugeot Total	SWE Peugeot 208	4/1 R2	2:25.034	0:04.476 +0:01.847	0:34.587 09.115.509.8	0:34.516 09.2 15.6 09.6	0:34.655 09.4 15.5 09.6	<u>0:36.800</u> 11.7 15.5 09.5	42
4	13	Andreas BAKKERUD EKS Audi Sport	NOR Audi S1	4/1 R3	2:25.158	0:04.475 +0:01.971	<u>0:36.991</u> 12.0 15.4 09.4	0:34.569 09.4 15.5 09.6	0:34.960 09.3 15.5 10.0	0:34.163 09.3 15.5 09.2	40
5	68	Niclas GRÖNHOLM GRX Taneco	FIN Hyundai i20	4/1 R2	2:25.759	0:04.684 +0:02.572	0:35.588 09.915.809.8	0:34.695 09.1 15.7 09.7	0:34.389 09.2 15.5 09.5	<u>0:36.403</u> 11.6 15.4 09.3	39
6	5	Mattias EKSTRÖM EKS Audi Sport	SWE Audi S1	4/1 R3	2:26.307	0:04.471 +0:03.120	<u>0:36.433</u> 11.5 15.3 09.5	0:34.519 09.3 15.5 09.5	0:36.408 09.1 17.4 09.8	0:34.476 09.3 15.7 09.3	38
7	36	Guerlain CHICHERIT GC Kompetition	FRA Renault Mégane RS	4/1 R1	2:26.315	0:04.561 +0:03.128	<u>0:37.351</u> 11.5 15.7 10.1	0:35.341 09.5 15.8 09.8	0:34.803 09.2 15.6 09.9	0:34.259 09.1 15.6 09.5	37
8	21	Timmy HANSEN Team Peugeot Total	SWE Peugeot 208	4/1 R3	2:26.772	0:04.491 +0:03.585	<u>0:37.713</u> 12.3 15.5 09.8	0:34.517 09.3 15.3 09.7	0:35.823 09.1 16.7 09.9	0:34.228 09.1 15.5 09.5	36
9	96	Kevin ERIKSSON Olsbergs MSE	SWE Ford Fiesta	4/1 R2	2:27.010	0:04.750 +0:03.823	0:34.757 09.415.709.5	<u>0:37.508</u> 12.0 15.7 09.7	0:35.204 09.3 16.1 09.6	0:34.791 09.4 15.7 09.5	35
10	7	Timur TIMERZYANOV GRX Taneco	RUS Hyundai i20	4/1 R2	2:27.312	0:04.510 +0:04.125	<u>0:37.618</u> 12.0 15.7 09.7	0:35.495 09.6 16.0 09.8	0:35.144 09.2 16.0 09.8	0:34.545 09.3 15.6 09.5	34
11	92	Anton MARKLUND GC Kompetition	SWE Renault Mégane RS	4/1 R2	2:27.882	0:04.733 +0:04.695	0:36.092 10.3 15.9 09.8	<u>0:37.669</u> 11.6 16.0 09.9	0:35.113 09.1 16.1 09.9	0:34.275 09.2 15.6 09.4	33
12	9	Sébastien LOEB Team Peugeot Total	FRA Peugeot 208	4/1 R3	2:30.605	0:04.585 +0:07.418	0:34.685 09.415.509.6	0:34.106 09.2 15.4 09.3	<u>0:38.047</u> 11.4 16.6 09.9	0:34.182 09.2 15.6 09.2	32
13	6	Janis BAUMANIS Team Stard	LVA Ford Fiesta	4/1 R1	2:31.527	0:04.704 +0:08.340	0:36.779 09.816.710.1	0:36.370 10.5 15.9 09.9	<u>0:37.907</u> 12.0 15.6 10.2	0:35.767 09.3 16.5 09.8	31
14	66	Grégoire DEMOUSTIER Sébastien Loeb Racing	BEL Peugeot 208	4/1 R1	2:33.232	0:04.720 +0:10.045	<u>0:39.469</u> 12.2 16.5 10.6	0:36.064 09.5 16.1 10.4	0:36.804 09.9 16.3 10.5	0:36.175 09.5 16.2 10.3	30
15	4	Robin LARSSON Olsbergs MSE	SWE Ford Fiesta	4/1 R1	2:45.147	0:05.011 +0:21.960	0:50.965 09.231.410.2	<u>0:38.073</u> 11.9 16.0 10.1	0:35.932 09.2 16.6 10.0	0:35.166 09.4 16.0 09.6	29

Best reaction: #13 00.322 Best lap: #1 0:33.909 Best joker: #1 0:36.207 Best 0.lap: #5 00:04.4710

#9 +5 sec. penalty - Stewards dec. No.1

These results are provisional until the conclusion of any judicial and technical inquiries.

Circuit of the Americas (806/994m)

Published at...	Clerk of the Course Scot ELKINS	Timekeeper Peter MAJOSHAZI	
-----------------	------------------------------------	-------------------------------	--

Printed: 9/29/2018 3:34:30 PM

Page 1 of 1



Supercar

SC - 04

Result of Q 1

Pos.	No.	Driver Competitor/Entrant	Nat. Car	L/J R	Total Tm Gap	Lap0 Penalty	Lap1 S1 S2 S3	Lap2 S1 S2 S3	Lap3 S1 S2 S3	Lap4 S1 S2 S3	Pts.
1	11	Petter SOLBERG PSRX Volkswagen Sweden	NOR Volkswagen Polo R	4/1 R2	2:25.031	0:04.636 -	0:34.790 09.315.709.7	0:34.607 09.2 15.6 09.7	0:34.473 09.2 15.6 09.5	<u>0:36.525</u> 11.5 15.5 09.4	50
2	5	Mattias EKSTRÖM EKS Audi Sport	SWE Audi S1	4/1 R2	2:26.891	0:04.550 +0:01.860	0:35.627 09.816.009.7	0:34.708 09.2 15.8 09.6	<u>0:36.911</u> 11.5 15.6 09.6	0:35.095 09.7 15.8 09.5	45
3	9	Sébastien LOEB Team Peugeot Total	FRA Peugeot 208	4/1 R1	2:27.512	0:04.511 +0:02.481	<u>0:37.373</u> 11.4 15.8 10.0	0:35.352 09.4 15.9 09.9	0:35.339 09.5 15.9 09.8	0:34.937 09.3 15.9 09.6	42
4	21	Timmy HANSEN Team Peugeot Total	SWE Peugeot 208	4/1 R1	2:28.447	0:04.476 +0:03.416	<u>0:37.901</u> 11.9 15.8 10.1	0:35.606 09.5 15.9 10.0	0:35.715 09.4 16.2 10.0	0:34.749 09.4 15.7 09.6	40
5	13	Andreas BAKKERUD EKS Audi Sport	NOR Audi S1	4/1 R3	2:28.639	0:04.647 +0:03.608	<u>0:37.833</u> 12.1 15.8 09.8	0:35.062 09.0 16.1 09.8	0:35.027 09.3 15.8 09.7	0:36.070 09.2 17.0 09.8	39
6	96	Kevin ERIKSSON Olsbergs MSE	SWE Ford Fiesta	4/1 R3	2:29.256	0:04.651 +0:04.225	0:34.911 09.115.909.7	0:35.534 09.5 16.1 09.8	0:35.489 09.7 16.0 09.7	<u>0:38.671</u> 11.9 16.8 09.8	38
7	92	Anton MARKLUND GC Kompetition	SWE Renault Mégane RS	4/1 R3	2:29.763	0:04.985 +0:04.732	0:35.332 09.216.209.8	0:35.843 09.6 16.1 10.0	0:35.154 09.5 15.9 09.6	<u>0:38.449</u> 11.9 16.5 09.9	37
8	71	Kevin HANSEN Team Peugeot Total	SWE Peugeot 208	4/1 R2	2:29.917	0:04.573 +0:04.886	<u>0:37.782</u> 11.9 15.7 10.0	0:36.759 10.0 16.5 10.1	0:35.460 09.5 15.8 10.0	0:35.343 09.6 15.9 09.7	36
9	7	Timur TIMERZYANOV GRX Taneco	RUS Hyundai i20	4/1 R1	2:29.952	0:04.577 +0:04.921	0:35.590 09.216.210.1	0:35.626 09.5 16.1 09.9	<u>0:38.866</u> 11.9 16.8 10.0	0:35.293 09.4 15.8 09.9	35
10	68	Niclas GRÖNHOLM GRX Taneco	FIN Hyundai i20	4/1 R2	2:30.456	0:04.494 +0:05.425	<u>0:38.551</u> 12.4 16.2 09.8	0:36.503 09.7 16.7 09.9	0:35.571 09.5 16.1 09.8	0:35.337 09.4 16.1 09.7	34
11	6	Janis BAUMANIS Team Stard	LVA Ford Fiesta	4/1 R3	2:30.494	0:04.630 +0:05.463	<u>0:37.658</u> 11.7 15.7 10.1	0:36.199 09.7 16.2 10.1	0:36.010 09.8 15.8 10.3	0:35.997 09.6 16.2 10.0	33
12	4	Robin LARSSON Olsbergs MSE	SWE Ford Fiesta	4/1 R1	2:30.697	0:04.717 +0:05.666	0:36.058 09.516.509.9	<u>0:38.330</u> 11.7 16.4 10.1	0:36.293 09.3 16.6 10.2	0:35.299 09.5 16.0 09.6	32
13	1	Johan KRISTOFFERSSON PSRX Volkswagen Sweden	SWE Volkswagen Polo R	4/1 R1	2:31.028	0:04.447 +0:05.997	<u>0:38.395</u> 12.4 16.0 09.9	0:36.554 09.8 16.5 10.1	0:36.231 09.4 16.4 10.2	0:35.401 09.6 16.0 09.6	31
14	66	Grégoire DEMOUSTIER Sébastien Loeb Racing	BEL Peugeot 208	4/1 R2	2:35.748	0:05.367 +0:10.717	<u>0:39.435</u> 12.2 16.5 10.6	0:37.063 09.6 16.7 10.6	0:36.767 09.6 16.4 10.6	0:37.116 09.8 16.3 10.8	30
15	36	Guerlain CHICHERIT GC Kompetition	FRA Renault Mégane RS	4/1 R3	3:28.681	0:04.668 +1:03.650	<u>0:38.671</u> 12.5 16.3 09.7	0:35.543 09.5 16.0 09.9	0:35.919 09.8 16.1 09.9	1:33.880 09.7 1:07 17.0	29

Best reaction: #7 00.349 Best lap: #11 0:34.473 Best joker: #11 0:36.525 Best 0.lap: #1 00:04.4470

These results are provisional until the conclusion of any judicial and technical inquiries.

Circuit of the Americas (806/994m)

Published at...	Clerk of the Course Scot ELKINS	Timekeeper Peter MAJOSHAZI	
-----------------	------------------------------------	-------------------------------	--

Printed: 9/29/2018 12:07:36 PM

Page 1 of 1

Supercar

SC - 03

Free Practice 1

Ranking

Pos.	No.	Driver	Competitor/Entrant	Nat.	Car	Best lap	Diff	Laps
1	13	Andreas BAKKERUD	EKS Audi Sport	NOR	Audi S1	0:35.135		4
2	5	Mattias EKSTRÖM	EKS Audi Sport	SWE	Audi S1	0:35.162	0:00.027	9
3	9	Sébastien LOEB	Team Peugeot Total	FRA	Peugeot 208	0:35.168	0:00.033	9
4	11	Petter SOLBERG	PSRX Volkswagen Sweden	NOR	Volkswagen Polo R	0:35.171	0:00.036	9
5	96	Kevin ERIKSSON	Olsbergs MSE	SWE	Ford Fiesta	0:35.189	0:00.054	9
6	1	Johan KRISTOFFERSSON	PSRX Volkswagen Sweden	SWE	Volkswagen Polo R	0:35.202	0:00.067	9
7	71	Kevin HANSEN	Team Peugeot Total	SWE	Peugeot 208	0:35.541	0:00.406	9
8	36	Guerlain CHICHERIT	GC Competition	FRA	Renault Mégane RS	0:35.575	0:00.440	9
9	6	Janis BAUMANIS	Team Stard	LVA	Ford Fiesta	0:35.733	0:00.598	9
10	92	Anton MARKLUND	GC Competition	SWE	Renault Mégane RS	0:35.882	0:00.747	9
11	7	Timur TIMERZYANOV	GRX Taneco	RUS	Hyundai i20	0:35.898	0:00.763	9
12	21	Timmy HANSEN	Team Peugeot Total	SWE	Peugeot 208	0:35.919	0:00.784	9
13	68	Niclas GRÖNHOLM	GRX Taneco	FIN	Hyundai i20	0:35.955	0:00.820	8
14	4	Robin LARSSON	Olsbergs MSE	SWE	Ford Fiesta	0:36.149	0:01.014	9
15	66	Grégoire DEMOUSTIER	Sébastien Loeb Racing	BEL	Peugeot 208	0:37.460	0:02.325	9

Total:15 Drivers included DNS: 0 ,DNF: 0 , EXC: 0

-
-

These results are provisional until the conclusion of any judicial and technical inquiries.

Circuit of the Americas (806/994m)

Published at...	Clerk of the Course Scot ELKINS	Timekeeper Peter MAJOSHAZI	
-----------------	------------------------------------	-------------------------------	--

Printed: 9/29/2018 10:30:03 AM

Page 1 of 5