



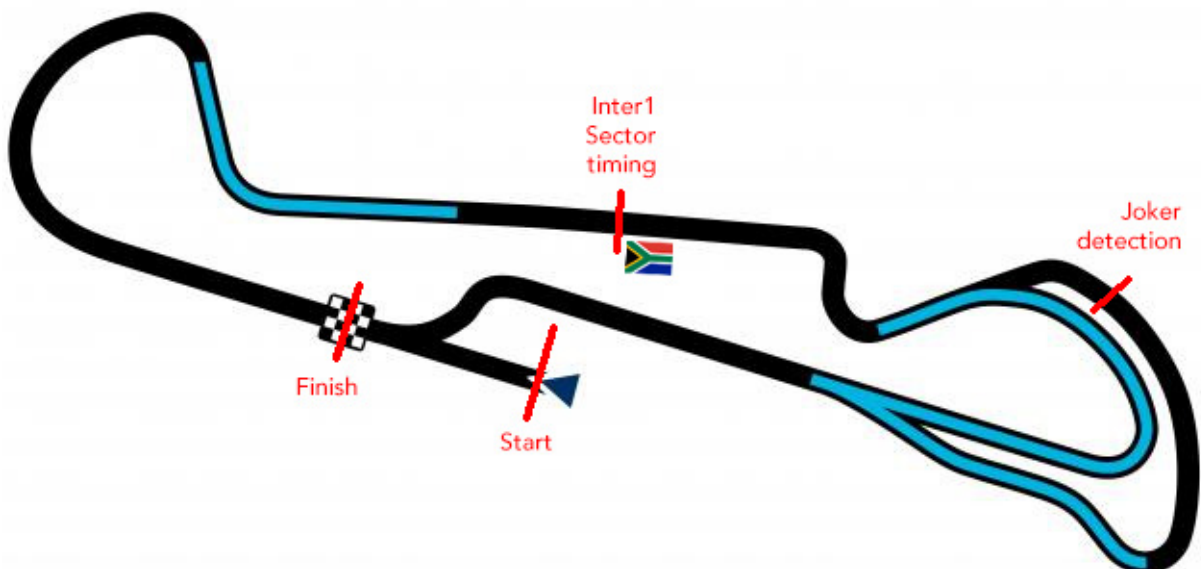
**COOPER  
TIRES**

**RX2 INTERNATIONAL SERIES  
PRESENTED BY COOPER TYRES**

**ROUND 7 // 10-12 NOVEMBER  
CAPE TOWN (ZAF)  
GUMTREE WORLDRX OF GERMANY**

# **RESULT BOOK**

Killerney International Raceway  
1067 meter / 1165 meter



**Chronomoto Timing**



Supercar

SC - 01

List of starters

No.	Driver	Nat.	Competitor/Entrant	Car	Licence	Competitor Lic.
1	1	Mattias EKSTRÖM	SWE EKS	Audi S1	197807147199	369
2	3	Johan KRISTOFFERSSON	SWE PSRX Volkswagen Sweden	Volkswagen Polo GTI	198812066275	245
3	6	Janis BAUMANIS	LVA Team Stard	Ford Fiesta	1705670001	BA158
4	7	Timur TIMERZYANOV	RUS Team Stard	Ford Fiesta	#17100	BA158
5	9	Sébastien LOEB	FRA Team Peugeot-Hansen	Peugeot 208	47	546
6	10	"CSUCSU"	HUN Speedy Motorsport	Kia Rio	4723	140
7	11	Petter SOLBERG	NOR PSRX Volkswagen Sweden	Volkswagen Polo GTI	IKO19833	245
8	13	Andreas BAKKERUD	NOR Hoonigan Racing Division	Ford Focus RS	IRC30267	E2094-U-17
9	15	Reinis NITISS	LVA EKS	Audi S1	1705670003	369
10	21	Timmy HANSEN	SWE Team Peugeot-Hansen	Peugeot 208	199205212732	546
11	43	Ken BLOCK	USA Hoonigan Racing Division	Ford Focus RS	D3714-U-17C	E2094-U-17
12	44	Timo SCHEIDER	DEU MJP Racing Team Austria	Ford Fiesta	JA1010	BA157
13	57	Toomas HEIKKINEN	FIN EKS	Audi S1	21561120	369
14	59	Ashley HAIGH-SMITH	ZAF Olsbergs MSE	Ford Fiesta	8087	136
15	66	Grégoire DEMOUSTIER	BEL DA Racing	Peugeot 208	196083	250976-5
16	68	Niclas GRÖNHOLM	FIN GRX	Ford Fiesta	34708006	50054983
17	71	Kevin HANSEN	SWE Team Peugeot-Hansen	Peugeot 208	199805280659	546
18	77	René MUENNICH	DEU ALL-INKL.COM Muennich Motorsport	Seat Ibiza	IB1108069	BIF1119689
19	87	Jean-Baptiste DUBOURG	FRA DA Racing	Peugeot 208	161090	250976
20	96	Kevin ERIKSSON	SWE MJP Racing Team Austria	Ford Fiesta	199607160539	BA157
21	98	Oliver ERIKSSON	SWE Olsbergs MSE	Ford Fiesta	199812273754	136
22	124	Mark CRONJE	ZAF Albatec Racing Ltd	Peugeot 208	08206	1705310009

22 drivers

These results are provisional until the conclusion of any judicial and technical inquiries.

Killarney International Circuit (1067m/1160m)

Published at...	Clerk of the Course	Timekeeper	
	Steve HARDING	Peter MAJOSHAZI	

Printed: 11/10/2017 4:20:12 PM

Page 1 of 1

Supercar

SC - 01T

List of starters (Teams)

Team	Nat.	No.	Driver	Nat.	Car
1 PSRX Volkswagen Sweden	SWE	11 3	Petter SOLBERG Johan KRISTOFFERSSON	NOR SWE	Volkswagen Polo GTI Volkswagen Polo GTI
2 EKS	SWE	1 57	Mattias EKSTRÖM Toomas HEIKKINEN	SWE FIN	Audi S1 Audi S1
3 MJP Racing Team Austria	AUT	96 44	Kevin ERIKSSON Timo SCHEIDER	SWE DEU	Ford Fiesta Ford Fiesta
4 Team Peugeot-Hansen	SWE	21 9	Timmy HANSEN Sébastien LOEB	SWE FRA	Peugeot 208 Peugeot 208
5 Hoonigan Racing Division	USA	43 13	Ken BLOCK Andreas BAKKERUD	USA NOR	Ford Focus RS Ford Focus RS
6 Team Stard	AUT	7 6	Timur TIMERZYANOV Janis BAUMANIS	RUS LVA	Ford Fiesta Ford Fiesta

6 teams

These results are provisional until the conclusion of any judicial and technical inquiries.

Killarney International Circuit (1067m/1160m)

Published at...	Clerk of the Course Steve HARDING	Timekeeper Peter MAJOSHAZI	
-----------------	--------------------------------------	-------------------------------	--

Printed: 11/10/2017 3:40:26 PM

Page 1 of 1

Supercar

SC - 03

Free Practice 1

Ranking

Pos.	No.	Driver	Competitor/Entrant	Nat.	Car	Best lap	Diff	Laps
1	13	Andreas BAKKERUD	Hoonigan Racing Division	NOR	Ford Focus RS	<b>0:40.017</b>		9
2	3	Johan KRISTOFFERSSON	PSRX Volkswagen Sweden	SWE	Volkswagen Polo GTI	<b>0:40.046</b>	0:00.029	9
3	21	Timmy HANSEN	Team Peugeot-Hansen	SWE	Peugeot 208	<b>0:40.113</b>	0:00.096	9
4	1	Mattias EKSTRÖM	EKS	SWE	Audi S1	<b>0:40.129</b>	0:00.112	9
5	11	Petter SOLBERG	PSRX Volkswagen Sweden	NOR	Volkswagen Polo GTI	<b>0:40.168</b>	0:00.151	9
6	9	Sébastien LOEB	Team Peugeot-Hansen	FRA	Peugeot 208	<b>0:40.261</b>	0:00.244	10
7	43	Ken BLOCK	Hoonigan Racing Division	USA	Ford Focus RS	<b>0:40.431</b>	0:00.414	10
8	7	Timur TIMERZYANOV	Team Stard	RUS	Ford Fiesta	<b>0:40.470</b>	0:00.453	9
9	44	Timo SCHEIDER	MJP Racing Team Austria	DEU	Ford Fiesta	<b>0:40.584</b>	0:00.567	10
10	71	Kevin HANSEN	Team Peugeot-Hansen	SWE	Peugeot 208	<b>0:40.585</b>	0:00.568	9
11	96	Kevin ERIKSSON	MJP Racing Team Austria	SWE	Ford Fiesta	<b>0:40.623</b>	0:00.606	9
12	57	Toomas HEIKKINEN	EKS	FIN	Audi S1	<b>0:40.681</b>	0:00.664	9
13	15	Reinis NITISS	EKS	LVA	Audi S1	<b>0:40.686</b>	0:00.669	9
14	68	Niclas GRÖNHOLM	GRX	FIN	Ford Fiesta	<b>0:40.809</b>	0:00.792	9
15	6	Janis BAUMANIS	Team Stard	LVA	Ford Fiesta	<b>0:40.994</b>	0:00.977	9
16	98	Oliver ERIKSSON	Olsbergs MSE	SWE	Ford Fiesta	<b>0:41.075</b>	0:01.058	9
17	77	René MUENNICH	ALL-INKL.COM Muennich Motorsport	DEU	Seat Ibiza	<b>0:41.222</b>	0:01.205	8
18	87	Jean-Baptiste DUBOURG	DA Racing	FRA	Peugeot 208	<b>0:41.347</b>	0:01.330	9
19	124	Mark CRONJE	Albatec Racing Ltd	ZAF	Peugeot 208	<b>0:41.748</b>	0:01.731	9
20	59	Ashley HAIGH-SMITH	Olsbergs MSE	ZAF	Ford Fiesta	<b>0:41.964</b>	0:01.947	7
21	66	Grégoire DEMOUSTIER	DA Racing	BEL	Peugeot 208	<b>0:42.002</b>	0:01.985	9
DNS	10	"CSUCSU"	Speedy Motorsport	HUN	Kia Rio	-	-	0

Total:22 Drivers included DNS: 1 ,DNF: 0 , EXC: 0

These results are provisional until the conclusion of any judicial and technical inquiries.

Killarney International Circuit (1067m/1160m)

Published at...	Clerk of the Course Steve HARDING <i>Steve Harding</i>	Timekeeper Peter MAJOSHAZI <i>M A</i>	
-----------------	---	--	--

Printed: 11/11/2017 9:22:26 AM

Page 1 of 6

Supercar

SC - 03

Free Practice 1

Lap Times

1. 13 Andreas BAKKERUD NOR Ford Focus RS				
Lap	Laptime	Sector 1	Sector 2	Time of day
1.	00:40.789	16.0	24.7	09:20:38.767
2.	00:40.518	15.9	24.6	09:21:19.285
3.	00:42.867	15.7	27.1	09:22:02.152
4.	00:40.017	15.8	24.1	09:22:42.169
5.	53:52.930	00.0	00.0	10:16:35.099
6.	00:42.964	15.9	27.0	10:17:18.063
7.	00:40.316	15.6	24.6	10:17:58.379
8.	00:40.220	15.7	24.4	10:18:38.599
9.	00:40.740	15.9	24.7	10:19:19.339

2. 3 Johan KRISTOFFERSSON SWE Volkswagen Polo GTI				
Lap	Laptime	Sector 1	Sector 2	Time of day
1.	00:40.626	15.7	24.8	09:20:55.130
2.	00:40.414	15.9	24.4	09:21:35.544
3.	00:40.046	15.6	24.4	09:22:15.590
4.	00:42.694	15.6	27.0	09:22:58.284
5.	53:57.176	00.0	00.0	10:16:55.460
6.	00:42.571	15.5	27.0	10:17:38.031
7.	00:40.446	15.7	24.7	10:18:18.477
8.	00:40.113	15.6	24.4	10:18:58.590
9.	00:40.603	15.7	24.9	10:19:39.193

3. 21 Timmy HANSEN SWE Peugeot 208				
Lap	Laptime	Sector 1	Sector 2	Time of day
1.	00:42.658	15.7	26.8	09:25:59.376
2.	00:40.510	15.8	24.6	09:26:39.886
3.	00:40.472	15.8	24.5	09:27:20.358
4.	00:40.338	15.8	24.4	09:28:00.696
5.	48:26.873	00.0	00.0	10:16:27.569
6.	00:40.113	15.7	24.3	10:17:07.682
7.	00:43.022	15.8	27.1	10:17:50.704
8.	00:40.640	15.7	24.8	10:18:31.344
9.	00:40.800	15.8	24.9	10:19:12.144

4. 1 Mattias EKSTRÖM SWE Audi S1				
Lap	Laptime	Sector 1	Sector 2	Time of day
1.	00:40.502	16.0	24.4	09:20:26.249
2.	00:40.580	16.1	24.3	09:21:06.829
3.	00:40.446	15.9	24.4	09:21:47.275
4.	00:43.625	15.9	27.6	09:22:30.900
5.	33:55.067	00.0	00.0	09:56:25.967
6.	00:40.199	15.7	24.4	09:57:06.166
7.	00:44.147	16.0	28.1	09:57:50.313
8.	00:40.129	15.7	24.3	09:58:30.442
9.	00:43.370	15.7	27.6	09:59:13.812

5. 11 Petter SOLBERG NOR Volkswagen Polo GTI				
--	--	--	--	--

These results are provisional until the conclusion of any judicial and technical inquiries.

Killarney International Circuit (1067m/1160m)

Published at...	Clerk of the Course Steve HARDING <i>Steve Harding</i>	Timekeeper Peter MAJOSHAZI <i>MSA</i>	
-----------------	---	--	--

**Supercar**

SC - 03

**Free Practice 1**

Lap	Laptime	Sector 1	Sector 2	Time of day
1.	00:43.208	15.8	27.3	09:20:50.096
2.	00:41.085	16.1	24.8	09:21:31.181
3.	00:40.429	15.7	24.6	09:22:11.610
4.	00:40.168	15.6	24.5	09:22:51.778
5.	53:52.065	00.0	00.0	10:16:43.843
6.	00:42.606	15.6	26.9	10:17:26.449
7.	00:40.402	15.8	24.5	10:18:06.851
8.	00:40.690	15.6	25.0	10:18:47.541
9.	00:40.682	15.9	24.7	10:19:28.223

<b>6. 9 Sébastien LOEB FRA Peugeot 208</b>				
Lap	Laptime	Sector 1	Sector 2	Time of day
1.	00:43.427	15.9	27.4	09:20:17.715
2.	00:40.738	15.9	24.7	09:20:58.453
3.	00:40.384	15.9	24.3	09:21:38.837
4.	00:40.432	15.9	24.4	09:22:19.269
5.	00:41.210	15.9	25.3	09:23:00.479
6.	43:16.515	00.0	00.0	10:06:16.994
7.	00:43.040	15.7	27.2	10:07:00.034
8.	00:41.888	15.6	26.2	10:07:41.922
9.	00:40.322	15.7	24.5	10:08:22.244
10.	00:40.261	15.7	24.5	10:09:02.505

<b>7. 43 Ken BLOCK USA Ford Focus RS</b>				
Lap	Laptime	Sector 1	Sector 2	Time of day
1.	00:44.041	16.3	27.6	09:26:08.960
2.	00:40.980	16.1	24.7	09:26:49.940
3.	00:40.739	16.0	24.6	09:27:30.679
4.	00:40.581	15.8	24.7	09:28:11.260
5.	48:09.185	00.0	00.0	10:16:20.445
6.	00:43.044	15.9	27.1	10:17:03.489
7.	00:40.431	15.8	24.5	10:17:43.920
8.	00:40.687	15.8	24.8	10:18:24.607
9.	00:40.723	15.6	25.0	10:19:05.330
10.	00:40.826	16.0	24.8	10:19:46.156

<b>8. 7 Timur TIMERZYANOV RUS Ford Fiesta</b>				
Lap	Laptime	Sector 1	Sector 2	Time of day
1.	00:44.098	16.3	27.7	09:31:33.708
2.	00:41.200	15.9	25.2	09:32:14.908
3.	00:40.750	16.1	24.6	09:32:55.658
4.	00:41.270	16.1	25.1	09:33:36.928
5.	27:17.696	00.0	00.0	10:00:54.624
6.	00:43.455	15.9	27.5	10:01:38.079
7.	00:41.014	15.9	25.0	10:02:19.093
8.	00:40.470	15.9	24.5	10:02:59.563
9.	00:40.537	15.7	24.8	10:03:40.100

<b>9. 44 Timo SCHEIDER DEU Ford Fiesta</b>				
Lap	Laptime	Sector 1	Sector 2	Time of day

These results are provisional until the conclusion of any judicial and technical inquiries.

Killarney International Circuit (1067m/1160m)

Published at...	Clerk of the Course Steve HARDING <i>Steve Harding</i>	Timekeeper Peter MAJOSHAZI <i>MSA</i>	<i>CHRONOMOTO TIMING</i>
-----------------	---	--	--------------------------

Printed: 11/11/2017 9:22:26 AM

Page 3 of 6

Supercar

SC - 03

Free Practice 1

1.	00:41.756	16.5	25.1	09:31:08.671
2.	00:40.863	16.0	24.8	09:31:49.534
3.	00:40.953	16.0	24.9	09:32:30.487
4.	00:40.858	15.8	25.0	09:33:11.345
5.	00:40.690	16.1	24.5	09:33:52.035
6.	26:52.479	00.0	00.0	10:00:44.514
7.	00:43.281	15.9	27.2	10:01:27.795
8.	00:41.569	15.9	25.6	10:02:09.364
9.	00:40.850	15.8	24.9	10:02:50.214
10.	00:40.584	15.9	24.6	10:03:30.798

<b>10. 71 Kevin HANSEN</b>	<b>SWE</b>	<b>Peugeot 208</b>		
Lap	Laptime	Sector 1	Sector 2	Time of day
1.	00:43.814	16.4	27.4	09:26:13.677
2.	00:40.786	15.8	24.9	09:26:54.463
3.	00:40.758	15.9	24.8	09:27:35.221
4.	00:40.610	16.0	24.5	09:28:15.831
5.	27:51.923	00.0	00.0	09:56:07.754
6.	00:42.764	15.8	26.9	09:56:50.518
7.	00:40.585	15.8	24.7	09:57:31.103
8.	00:40.991	16.0	24.9	09:58:12.094
9.	00:41.626	16.3	25.3	09:58:53.720

<b>11. 96 Kevin ERIKSSON</b>	<b>SWE</b>	<b>Ford Fiesta</b>		
Lap	Laptime	Sector 1	Sector 2	Time of day
1.	00:44.214	16.3	27.8	09:26:31.297
2.	00:41.327	16.1	25.1	09:27:12.624
3.	00:41.853	16.4	25.4	09:27:54.477
4.	00:41.082	16.2	24.8	09:28:35.559
5.	48:14.172	00.0	00.0	10:16:49.731
6.	00:40.623	15.9	24.6	10:17:30.354
7.	00:41.114	16.0	25.0	10:18:11.468
8.	00:41.411	16.0	25.3	10:18:52.879
9.	00:40.961	15.9	25.0	10:19:33.840

<b>12. 57 Toomas HEIKKINEN</b>	<b>FIN</b>	<b>Audi S1</b>		
Lap	Laptime	Sector 1	Sector 2	Time of day
1.	00:41.377	16.4	24.9	09:26:22.744
2.	00:40.931	16.1	24.7	09:27:03.675
3.	00:40.893	16.1	24.7	09:27:44.568
4.	00:40.681	16.0	24.5	09:28:25.249
5.	27:52.951	00.0	00.0	09:56:18.200
6.	00:40.779	16.0	24.7	09:56:58.979
7.	00:41.057	16.1	24.8	09:57:40.036
8.	00:41.033	16.0	24.9	09:58:21.069
9.	00:45.416	16.0	29.3	09:59:06.485

<b>13. 15 Reinis NITISS</b>	<b>LVA</b>	<b>Audi S1</b>		
Lap	Laptime	Sector 1	Sector 2	Time of day
1.	00:43.865	16.4	27.3	09:31:28.048
2.	00:40.853	16.3	24.5	09:32:08.901
3.	00:40.749	16.0	24.6	09:32:49.650

These results are provisional until the conclusion of any judicial and technical inquiries.

Killarney International Circuit (1067m/1160m)

Published at...	Clerk of the Course Steve HARDING <i>Steve Harding</i>	Timekeeper Peter MAJOSHAZI <i>M A</i>	
-----------------	---	--	--

**Supercar**

SC - 03

**Free Practice 1**

4.	00:40.686	16.1	24.5	09:33:30.336
5.	22:31.494	00.0	00.0	09:56:01.830
6.	00:43.674	16.3	27.3	09:56:45.504
7.	00:41.428	16.4	25.0	09:57:26.932
8.	00:40.971	16.1	24.8	09:58:07.903
9.	00:40.776	16.1	24.6	09:58:48.679

<b>14. 68 Niclas GRÖNHOLM</b>	<b>FIN</b>	<b>Ford Fiesta</b>		
Lap	Laptime	Sector 1	Sector 2	Time of day
1.	00:43.718	16.0	27.6	09:37:01.883
2.	00:40.809	16.0	24.8	09:37:42.692
3.	00:41.096	16.0	25.0	09:38:23.788
4.	00:43.580	16.0	27.5	09:39:07.368
5.	21:53.634	00.0	00.0	10:01:01.002
6.	00:43.960	16.4	27.4	10:01:44.962
7.	00:40.986	16.1	24.8	10:02:25.948
8.	00:41.680	16.5	25.1	10:03:07.628
9.	00:41.387	16.2	25.1	10:03:49.015

<b>15. 6 Janis BAUMANIS</b>	<b>LVA</b>	<b>Ford Fiesta</b>		
Lap	Laptime	Sector 1	Sector 2	Time of day
1.	00:44.672	16.6	27.9	09:31:17.079
2.	00:41.620	16.0	25.5	09:31:58.699
3.	00:40.994	16.1	24.8	09:32:39.693
4.	00:41.304	16.0	25.2	09:33:20.997
5.	27:28.266	00.0	00.0	10:00:49.263
6.	00:43.859	16.2	27.6	10:01:33.122
7.	00:41.502	16.7	24.7	10:02:14.624
8.	00:41.302	16.6	24.6	10:02:55.926
9.	00:41.779	16.8	24.9	10:03:37.705

<b>16. 98 Oliver ERIKSSON</b>	<b>SWE</b>	<b>Ford Fiesta</b>		
Lap	Laptime	Sector 1	Sector 2	Time of day
1.	00:41.946	16.5	25.3	09:37:08.864
2.	00:44.293	16.3	27.9	09:37:53.157
3.	00:41.559	16.4	25.1	09:38:34.716
4.	00:42.638	17.4	25.1	09:39:17.354
5.	26:31.670	00.0	00.0	10:05:49.024
6.	00:44.278	16.2	27.9	10:06:33.302
7.	00:41.448	16.2	25.2	10:07:14.750
8.	00:41.075	16.2	24.8	10:07:55.825
9.	00:42.488	16.2	26.2	10:08:38.313

<b>17. 77 René MUENNICH</b>	<b>DEU</b>	<b>Seat Ibiza</b>		
Lap	Laptime	Sector 1	Sector 2	Time of day
1.	00:44.890	16.5	28.3	09:37:19.505
2.	00:41.618	16.3	25.2	09:38:01.123
3.	00:41.222	16.0	25.1	09:38:42.345
4.	00:45.178	16.9	28.2	09:39:27.523
5.	21:42.361	00.0	00.0	10:01:09.884
6.	00:44.296	16.6	27.6	10:01:54.180
7.	00:44.582	16.4	28.1	10:02:38.762

These results are provisional until the conclusion of any judicial and technical inquiries.

Killarney International Circuit (1067m/1160m)

Published at...	Clerk of the Course Steve HARDING <i>Steve Harding</i>	Timekeeper Peter MAJOSHAZI <i>MSA</i>	
-----------------	---	--	--



**Supercar**

SC - 03

**Free Practice 1**

8.	00:41.917	16.7	25.1	10:03:20.679
<b>18.</b>	<b>87 Jean-Baptiste DUBOURG</b>	<b>FRA</b>	<b>Peugeot 208</b>	
Lap	Laptime	Sector 1	Sector 2	Time of day
1.	00:44.536	16.6	27.8	09:31:42.720
2.	00:41.858	16.5	25.3	09:32:24.578
3.	00:41.623	16.5	25.1	09:33:06.201
4.	00:41.347	16.2	25.1	09:33:47.548
5.	22:46.516	00.0	00.0	09:56:34.064
6.	00:44.440	16.4	27.9	09:57:18.504
7.	00:42.339	17.1	25.2	09:58:00.843
8.	00:41.515	16.3	25.2	09:58:42.358
9.	00:41.531	16.2	25.2	09:59:23.889
<b>19.</b>	<b>124 Mark CRONJE</b>	<b>ZAF</b>	<b>Peugeot 208</b>	
Lap	Laptime	Sector 1	Sector 2	Time of day
1.	00:46.581	17.3	29.1	09:37:29.458
2.	00:42.345	16.6	25.6	09:38:11.803
3.	00:41.893	16.5	25.3	09:38:53.696
4.	00:41.804	16.4	25.3	09:39:35.500
5.	26:26.278	00.0	00.0	10:06:01.778
6.	00:44.957	16.7	28.1	10:06:46.735
7.	00:42.049	16.3	25.6	10:07:28.784
8.	00:42.128	16.4	25.6	10:08:10.912
9.	00:41.748	16.3	25.3	10:08:52.660
<b>20.</b>	<b>59 Ashley HAIGH-SMITH</b>	<b>ZAF</b>	<b>Ford Fiesta</b>	
Lap	Laptime	Sector 1	Sector 2	Time of day
1.	00:42.895	16.8	26.0	09:37:48.097
2.	00:46.188	18.3	27.8	09:38:34.285
3.	27:31.035	00.0	00.0	10:06:05.320
4.	00:42.443	16.6	25.8	10:06:47.763
5.	00:45.196	16.8	28.3	10:07:32.959
6.	00:43.862	17.9	25.9	10:08:16.821
7.	00:41.964	16.4	25.5	10:08:58.785
<b>21.</b>	<b>66 Grégoire DEMOUSTIER</b>	<b>BEL</b>	<b>Peugeot 208</b>	
Lap	Laptime	Sector 1	Sector 2	Time of day
1.	00:46.984	16.9	29.9	09:37:36.226
2.	00:43.231	16.7	26.4	09:38:19.457
3.	00:42.642	16.5	26.1	09:39:02.099
4.	00:42.350	16.5	25.7	09:39:44.449
5.	26:41.201	00.0	00.0	10:06:25.650
6.	00:45.446	16.4	29.0	10:07:11.096
7.	00:42.377	16.4	25.9	10:07:53.473
8.	00:42.002	16.3	25.7	10:08:35.475
9.	00:42.003	16.1	25.8	10:09:17.478
<b>DNS</b>	<b>10 "CSUCSU"</b>	<b>HUN</b>	<b>Kia Rio</b>	

These results are provisional until the conclusion of any judicial and technical inquiries.

Killarney International Circuit (1067m/1160m)

Published at...	Clerk of the Course Steve HARDING <i>Steve Harding</i>	Timekeeper Peter MAJOSHAZI <i>MSA</i>	
-----------------	---	--	--

Printed: 11/11/2017 9:22:26 AM

Page 6 of 6

Supercar

SC - 04

Free Practice 2

Ranking

Pos.	No.	Driver	Competitor/Entrant	Nat.	Car	Best lap	Diff	Laps
1	21	Timmy HANSEN	Team Peugeot-Hansen	SWE	Peugeot 208	0:39.805		4
2	9	Sébastien LOEB	Team Peugeot-Hansen	FRA	Peugeot 208	0:39.906	0:00.101	4
3	1	Mattias EKSTRÖM	EKS	SWE	Audi S1	0:40.011	0:00.206	4
4	13	Andreas BAKKERUD	Hoonigan Racing Division	NOR	Ford Focus RS	0:40.313	0:00.508	4
5	7	Timur TIMERZYANOV	Team Stard	RUS	Ford Fiesta	0:40.543	0:00.738	4
6	11	Petter SOLBERG	PSRX Volkswagen Sweden	NOR	Volkswagen Polo GTI	0:40.557	0:00.752	4
7	3	Johan KRISTOFFERSSON	PSRX Volkswagen Sweden	SWE	Volkswagen Polo GTI	0:40.603	0:00.798	4
8	96	Kevin ERIKSSON	MJP Racing Team Austria	SWE	Ford Fiesta	0:40.664	0:00.859	4
9	44	Timo SCHEIDER	MJP Racing Team Austria	DEU	Ford Fiesta	0:40.720	0:00.915	4
10	57	Toomas HEIKKINEN	EKS	FIN	Audi S1	0:40.720	0:00.915	4
11	15	Reinis NITISS	EKS	LVA	Audi S1	0:41.084	0:01.279	4
12	68	Niclas GRÖNHOLM	GRX	FIN	Ford Fiesta	0:41.127	0:01.322	4
13	98	Oliver ERIKSSON	Olsbergs MSE	SWE	Ford Fiesta	0:41.239	0:01.434	4
14	77	René MUENNICH	ALL-INKL.COM Muennich Motorsport	DEU	Seat Ibiza	0:41.271	0:01.466	4
15	6	Janis BAUMANIS	Team Stard	LVA	Ford Fiesta	0:41.314	0:01.509	4
16	43	Ken BLOCK	Hoonigan Racing Division	USA	Ford Focus RS	0:41.389	0:01.584	4
17	66	Grégoire DEMOUSTIER	DA Racing	BEL	Peugeot 208	0:41.824	0:02.019	4
18	124	Mark CRONJE	Albatec Racing Ltd	ZAF	Peugeot 208	0:42.062	0:02.257	4
19	87	Jean-Baptiste DUBOURG	DA Racing	FRA	Peugeot 208	0:42.071	0:02.266	4
20	59	Ashley HAIGH-SMITH	Olsbergs MSE	ZAF	Ford Fiesta	0:42.910	0:03.105	4
DNF	71	Kevin HANSEN	Team Peugeot-Hansen	SWE	Peugeot 208	0:00.000	-	0
DNS	10	"CSUCSU"	Speedy Motorsport	HUN	Kia Rio	-	-	0

Total:22 Drivers included DNS: 1 ,DNF: 1 , EXC: 0

These results are provisional until the conclusion of any judicial and technical inquiries.

Killarney International Circuit (1067m/1160m)

Published at...	Clerk of the Course Steve HARDING <i>Steve Harding</i>	Timekeeper Peter MAJOSHAZI <i>MSA</i>	
-----------------	---	--	--

Printed: 11/11/2017 11:04:09 AM

Page 1 of 4

Supercar

SC - 04

Free Practice 2

Lap Times

Lap	Laptime	Sector 1	Sector 2	Time of day
<b>1. 21 Timmy HANSEN SWE Peugeot 208</b>				
1.	00:39.805	15.6	24.1	11:53:42.953
2.	00:40.245	15.6	24.5	11:54:23.198
3.	00:40.453	15.9	24.5	11:55:03.651
4.	00:40.041	15.6	24.3	11:55:43.692
<b>2. 9 Sébastien LOEB FRA Peugeot 208</b>				
1.	00:39.906	15.5	24.3	11:53:49.872
2.	00:40.660	15.6	25.0	11:54:30.532
3.	00:40.217	15.7	24.4	11:55:10.749
4.	00:40.264	15.7	24.4	11:55:51.013
<b>3. 1 Mattias EKSTRÖM SWE Audi S1</b>				
1.	00:40.011	15.5	24.4	11:48:46.513
2.	00:40.593	16.0	24.5	11:49:27.106
3.	00:40.314	15.8	24.4	11:50:07.420
4.	00:43.295	15.9	27.3	11:50:50.715
<b>4. 13 Andreas BAKKERUD NOR Ford Focus RS</b>				
1.	00:43.264	15.8	27.4	11:42:34.641
2.	00:40.358	15.4	24.9	11:43:14.999
3.	00:40.313	15.6	24.6	11:43:55.312
4.	00:40.952	15.9	24.9	11:44:36.264
<b>5. 7 Timur TIMERZYANOV RUS Ford Fiesta</b>				
1.	00:46.694	15.9	30.7	11:36:28.248
2.	00:41.103	15.6	25.4	11:37:09.351
3.	00:40.543	15.7	24.7	11:37:49.894
4.	00:44.048	15.8	28.2	11:38:33.942
<b>6. 11 Petter SOLBERG NOR Volkswagen Polo GTI</b>				
1.	00:40.569	15.7	24.8	11:48:38.776
2.	00:43.309	15.7	27.5	11:49:22.085
3.	00:41.327	16.1	25.2	11:50:03.412
4.	00:40.557	15.8	24.6	11:50:43.969
<b>7. 3 Johan KRISTOFFERSSON SWE Volkswagen Polo GTI</b>				
1.	00:43.345	15.7	27.6	11:48:56.149
2.	00:40.860	16.0	24.8	11:49:37.009
3.	00:40.957	15.8	25.1	11:50:17.966
4.	00:40.603	15.7	24.8	11:50:58.569
<b>8. 96 Kevin ERIKSSON SWE Ford Fiesta</b>				

These results are provisional until the conclusion of any judicial and technical inquiries.

Killarney International Circuit (1067m/1160m)

Published at...	Clerk of the Course Steve HARDING <i>Steve Harding</i>	Timekeeper Peter MAJOSHAZI <i>M S</i>	
-----------------	---	--	--

Printed: 11/11/2017 11:04:09 AM

Page 2 of 4

Supercar

SC - 04

Free Practice 2

Lap	Laptime	Sector 1	Sector 2	Time of day
1.	00:40.907	15.8	25.0	11:54:16.055
2.	00:43.767	16.0	27.7	11:54:59.822
3.	00:41.361	15.9	25.4	11:55:41.183
4.	00:40.664	15.8	24.8	11:56:21.847

**9. 44 Timo SCHEIDER DEU Ford Fiesta**

Lap	Laptime	Sector 1	Sector 2	Time of day
1.	00:43.315	15.9	27.4	11:48:19.507
2.	00:40.780	16.0	24.7	11:49:00.287
3.	00:40.798	15.9	24.8	11:49:41.085
4.	00:40.720	16.0	24.6	11:50:21.805

**10. 57 Toomas HEIKKINEN FIN Audi S1**

Lap	Laptime	Sector 1	Sector 2	Time of day
1.	00:40.726	16.0	24.6	11:54:09.844
2.	00:40.720	15.8	24.9	11:54:50.564
3.	00:40.760	15.9	24.8	11:55:31.324
4.	00:44.161	15.9	28.2	11:56:15.485

**11. 15 Reinis NITISS LVA Audi S1**

Lap	Laptime	Sector 1	Sector 2	Time of day
1.	00:43.933	15.9	27.9	11:48:27.451
2.	00:41.413	16.1	25.2	11:49:08.864
3.	00:41.084	16.1	24.9	11:49:49.948
4.	00:41.174	16.1	25.0	11:50:31.122

**12. 68 Niclas GRÖNHOLM FIN Ford Fiesta**

Lap	Laptime	Sector 1	Sector 2	Time of day
1.	00:41.285	16.1	25.1	11:41:57.166
2.	00:41.127	15.9	25.1	11:42:38.293
3.	00:44.373	16.0	28.2	11:43:22.666
4.	00:41.421	16.0	25.3	11:44:04.087

**13. 98 Oliver ERIKSSON SWE Ford Fiesta**

Lap	Laptime	Sector 1	Sector 2	Time of day
1.	00:41.439	15.9	25.4	11:42:20.660
2.	00:41.239	15.9	25.2	11:43:01.899
3.	00:41.438	16.2	25.1	11:43:43.337
4.	00:41.581	16.0	25.5	11:44:24.918

**14. 77 René MUENNICH DEU Seat Ibiza**

Lap	Laptime	Sector 1	Sector 2	Time of day
1.	00:41.271	16.1	25.1	11:54:00.227
2.	00:41.923	16.7	25.1	11:54:42.150
3.	00:41.739	16.4	25.3	11:55:23.889
4.	00:47.494	18.6	28.8	11:56:11.383

**15. 6 Janis BAUMANIS LVA Ford Fiesta**

Lap	Laptime	Sector 1	Sector 2	Time of day
1.	00:41.523	16.4	25.0	11:36:11.453
2.	00:41.651	16.4	25.2	11:36:53.104

These results are provisional until the conclusion of any judicial and technical inquiries.

Killarney International Circuit (1067m/1160m)

Published at...	Clerk of the Course Steve HARDING <i>Steve Harding</i>	Timekeeper Peter MAJOSHAZI <i>MSA</i>	
-----------------	---	--	--

Supercar

SC - 04

Free Practice 2

3.	00:41.445	16.3	25.1	11:37:34.549
4.	00:41.314	16.0	25.2	11:38:15.863
<b>16.</b>	<b>43 Ken BLOCK</b>	<b>USA</b>	<b>Ford Focus RS</b>	
Lap	Laptime	Sector 1	Sector 2	Time of day
1.	00:43.770	15.9	27.7	11:42:08.433
2.	00:41.389	15.9	25.4	11:42:49.822
3.	00:41.554	15.8	25.7	11:43:31.376
4.	00:42.323	16.1	26.2	11:44:13.699
<b>17.</b>	<b>66 Grégoire DEMOUSTIER</b>	<b>BEL</b>	<b>Peugeot 208</b>	
Lap	Laptime	Sector 1	Sector 2	Time of day
1.	00:45.636	16.1	29.5	11:36:40.371
2.	00:43.006	16.6	26.3	11:37:23.377
3.	00:41.824	15.9	25.8	11:38:05.201
4.	00:41.881	16.1	25.7	11:38:47.082
<b>18.</b>	<b>124 Mark CRONJE</b>	<b>ZAF</b>	<b>Peugeot 208</b>	
Lap	Laptime	Sector 1	Sector 2	Time of day
1.	00:45.445	16.2	29.1	11:36:33.443
2.	00:42.216	16.5	25.6	11:37:15.659
3.	00:42.542	16.4	26.1	11:37:58.201
4.	00:42.062	16.0	26.0	11:38:40.263
<b>19.</b>	<b>87 Jean-Baptiste DUBOURG</b>	<b>FRA</b>	<b>Peugeot 208</b>	
Lap	Laptime	Sector 1	Sector 2	Time of day
1.	00:44.168	16.1	28.0	11:36:20.458
2.	00:42.241	16.3	25.8	11:37:02.699
3.	00:42.071	16.2	25.8	11:37:44.770
4.	00:42.358	16.4	25.9	11:38:27.128
<b>20.</b>	<b>59 Ashley HAIGH-SMITH</b>	<b>ZAF</b>	<b>Ford Fiesta</b>	
Lap	Laptime	Sector 1	Sector 2	Time of day
1.	00:42.910	16.7	26.1	11:42:27.959
2.	00:43.005	16.9	26.0	11:43:10.964
3.	00:47.051	17.9	29.1	11:43:58.015
4.	00:43.522	17.0	26.4	11:44:41.537
<b>DNF</b>	<b>71 Kevin HANSEN</b>	<b>SWE</b>	<b>Peugeot 208</b>	
<b>DNS</b>	<b>10 "CSUCSU"</b>	<b>HUN</b>	<b>Kia Rio</b>	

These results are provisional until the conclusion of any judicial and technical inquiries.

Killarney International Circuit (1067m/1160m)

Published at...	Clerk of the Course Steve HARDING <i>Steve Harding</i>	Timekeeper Peter MAJOSHAZI <i>MSA</i>	
-----------------	---	--	--

Printed: 11/11/2017 11:04:09 AM

Page 4 of 4

Supercar

SC - 01

Provisional Grid Sheet for Q 1 by the draw (Right Pole)

P5	P4	P3	P2	POLE
<b>Race 1</b>				
		7	6	66
<b>Race 2</b>				
	57	10	15	43
<b>Race 3</b>				
1	11	71	87	21
<b>Race 4</b>				
98	96	59	9	44
<b>Race 5</b>				
68	3	13	77	124

R1

R2

R3

R4

R5

66	Grégoire DEMOUSTIER	BEL
6	Janis BAUMANIS	LVA
7	Timur TIMERZYANOV	RUS
43	Ken BLOCK	USA
15	Reinis NITISS	LVA
10	"CSUCSU"	HUN
57	Toomas HEIKKINEN	FIN
21	Timmy HANSEN	SWE
87	Jean-Baptiste DUBOURG	FRA
71	Kevin HANSEN	SWE
11	Petter SOLBERG	NOR
1	Mattias EKSTRÖM	SWE
44	Timo SCHEIDER	DEU
9	Sébastien LOEB	FRA
59	Ashley HAIGH-SMITH	ZAF
96	Kevin ERIKSSON	SWE
98	Oliver ERIKSSON	SWE
124	Mark CRONJE	ZAF
77	René MUENNICH	DEU
13	Andreas BAKKERUD	NOR
3	Johan KRISTOFFERSSON	SWE
68	Niclas GRÖNHOLM	FIN

These results are provisional until the conclusion of any judicial and technical inquiries.

Killarney International Circuit (1067m/1160m)

Published at...	Clerk of the Course Steve HARDING <i>Steve Harding</i>	Timekeeper Peter MAJOSHAZI <i>M A</i>	
-----------------	---	--	--

Printed: 11/10/2017 3:17:21 PM

Page 1 of 1

Supercar

SC - 05

Result of Q 1

Pos.	No.	Driver Competitor/Entrant	Nat./Car	Total Tm Laps/Jok/Race	Gap Penalty	Lap0	Lap1 S1   S2	Lap2 S1   S2	Lap3 S1   S2	Lap4 S1   S2	Pts.
1	21	Timmy HANSEN Team Peugeot-Hansen	SWE Peugeot 208	2:51.008 4/1 R3	-	0:05.892	0:40.453 16.1   24.3	0:40.561 15.9   24.5	0:40.492 15.9   24.5	0:43.610 15.8   27.7	50
2	3	Johan KRISTOFFERSSON PSRX Volkswagen Sweden	SWE Volkswagen Polo GTI	2:51.307 4/1 R5	0:00.299 -	0:06.032	0:41.090 16.4   24.5	0:40.534 15.9   24.5	0:43.258 15.7   27.4	0:40.393 15.7   24.6	45
3	11	Petter SOLBERG PSRX Volkswagen Sweden	NOR Volkswagen Polo GTI	2:51.424 4/1 R3	0:00.416 -	0:05.922	0:41.141 16.7   24.3	0:40.585 15.8   24.7	0:40.451 15.7   24.7	0:43.325 15.9   27.3	42
4	13	Andreas BAKKERUD Hoonigan Racing Division	NOR Ford Focus RS	2:51.984 4/1 R5	0:00.976 -	0:05.886	0:40.788 16.1   24.5	0:40.461 15.9   24.5	0:40.793 16.0   24.7	0:44.056 15.8   28.2	40
5	43	Ken BLOCK Hoonigan Racing Division	USA Ford Focus RS	2:52.023 4/1 R2	0:01.015 -	0:05.880	0:40.603 15.9   24.6	0:40.741 15.9   24.8	0:41.139 15.9   25.1	0:43.660 15.9   27.6	39
6	44	Timo SCHEIDER MJP Racing Team Austria	DEU Ford Fiesta	2:52.630 4/1 R4	0:01.622 -	0:05.910	0:41.277 16.5   24.7	0:41.075 16.3   24.7	0:40.686 15.9   24.7	0:43.682 15.9   27.6	38
7	9	Sébastien LOEB Team Peugeot-Hansen	FRA Peugeot 208	2:53.203 4/1 R4	0:02.195 -	0:05.862	0:42.415 17.1   25.2	0:41.101 16.1   24.9	0:40.471 16.0   24.4	0:43.354 15.8   27.5	37
8	1	Mattias EKSTRÖM EKS	SWE Audi S1	2:53.305 4/1 R3	0:02.297 -	0:06.102	0:42.501 16.9   25.5	0:40.514 15.8   24.6	0:40.862 16.2   24.6	0:43.326 16.0   27.2	36
9	7	Timur TIMERZYANOV Team Stard	RUS Ford Fiesta	2:54.026 4/1 R1	0:03.018 -	0:05.936	0:40.951 16.2   24.7	0:41.159 16.3   24.8	0:41.657 15.9   25.7	0:44.323 16.5   27.7	35
10	96	Kevin ERIKSSON MJP Racing Team Austria	SWE Ford Fiesta	2:54.379 4/1 R4	0:03.371 -	0:06.061	0:41.752 16.7   24.9	0:44.110 16.3   27.7	0:41.054 15.9   25.0	0:41.402 16.3   25.0	34
11	57	Toomas HEIKKINEN EKS	FIN Audi S1	2:54.702 4/1 R2	0:03.694 -	0:05.969	0:44.798 16.8   27.9	0:41.194 15.9   25.2	0:41.220 16.0   25.1	0:41.521 16.3   25.2	33
12	6	Janis BAUMANIS Team Stard	LVA Ford Fiesta	2:54.796 4/1 R1	0:03.788 -	0:06.018	0:41.727 16.6   25.0	0:44.285 16.1   28.1	0:41.119 16.1   25.0	0:41.647 16.3   25.2	32
13	15	Reinis NITISS EKS	LVA Audi S1	2:55.239 4/1 R2	0:04.231 -	0:05.948	0:42.583 17.2   25.3	0:41.069 16.1   24.8	0:41.609 16.1   25.4	0:44.030 16.2   27.8	31
14	71	Kevin HANSEN Team Peugeot-Hansen	SWE Peugeot 208	2:55.618 4/1 R3	0:04.610 -	0:05.953	0:43.421 17.5   25.8	0:41.249 15.9   25.2	0:41.196 16.2   24.9	0:43.799 16.1   27.6	30
15	68	Niclas GRÖNHOLM GRX	FIN Ford Fiesta	2:56.462 4/1 R5	0:05.454 -	0:06.268	0:45.291 17.5   27.7	0:41.478 16.2   25.2	0:40.839 15.9   24.8	0:42.586 16.2   26.3	29
16	98	Oliver ERIKSSON Olsbergs MSE	SWE Ford Fiesta	2:57.148 4/1 R4	0:06.140 -	0:06.168	0:45.667 16.9   28.6	0:42.017 16.9   25.0	0:42.220 17.0   25.1	0:41.076 16.0   25.0	28
17	87	Jean-Baptiste DUBOURG DA Racing	FRA Peugeot 208	2:57.504 4/1 R3	0:06.496 -	0:06.075	0:45.977 17.3   28.5	0:41.675 16.2   25.4	0:41.860 16.2   25.5	0:41.917 16.3   25.5	27
18	124	Mark CRONJE Albatec Racing Ltd	ZAF Peugeot 208	2:59.044 4/1 R5	0:08.036 -	0:06.101	0:42.984 17.0   25.9	0:42.150 16.6   25.4	0:42.150 16.4   25.7	0:45.659 16.4   29.2	26
19	66	Grégoire DEMOUSTIER DA Racing	BEL Peugeot 208	2:59.903 4/1 R1	0:08.895 -	0:06.095	0:46.246 17.6   28.6	0:42.301 16.3   25.9	0:42.616 16.4   26.1	0:42.645 16.4   26.1	25
20	59	Ashley HAIGH-SMITH Olsbergs MSE	ZAF Ford Fiesta	3:08.904 4/1 R4	0:17.896 -	0:07.642	0:48.619 17.1   31.5	0:43.039 17.2   25.7	0:43.181 17.1   25.9	0:46.423 17.0   29.3	24
21	77	René MUENNICH ALL-INKL.COM Muennich Motorsport	DEU Seat Ibiza	3:17.028 4/1 R5	0:26.020 -	0:07.635	0:52.190 18.9   33.2	0:45.206 18.1   27.0	0:45.916 18.0   27.9	0:46.081 18.0   28.0	23
DNS	10	"CSUCSU" Speedy Motorsport	HUN Kia Rio	- 0/0 R2	-	-	-	-	-	-	0

These results are provisional until the conclusion of any judicial and technical inquiries.

Killarney International Circuit (1067m/1160m)

Published at...	Clerk of the Course Steve HARDING <i>Steve Harding</i>	Timekeeper Peter MAJOSHAZI <i>M A</i>	
-----------------	---	--	--

Printed: 11/11/2017 1:08:45 PM

Page 1 of 1

Supercar

SC - 06

Provisional Grid Sheet for Q 2 (Right Pole)

SC #10 Non starter

P5	P4	P3	P2	POLE
<b>Race 1</b>				
		77	59	66
<b>Race 2</b>				
		124	87	98
<b>Race 3</b>				
68	71	15	6	57
<b>Race 4</b>				
96	7	1	9	44
<b>Race 5</b>				
43	13	11	3	21

R1

- 66 Grégoire DEMOUSTIER BEL
- 59 Ashley HAIGH-SMITH ZAF
- 77 René MUENNICH DEU

R2

- 98 Oliver ERIKSSON SWE
- 87 Jean-Baptiste DUBOURG FRA
- 124 Mark CRONJE ZAF

R3

- 57 Toomas HEIKKINEN FIN
- 6 Janis BAUMANIS LVA
- 15 Reinis NITISS LVA
- 71 Kevin HANSEN SWE
- 68 Niclas GRÖNHOLM FIN

R4

- 44 Timo SCHEIDER DEU
- 9 Sébastien LOEB FRA
- 1 Mattias EKSTRÖM SWE
- 7 Timur TIMERZYANOV RUS
- 96 Kevin ERIKSSON SWE

R5

- 21 Timmy HANSEN SWE
- 3 Johan KRISTOFFERSSON SWE
- 11 Petter SOLBERG NOR
- 13 Andreas BAKKERUD NOR
- 43 Ken BLOCK USA

These results are provisional until the conclusion of any judicial and technical inquiries.

Killarney International Circuit (1067m/1160m)

Published at...	Clerk of the Course Steve HARDING <i>Steve Harding</i>	Timekeeper Peter MAJOSHAZI <i>M A</i>	
-----------------	---	--	--

Printed: 11/11/2017 1:12:48 PM

Page 1 of 1



Supercar

SC - 07

Result of Q 2

Pos.	No.	Driver Competitor/Entrant	Nat./Car	Total Tm Laps/Jok/Race	Gap Penalty	Lap0	Lap1 S1   S2	Lap2 S1   S2	Lap3 S1   S2	Lap4 S1   S2	Pts.
1	6	Janis BAUMANIS Team Stard	LVA Ford Fiesta	2:56.602 4/1 R3	-	0:06.078	0:42.769 17.1   25.5	0:41.668 16.3   25.3	0:44.380 00.0   00.0	0:41.707 00.0   00.0	50
2	43	Ken BLOCK Hoonigan Racing Division	USA Ford Focus RS	2:56.821 4/1 R5	0:00.219 -	0:06.103	0:42.843 17.3   25.5	0:41.665 16.3   25.3	0:41.054 16.0   24.9	0:45.156 16.3   28.8	45
3	71	Kevin HANSEN Team Peugeot-Hansen	SWE Peugeot 208	2:57.422 4/1 R3	0:00.820 -	0:06.185	0:43.411 17.7   25.6	0:44.250 16.4   27.8	0:41.784 16.3   25.4	0:41.792 16.3   25.4	42
4	57	Toomas HEIKKINEN EKS	FIN Audi S1	2:57.961 4/1 R3	0:01.359 -	0:06.021	0:46.711 18.4   28.2	0:41.621 16.3   25.3	0:41.918 16.2   25.6	0:41.690 16.2   25.4	40
5	13	Andreas BAKKERUD Hoonigan Racing Division	NOR Ford Focus RS	2:58.054 4/1 R5	0:01.452 -	0:06.148	0:42.316 16.7   25.5	0:41.312 16.1   25.1	0:41.259 16.1   25.1	0:47.019 16.3   30.7	39
6	77	René MUENNICH ALL-INKL.COM Muennich Motorsport	DEU Seat Ibiza	2:58.830 4/1 R1	0:02.228 -	0:05.994	0:41.844 16.3   25.4	0:42.381 16.5   25.8	0:42.881 16.8   26.0	0:45.730 16.7   28.9	38
7	87	Jean-Baptiste DUBOURG DA Racing	FRA Peugeot 208	2:59.059 4/1 R2	0:02.457 -	0:06.207	0:46.188 17.2   28.8	0:41.973 16.2   25.7	0:42.079 16.3   25.7	0:42.612 16.3   26.2	37
8	98	Oliver ERIKSSON Olsbergs MSE	SWE Ford Fiesta	3:01.575 4/1 R2	0:04.973 -	0:10.186	0:43.282 16.5   26.7	0:44.617 16.2   28.3	0:42.034 16.2   25.7	0:41.456 16.1   25.3	36
9	3	Johan KRISTOFFERSSON PSRX Volkswagen Sweden	SWE Volkswagen Polo GTI	3:01.704 4/1 R5	0:05.102 -	0:05.929	0:45.996 18.2   27.7	0:41.137 16.1   24.9	0:42.843 15.9   26.8	0:45.799 17.4   28.3	35
10	1	Mattias EKSTRÖM EKS	SWE Audi S1	3:02.278 4/1 R4	0:05.676 0:05.000	0:06.090	0:45.855 17.3   28.5	0:42.172 16.7   25.3	0:41.447 16.4   24.9	0:41.714 16.1   25.5	34
11	44	Timo SCHEIDER MJP Racing Team Austria	DEU Ford Fiesta	3:03.223 4/1 R4	0:06.621 -	0:05.944	0:47.264 18.8   28.4	0:42.039 16.6   25.4	0:44.178 16.4   27.6	0:43.798 16.5   27.2	33
12	68	Niclas GRÖNHOLM GRX	FIN Ford Fiesta	3:03.784 4/1 R3	0:07.182 -	0:06.247	0:48.550 19.7   28.8	0:41.981 16.5   25.4	0:41.942 16.3   25.5	0:45.064 16.5   28.5	32
13	66	Grégoire DEMOUSTIER DA Racing	BEL Peugeot 208	3:03.950 4/1 R1	0:07.348 -	0:06.163	0:45.525 16.7   28.7	0:46.348 16.3   29.9	0:43.238 16.7   26.4	0:42.676 16.5   26.1	31
14	21	Timmy HANSEN Team Peugeot-Hansen	SWE Peugeot 208	3:10.599 4/1 R5	0:13.997 -	0:05.986	0:46.765 18.2   28.5	0:43.590 16.2   27.3	0:46.276 18.1   28.1	0:47.982 18.6   29.3	30
15	11	Petter SOLBERG PSRX Volkswagen Sweden	NOR Volkswagen Polo GTI	3:13.050 4/1 R5	0:16.448 -	0:05.891	0:44.078 16.4   27.6	0:50.656 17.9   32.6	0:46.028 18.1   27.8	0:46.397 18.2   28.1	29
16	7	Timur TIMERZYANOV Team Stard	RUS Ford Fiesta	3:13.126 4/1 R4	0:16.524 -	0:06.077	0:48.478 18.1   30.3	0:51.472 17.6   33.8	0:42.425 16.0   26.3	0:44.674 16.8   27.7	28
17	96	Kevin ERIKSSON MJP Racing Team Austria	SWE Ford Fiesta	3:14.628 4/1 R4	0:18.026 -	0:06.086	0:43.923 17.0   26.8	0:48.462 17.6   30.8	0:46.492 17.6   28.8	0:49.665 19.6   30.0	27
18	9	Sébastien LOEB Team Peugeot-Hansen	FRA Peugeot 208	3:15.271 4/1 R4	0:18.669 -	0:05.980	0:45.667 17.6   28.0	0:50.010 18.2   31.7	0:46.354 18.1   28.1	0:47.260 19.1   28.1	26
19	59	Ashley HAIGH-SMITH Olsbergs MSE	ZAF Ford Fiesta	3:18.184 4/1 R1	0:21.582 -	0:06.162	0:44.013 17.4   26.6	0:46.649 16.7   29.9	0:52.978 19.0   33.9	0:48.382 19.0   29.3	25
20	15	Reinis NITISS EKS	LVA Audi S1	3:18.445 4/1 R3	0:21.843 -	0:06.022	0:50.202 18.8   31.3	0:45.391 16.7   28.6	0:50.747 18.0   32.6	0:46.083 18.1   27.9	24
DNF	124	Mark CRONJE Albatec Racing Ltd	ZAF Peugeot 208	- 3/1 R2	+1 LAP -	0:06.160	0:43.307 16.9   26.3	0:47.050 16.7   30.2	0:46.317 16.5   29.7	-	21
DNS	10	"CSUCSU" Speedy Motorsport	HUN Kia Rio	- 0/0 R	-	-	-	-	-	-	0

#1 +5sec penalty - Stewrds decision Nr.2

These results are provisional until the conclusion of any judicial and technical inquiries.

Killarney International Circuit (1067m/1160m)

Published at...	Clerk of the Course Steve HARDING <i>Steve Harding</i>	Timekeeper Peter MAJOSHAZI <i>M A</i>	
-----------------	---	--	--

Printed: 11/11/2017 4:58:26 PM

Page 1 of 1

Supercar

SC - 08

Result after Q 2


Pos.	No.	Driver Competitor/Entrant	Nat. Car Ch.	Q1	Q2	Q3	Q4	Q Sum	Int. Pt.	SF1	SF2	Final	Ch. Pt.	Ch Sum
1	43	Ken BLOCK Hoonigan Racing Division	USA Ford Focus RS	39 (5.) 2:52.023	45 (2.) 2:56.821			84						
2	6	Janis BAUMANIS Team Stard	LVA Ford Fiesta	32 (12.) 2:54.796	50 (1.) 2:56.602			82						
3	3	Johan KRISTOFFERSSON PSRX Volkswagen Sweden	SWE Volkswagen Polo GTI	45 (2.) 2:51.307	35 (9.) 3:01.704			80						
4	21	Timmy HANSEN Team Peugeot-Hansen	SWE Peugeot 208	50 (1.) 2:51.008	30 (14.) 3:10.599			80						
5	13	Andreas BAKKERUD Hoonigan Racing Division	NOR Ford Focus RS	40 (4.) 2:51.984	39 (5.) 2:58.054			79						
6	57	Toomas HEIKKINEN EKS	FIN Audi S1	33 (11.) 2:54.702	40 (4.) 2:57.961			73						
7	71	Kevin HANSEN Team Peugeot-Hansen	SWE Peugeot 208	30 (14.) 2:55.618	42 (3.) 2:57.422			72						
8	44	Timo SCHEIDER MJP Racing Team Austria	DEU Ford Fiesta	38 (6.) 2:52.630	33 (11.) 3:03.223			71						
9	11	Petter SOLBERG PSRX Volkswagen Sweden	NOR Volkswagen Polo GTI	42 (3.) 2:51.424	29 (15.) 3:13.050			71						
10	1	Mattias EKSTRÖM EKS	SWE Audi S1	36 (8.) 2:53.305	34 (10.) 3:02.278			70						
11	87	Jean-Baptiste DUBOURG DA Racing	FRA Peugeot 208	27 (17.) 2:57.504	37 (7.) 2:59.059			64						
12	98	Oliver ERIKSSON Olsbergs MSE	SWE Ford Fiesta	28 (16.) 2:57.148	36 (8.) 3:01.575			64						
13	7	Timur TIMERZYANOV Team Stard	RUS Ford Fiesta	35 (9.) 2:54.026	28 (16.) 3:13.126			63						
14	9	Sébastien LOEB Team Peugeot-Hansen	FRA Peugeot 208	37 (7.) 2:53.203	26 (18.) 3:15.271			63						
15	77	René MUENNICH ALL-INKL.COM Muennich Motorsport	DEU Seat Ibiza	23 (21.) 3:17.028	38 (6.) 2:58.830			61						
16	68	Niclas GRÖNHOLM GRX	FIN Ford Fiesta	29 (15.) 2:56.462	32 (12.) 3:03.784			61						
17	96	Kevin ERIKSSON MJP Racing Team Austria	SWE Ford Fiesta	34 (10.) 2:54.379	27 (17.) 3:14.628			61						
18	66	Grégoire DEMOUSTIER DA Racing	BEL Peugeot 208	25 (19.) 2:59.903	31 (13.) 3:03.950			56						
19	15	Reinis NITISS EKS	LVA Audi S1	31 (13.) 2:55.239	24 (20.) 3:18.445			55						
20	59	Ashley HAIGH-SMITH Olsbergs MSE	ZAF Ford Fiesta	24 (20.) 3:08.904	25 (19.) 3:18.184			49						
21	124	Mark CRONJE Albatec Racing Ltd	ZAF Peugeot 208	26 (18.) 2:59.044	21 (21.) DNF			47						
22	10	"CSUCSU" Speedy Motorsport	HUN Kia Rio	0 (22.) DNS	0 (22.) DNS			0						

22 drivers

-  
-

These results are provisional until the conclusion of any judicial and technical inquiries.

Killarney International Circuit (1067m/1160m)

Published at...	Clerk of the Course Steve HARDING <i>Steve Harding</i>	Timekeeper Peter MAJOSHAZI <i>MA</i>	
-----------------	---	---	---

Printed: 11/11/2017 5:01:33 PM

Page 1 of 1

Supercar

SC - 10

Warm-up

Ranking

Pos.	No.	Driver	Competitor/Entrant	Nat.	Car	Best lap	Diff	Laps
1	1	Mattias EKSTRÖM	EKS	SWE	Audi S1	<b>0:40.478</b>		2
2	11	Petter SOLBERG	PSRX Volkswagen Sweden	NOR	Volkswagen Polo GTI	<b>0:40.570</b>	0:00.092	2
3	9	Sébastien LOEB	Team Peugeot-Hansen	FRA	Peugeot 208	<b>0:41.023</b>	0:00.545	2
4	21	Timmy HANSEN	Team Peugeot-Hansen	SWE	Peugeot 208	<b>0:41.077</b>	0:00.599	2
5	3	Johan KRISTOFFERSSON	PSRX Volkswagen Sweden	SWE	Volkswagen Polo GTI	<b>0:41.242</b>	0:00.764	2
6	96	Kevin ERIKSSON	MJP Racing Team Austria	SWE	Ford Fiesta	<b>0:41.332</b>	0:00.854	2
7	7	Timur TIMERZYANOV	Team Stard	RUS	Ford Fiesta	<b>0:41.416</b>	0:00.938	2
8	71	Kevin HANSEN	Team Peugeot-Hansen	SWE	Peugeot 208	<b>0:41.464</b>	0:00.986	2
9	68	Niclas GRÖNHOLM	GRX	FIN	Ford Fiesta	<b>0:41.519</b>	0:01.041	2
10	15	Reinis NITISS	EKS	LVA	Audi S1	<b>0:41.549</b>	0:01.071	2
11	44	Timo SCHEIDER	MJP Racing Team Austria	DEU	Ford Fiesta	<b>0:41.569</b>	0:01.091	2
12	57	Toomas HEIKKINEN	EKS	FIN	Audi S1	<b>0:41.709</b>	0:01.231	2
13	77	René MUENNICH	ALL-INKL.COM Muennich Motorsport	DEU	Seat Ibiza	<b>0:41.792</b>	0:01.314	2
14	98	Oliver ERIKSSON	Olsbergs MSE	SWE	Ford Fiesta	<b>0:42.228</b>	0:01.750	2
15	6	Janis BAUMANIS	Team Stard	LVA	Ford Fiesta	<b>0:42.236</b>	0:01.758	2
16	43	Ken BLOCK	Hoonigan Racing Division	USA	Ford Focus RS	<b>0:42.306</b>	0:01.828	2
17	87	Jean-Baptiste DUBOURG	DA Racing	FRA	Peugeot 208	<b>0:42.638</b>	0:02.160	2
18	124	Mark CRONJE	Albatec Racing Ltd	ZAF	Peugeot 208	<b>0:42.794</b>	0:02.316	2
19	59	Ashley HAIGH-SMITH	Olsbergs MSE	ZAF	Ford Fiesta	<b>0:42.825</b>	0:02.347	2
20	13	Andreas BAKKERUD	Hoonigan Racing Division	NOR	Ford Focus RS	<b>0:43.267</b>	0:02.789	2
21	66	Grégoire DEMOUSTIER	DA Racing	BEL	Peugeot 208	<b>0:43.971</b>	0:03.493	2
DNS	10	"CSUCSU"	Speedy Motorsport	HUN	Kia Rio	-	-	0

Total:22 Drivers included DNS: 1 ,DNF: 0 , EXC: 0

These results are provisional until the conclusion of any judicial and technical inquiries.

Killarney International Circuit (1067m/1160m)

Published at...	Clerk of the Course Steve HARDING <i>Steve Harding</i>	Timekeeper Peter MAJOSHAZI <i>MSA</i>	
-----------------	---	--	---

Printed: 11/12/2017 9:29:31 AM

Page 1 of 4

Supercar

SC - 10

Warm-up

Lap Times

<b>1.</b>	<b>1</b>	<b>Mattias EKSTRÖM</b>	<b>SWE</b>	<b>Audi S1</b>
Lap	Laptime	Sector 1	Sector 2	Time of day
1.	00:40.864	16.2	24.5	09:15:09.489
2.	00:40.478	16.1	24.3	09:15:49.967
<b>2.</b>	<b>11</b>	<b>Petter SOLBERG</b>	<b>NOR</b>	<b>Volkswagen Polo GTI</b>
Lap	Laptime	Sector 1	Sector 2	Time of day
1.	00:40.570	16.1	24.4	09:19:12.434
2.	00:40.842	16.0	24.8	09:19:53.276
<b>3.</b>	<b>9</b>	<b>Sébastien LOEB</b>	<b>FRA</b>	<b>Peugeot 208</b>
Lap	Laptime	Sector 1	Sector 2	Time of day
1.	00:43.813	16.3	27.4	09:19:06.807
2.	00:41.023	16.3	24.7	09:19:47.830
<b>4.</b>	<b>21</b>	<b>Timmy HANSEN</b>	<b>SWE</b>	<b>Peugeot 208</b>
Lap	Laptime	Sector 1	Sector 2	Time of day
1.	00:41.191	16.3	24.8	09:15:01.481
2.	00:41.077	16.2	24.8	09:15:42.558
<b>5.</b>	<b>3</b>	<b>Johan KRISTOFFERSSON</b>	<b>SWE</b>	<b>Volkswagen Polo GTI</b>
Lap	Laptime	Sector 1	Sector 2	Time of day
1.	00:41.257	16.3	24.8	09:11:21.407
2.	00:41.242	16.3	24.8	09:12:02.649
<b>6.</b>	<b>96</b>	<b>Kevin ERIKSSON</b>	<b>SWE</b>	<b>Ford Fiesta</b>
Lap	Laptime	Sector 1	Sector 2	Time of day
1.	00:41.529	16.5	24.9	09:14:47.883
2.	00:41.332	16.6	24.6	09:15:29.215
<b>7.</b>	<b>7</b>	<b>Timur TIMERZYANOV</b>	<b>RUS</b>	<b>Ford Fiesta</b>
Lap	Laptime	Sector 1	Sector 2	Time of day
1.	00:42.044	16.8	25.2	09:18:49.568
2.	00:41.416	16.4	24.9	09:19:30.984
<b>8.</b>	<b>71</b>	<b>Kevin HANSEN</b>	<b>SWE</b>	<b>Peugeot 208</b>
Lap	Laptime	Sector 1	Sector 2	Time of day
1.	00:42.146	16.9	25.2	09:06:14.990
2.	00:41.464	16.5	24.9	09:06:56.454
<b>9.</b>	<b>68</b>	<b>Niclas GRÖNHOLM</b>	<b>FIN</b>	<b>Ford Fiesta</b>
Lap	Laptime	Sector 1	Sector 2	Time of day
1.	00:41.986	16.9	25.0	09:14:55.827
2.	00:41.519	16.5	24.9	09:15:37.346
<b>10.</b>	<b>15</b>	<b>Reinis NITISS</b>	<b>LVA</b>	<b>Audi S1</b>
Lap	Laptime	Sector 1	Sector 2	Time of day
1.	00:42.004	16.9	25.0	09:18:56.641
2.	00:41.549	16.6	24.9	09:19:38.190
<b>11.</b>	<b>44</b>	<b>Timo SCHEIDER</b>	<b>DEU</b>	<b>Ford Fiesta</b>

These results are provisional until the conclusion of any judicial and technical inquiries.

Killarney International Circuit (1067m/1160m)

Published at...	Clerk of the Course Steve HARDING <i>Steve Harding</i>	Timekeeper Peter MAJOSHAZI <i>M A</i>	
-----------------	---	--	--

Printed: 11/12/2017 9:29:31 AM

Page 2 of 4

Supercar

SC - 10

Warm-up

Lap	Laptime	Sector 1	Sector 2	Time of day
1.	00:44.985	17.0	27.9	09:14:45.530
2.	00:41.569	16.6	24.9	09:15:27.099
<b>12. 57 Toomas HEIKKINEN FIN Audi S1</b>				
Lap	Laptime	Sector 1	Sector 2	Time of day
1.	00:42.089	16.9	25.1	09:11:15.487
2.	00:41.709	16.5	25.1	09:11:57.196
<b>13. 77 René MUENNICH DEU Seat Ibiza</b>				
Lap	Laptime	Sector 1	Sector 2	Time of day
1.	00:41.792	16.7	25.0	09:10:53.886
2.	00:42.366	17.2	25.1	09:11:36.252
<b>14. 98 Oliver ERIKSSON SWE Ford Fiesta</b>				
Lap	Laptime	Sector 1	Sector 2	Time of day
1.	00:45.414	17.0	28.3	09:11:08.410
2.	00:42.228	16.8	25.4	09:11:50.638
<b>15. 6 Janis BAUMANIS LVA Ford Fiesta</b>				
Lap	Laptime	Sector 1	Sector 2	Time of day
1.	00:42.996	17.0	25.9	09:05:59.650
2.	00:42.236	16.8	25.4	09:06:41.886
<b>16. 43 Ken BLOCK USA Ford Focus RS</b>				
Lap	Laptime	Sector 1	Sector 2	Time of day
1.	00:45.257	16.8	28.3	09:06:12.825
2.	00:42.306	16.9	25.3	09:06:55.131
<b>17. 87 Jean-Baptiste DUBOURG FRA Peugeot 208</b>				
Lap	Laptime	Sector 1	Sector 2	Time of day
1.	00:45.784	17.3	28.4	09:11:02.964
2.	00:42.638	16.8	25.8	09:11:45.602
<b>18. 124 Mark CRONJE ZAF Peugeot 208</b>				
Lap	Laptime	Sector 1	Sector 2	Time of day
1.	00:43.132	17.1	26.0	09:19:30.153
2.	00:42.794	16.5	26.2	09:20:12.947
<b>19. 59 Ashley HAIGH-SMITH ZAF Ford Fiesta</b>				
Lap	Laptime	Sector 1	Sector 2	Time of day
1.	00:46.387	17.2	29.1	09:19:27.450
2.	00:42.825	16.7	26.0	09:20:10.275
<b>20. 13 Andreas BAKKERUD NOR Ford Focus RS</b>				
Lap	Laptime	Sector 1	Sector 2	Time of day
1.	00:48.192	19.5	28.5	09:06:31.090
2.	00:43.267	17.3	25.8	09:07:14.357
<b>21. 66 Grégoire DEMOUSTIER BEL Peugeot 208</b>				
Lap	Laptime	Sector 1	Sector 2	Time of day
1.	00:46.489	17.3	29.1	09:15:22.632
2.	00:43.971	17.5	26.3	09:16:06.603

These results are provisional until the conclusion of any judicial and technical inquiries.

Killarney International Circuit (1067m/1160m)

Published at...	Clerk of the Course Steve HARDING <i>Steve Harding</i>	Timekeeper Peter MAJOSHAZI <i>MSA</i>	
-----------------	---	--	--

Printed: 11/12/2017 9:29:31 AM

Page 3 of 4

Supercar


SC - 10

Warm-up

DNS 10 "CSUCSU"	HUN Kia Rio
-----------------	-------------

These results are provisional until the conclusion of any judicial and technical inquires.

Killarney International Circuit (1067m/1160m)

Published at...	Clerk of the Course Steve HARDING <i>Steve Harding</i>	Timekeeper Peter MAJOSHAZI <i>MSA</i>	
-----------------	---	--	---

Printed: 11/12/2017 9:29:31 AM

Page 4 of 4

Supercar

SC - 09

Provisional Grid Sheet for Q 3 (Right Pole)

SC #10 Non starter

P5	P4	P3	P2	POLE
<b>Race 1</b>				
		124	15	59
<b>Race 2</b>				
		9	96	7
<b>Race 3</b>				
11	21	66	68	44
<b>Race 4</b>				
1	3	98	87	77
<b>Race 5</b>				
13	57	71	43	6

**R1**

- 59 Ashley HAIGH-SMITH ZAF
- 15 Reinis NITISS LVA
- 124 Mark CRONJE ZAF

**R2**

- 7 Timur TIMERZYANOV RUS
- 96 Kevin ERIKSSON SWE
- 9 Sébastien LOEB FRA

**R3**

- 44 Timo SCHEIDER DEU
- 68 Niclas GRÖNHOLM FIN
- 66 Grégoire DEMOUSTIER BEL
- 21 Timmy HANSEN SWE
- 11 Petter SOLBERG NOR

**R4**

- 77 René MUENNICH DEU
- 87 Jean-Baptiste DUBOURG FRA
- 98 Oliver ERIKSSON SWE
- 3 Johan KRISTOFFERSSON SWE
- 1 Mattias EKSTRÖM SWE

**R5**

- 6 Janis BAUMANIS LVA
- 43 Ken BLOCK USA
- 71 Kevin HANSEN SWE
- 57 Toomas HEIKKINEN FIN
- 13 Andreas BAKKERUD NOR

These results are provisional until the conclusion of any judicial and technical inquiries.

Killarney International Circuit (1067m/1160m)

Published at...	Clerk of the Course Steve HARDING <i>Steve Harding</i>	Timekeeper Peter MAJOSHAZI <i>M S</i>	
-----------------	---	--	--

Printed: 11/12/2017 8:24:56 AM

Page 1 of 1

Supercar

SC - 11

Result of Q 3

Pos.	No.	Driver Competitor/Entrant	Nat./Car	Total Tm Laps/Jok/Race	Gap Penalty	Lap0	Lap1 S1   S2	Lap2 S1   S2	Lap3 S1   S2	Lap4 S1   S2	Pts.
1	3	Johan KRISTOFFERSSON PSRX Volkswagen Sweden	SWE Volkswagen Polo GTI	2:52.096 4/1 R4	-	0:05.968	0:41.293 16.7   24.4	0:40.913 16.3   24.5	0:40.571 16.0   24.5	0:43.351 16.1   27.1	50
2	1	Mattias EKSTRÖM EKS	SWE Audi S1	2:53.480 4/1 R4	0:01.384 -	0:06.032	0:42.028 17.2   24.7	0:40.818 16.0   24.7	0:41.112 16.2   24.9	0:43.490 16.0   27.4	45
3	21	Timmy HANSEN Team Peugeot-Hansen	SWE Peugeot 208	2:53.525 4/1 R3	0:01.429 -	0:06.028	0:41.536 16.6   24.8	0:41.069 16.0   25.0	0:41.200 16.2   24.9	0:43.692 16.0   27.6	42
4	9	Sébastien LOEB Team Peugeot-Hansen	FRA Peugeot 208	2:53.673 4/1 R2	0:01.577 -	0:05.954	0:44.138 17.0   27.0	0:41.095 16.1   24.9	0:41.053 16.1   24.9	0:41.433 16.1   25.3	40
5	11	Petter SOLBERG PSRX Volkswagen Sweden	NOR Volkswagen Polo GTI	2:54.232 4/1 R3	0:02.136 -	0:05.983	0:42.301 17.2   25.0	0:43.924 16.7   27.1	0:41.077 16.1   24.9	0:40.947 16.0   24.9	39
6	44	Timo SCHEIDER MJP Racing Team Austria	DEU Ford Fiesta	2:55.434 4/1 R3	0:03.338 -	0:05.837	0:42.203 16.4   25.7	0:41.772 16.5   25.2	0:41.489 16.3   25.1	0:44.133 16.0   28.0	38
7	7	Timur TIMERZYANOV Team Stard	RUS Ford Fiesta	2:56.066 4/1 R2	0:03.970 -	0:05.789	0:42.039 16.8   25.2	0:41.495 16.2   25.2	0:41.701 16.4   25.2	0:45.042 16.4   28.5	37
8	96	Kevin ERIKSSON MJP Racing Team Austria	SWE Ford Fiesta	2:56.636 4/1 R2	0:04.540 -	0:06.011	0:45.396 17.5   27.8	0:41.704 16.4   25.2	0:41.878 16.3   25.5	0:41.647 16.2   25.3	36
9	15	Reinis NITISS EKS	LVA Audi S1	2:56.664 4/1 R1	0:04.568 -	0:05.974	0:42.385 16.8   25.5	0:41.933 16.6   25.2	0:41.765 16.4   25.3	0:44.607 16.6   28.0	35
10	98	Oliver ERIKSSON Olsbergs MSE	SWE Ford Fiesta	2:56.889 4/1 R4	0:04.793 -	0:06.066	0:42.723 17.6   25.0	0:41.651 16.3   25.2	0:42.474 16.8   25.5	0:43.975 16.3   27.6	34
11	13	Andreas BAKKERUD Hoonigan Racing Division	NOR Ford Focus RS	2:57.440 4/1 R5	0:05.344 -	0:06.230	0:43.090 17.3   25.7	0:41.976 16.6   25.3	0:41.881 16.4   25.4	0:44.263 16.3   27.9	33
12	87	Jean-Baptiste DUBOURG DA Racing	FRA Peugeot 208	2:57.724 4/1 R4	0:05.628 -	0:06.139	0:45.924 17.8   28.0	0:41.438 16.3   25.0	0:42.017 16.9   25.0	0:42.206 16.9   25.3	32
13	68	Niclas GRÖNHOLM GRX	FIN Ford Fiesta	2:57.747 4/1 R3	0:05.651 -	0:06.498	0:45.639 17.4   28.2	0:41.429 16.3   25.1	0:42.708 16.9   25.7	0:41.473 16.2   25.2	31
14	43	Ken BLOCK Hoonigan Racing Division	USA Ford Focus RS	2:57.790 4/1 R5	0:05.694 -	0:05.991	0:46.772 18.6   28.1	0:41.957 16.5   25.4	0:41.205 16.4   24.7	0:41.865 16.4   25.4	30
15	71	Kevin HANSEN Team Peugeot-Hansen	SWE Peugeot 208	2:58.107 4/1 R5	0:06.011 -	0:06.164	0:43.535 17.8   25.7	0:42.217 17.0   25.1	0:41.695 16.6   25.0	0:44.496 16.4   28.0	29
16	6	Janis BAUMANIS Team Stard	LVA Ford Fiesta	2:59.119 4/1 R5	0:07.023 -	0:06.377	0:43.514 17.8   25.6	0:42.588 17.1   25.4	0:44.599 16.5   28.0	0:42.041 16.5   25.4	28
17	57	Toomas HEIKKINEN EKS	FIN Audi S1	2:59.548 4/1 R5	0:07.452 -	0:06.185	0:45.183 20.1   25.0	0:44.693 16.7   27.9	0:41.748 16.1   25.0	0:41.739 16.4   25.2	27
18	77	René MUENNICH ALL-INKL.COM Muennich Motorsport	DEU Seat Ibiza	3:01.424 4/1 R4	0:09.328 -	0:06.068	0:47.706 19.3   28.4	0:41.915 16.5   25.3	0:43.646 18.3   25.3	0:42.089 16.6   25.4	26
19	59	Ashley HAIGH-SMITH Olsbergs MSE	ZAF Ford Fiesta	3:01.661 4/1 R1	0:09.565 -	0:06.040	0:44.181 17.8   26.3	0:42.779 16.6   26.0	0:43.200 17.4   25.7	0:45.461 16.7   28.7	25
20	124	Mark CRONJE Albateg Racing Ltd	ZAF Peugeot 208	3:02.093 4/1 R1	0:09.997 -	0:06.107	0:46.532 18.0   28.5	0:43.380 16.8   26.5	0:43.073 16.9   26.1	0:43.001 16.5   26.4	24
21	66	Grégoire DEMOUSTIER DA Racing	BEL Peugeot 208	3:03.777 4/1 R3	0:11.681 -	0:06.097	0:43.997 17.6   26.3	0:42.777 16.7   26.0	0:44.773 17.2   27.4	0:46.133 16.7   29.4	23
DNS	10	"CSUCSU" Speedy Motorsport	HUN Kia Rio	- 0/0 R	-	-	-	-	-	-	0

These results are provisional until the conclusion of any judicial and technical inquiries.

Killarney International Circuit (1067m/1160m)

Published at...	Clerk of the Course Steve HARDING <i>Steve Harding</i>	Timekeeper Peter MAJOSHAZI <i>M A</i>	
-----------------	---	--	--

Printed: 11/12/2017 10:29:51 AM

Page 1 of 1



**Supercar**

SC - 12

**Result after Q 3**




Pos.	No.	Driver Competitor/Entrant	Nat. Car Ch.	Q1	Q2	Q3	Q4	Q Sum	Int. Pt.	SF1	SF2	Final	Ch. Pt.	Ch Sum
1	3	Johan KRISTOFFERSSON PSRX Volkswagen Sweden	SWE Volkswagen Polo GTI	45 (2.) 2:51.307	35 (9.) 3:01.704	50 (1.) 2:52.096		130						
2	21	Timmy HANSEN Team Peugeot-Hansen	SWE Peugeot 208	50 (1.) 2:51.008	30 (14.) 3:10.599	42 (3.) 2:53.525		122						
3	1	Mattias EKSTRÖM EKS	SWE Audi S1	36 (8.) 2:53.305	34 (10.) 3:02.278	45 (2.) 2:53.480		115						
4	43	Ken BLOCK Hoonigan Racing Division	USA Ford Focus RS	39 (5.) 2:52.023	45 (2.) 2:56.821	30 (14.) 2:57.790		114						
5	13	Andreas BAKKERUD Hoonigan Racing Division	NOR Ford Focus RS	40 (4.) 2:51.984	39 (5.) 2:58.054	33 (11.) 2:57.440		112						
6	11	Petter SOLBERG PSRX Volkswagen Sweden	NOR Volkswagen Polo GTI	42 (3.) 2:51.424	29 (15.) 3:13.050	39 (5.) 2:54.232		110						
7	6	Janis BAUMANIS Team Stard	LVA Ford Fiesta	32 (12.) 2:54.796	50 (1.) 2:56.602	28 (16.) 2:59.119		110						
8	44	Timo SCHEIDER MJP Racing Team Austria	DEU Ford Fiesta	38 (6.) 2:52.630	33 (11.) 3:03.223	38 (6.) 2:55.434		109						
9	9	Sébastien LOEB Team Peugeot-Hansen	FRA Peugeot 208	37 (7.) 2:53.203	26 (18.) 3:15.271	40 (4.) 2:53.673		103						
10	71	Kevin HANSEN Team Peugeot-Hansen	SWE Peugeot 208	30 (14.) 2:55.618	42 (3.) 2:57.422	29 (15.) 2:58.107		101						
11	7	Timur TIMERZYANOV Team Stard	RUS Ford Fiesta	35 (9.) 2:54.026	28 (16.) 3:13.126	37 (7.) 2:56.066		100						
12	57	Toomas HEIKKINEN EKS	FIN Audi S1	33 (11.) 2:54.702	40 (4.) 2:57.961	27 (17.) 2:59.548		100						
13	98	Oliver ERIKSSON Olsbergs MSE	SWE Ford Fiesta	28 (16.) 2:57.148	36 (8.) 3:01.575	34 (10.) 2:56.889		98						
14	96	Kevin ERIKSSON MJP Racing Team Austria	SWE Ford Fiesta	34 (10.) 2:54.379	27 (17.) 3:14.628	36 (8.) 2:56.636		97						
15	87	Jean-Baptiste DUBOURG DA Racing	FRA Peugeot 208	27 (17.) 2:57.504	37 (7.) 2:59.059	32 (12.) 2:57.724		96						
16	68	Niclas GRÖNHOLM GRX	FIN Ford Fiesta	29 (15.) 2:56.462	32 (12.) 3:03.784	31 (13.) 2:57.747		92						
17	15	Reinis NITISS EKS	LVA Audi S1	31 (13.) 2:55.239	24 (20.) 3:18.445	35 (9.) 2:56.664		90						
18	77	René MUENNICH ALL-INKL.COM Muennich Motorsport	DEU Seat Ibiza	23 (21.) 3:17.028	38 (6.) 2:58.830	26 (18.) 3:01.424		87						
19	66	Grégoire DEMOUSTIER DA Racing	BEL Peugeot 208	25 (19.) 2:59.903	31 (13.) 3:03.950	23 (21.) 3:03.777		79						
20	59	Ashley HAIGH-SMITH Olsbergs MSE	ZAF Ford Fiesta	24 (20.) 3:08.904	25 (19.) 3:18.184	25 (19.) 3:01.661		74						
21	124	Mark CRONJE Albatec Racing Ltd	ZAF Peugeot 208	26 (18.) 2:59.044	21 (21.) DNF	24 (20.) 3:02.093		71						
22	10	"CSUCSU" Speedy Motorsport	HUN Kia Rio	0 (22.) DNS	0 (22.) DNS	0 (22.) DNS		0						

**22 drivers**

 -  
-

These results are provisional until the conclusion of any judicial and technical inquiries.

Killarney International Circuit (1067m/1160m)

Published at...	Clerk of the Course	Timekeeper	
	Steve HARDING 	Peter MAJOSHAZI 	

Printed: 11/12/2017 10:34:49 AM

Page 1 of 1

Supercar

SC - 14

Result of Q 4

Pos.	No.	Driver Competitor/Entrant	Nat./Car	Total Tm Laps/Jok/Race	Gap Penalty	Lap0	Lap1 S1   S2	Lap2 S1   S2	Lap3 S1   S2	Lap4 S1   S2	Pts.
1	21	Timmy HANSEN Team Peugeot-Hansen	SWE Peugeot 208	2:53.449 4/1 R5	-	0:05.957	0:41.741 16.6   25.0	0:41.529 16.2   25.3	0:41.076 16.0   25.0	0:43.146 15.9   27.2	50
2	3	Johan KRISTOFFERSSON PSRX Volkswagen Sweden	SWE Volkswagen Polo GTI	2:54.321 4/1 R5	0:00.872 -	0:05.893	0:44.815 17.6   27.1	0:41.221 16.0   25.1	0:41.436 16.4   25.0	0:40.956 15.9   25.0	45
3	71	Kevin HANSEN Team Peugeot-Hansen	SWE Peugeot 208	2:54.829 4/1 R3	0:01.380 -	0:06.014	0:41.926 16.7   25.1	0:41.660 16.4   25.1	0:41.556 16.2   25.3	0:43.673 16.1   27.5	42
4	44	Timo SCHEIDER MJP Racing Team Austria	DEU Ford Fiesta	2:54.879 4/1 R4	0:01.430 -	0:05.893	0:41.594 16.3   25.2	0:41.825 16.3   25.4	0:41.572 16.1   25.4	0:43.995 16.0   27.9	40
5	9	Sébastien LOEB Team Peugeot-Hansen	FRA Peugeot 208	2:55.692 4/1 R5	0:02.243 -	0:06.136	0:42.436 16.8   25.5	0:41.785 16.3   25.4	0:41.853 16.4   25.3	0:43.482 16.0   27.4	39
6	57	Toomas HEIKKINEN EKS	FIN Audi S1	2:55.735 4/1 R2	0:02.286 -	0:05.945	0:41.829 16.5   25.2	0:41.999 16.2   25.7	0:41.925 16.2   25.6	0:44.037 16.2   27.7	38
7	96	Kevin ERIKSSON MJP Racing Team Austria	SWE Ford Fiesta	2:56.321 4/1 R4	0:02.872 -	0:05.914	0:43.495 17.6   25.8	0:41.591 16.2   25.3	0:41.453 16.1   25.2	0:43.868 16.1   27.7	37
8	1	Mattias EKSTRÖM EKS	SWE Audi S1	2:56.554 4/1 R5	0:03.105 -	0:06.007	0:43.571 17.8   25.6	0:41.438 16.1   25.2	0:43.742 16.1   27.5	0:41.796 16.3   25.4	36
9	13	Andreas BAKKERUD Hoonigan Racing Division	NOR Ford Focus RS	2:57.120 4/1 R3	0:03.671 -	0:06.038	0:43.089 17.4   25.5	0:42.079 16.3   25.6	0:41.851 16.2   25.6	0:44.063 16.3   27.7	35
10	11	Petter SOLBERG PSRX Volkswagen Sweden	NOR Volkswagen Polo GTI	2:57.307 4/1 R5	0:03.858 -	0:06.094	0:45.623 18.1   27.4	0:41.500 16.1   25.3	0:41.869 15.9   25.9	0:42.221 16.3   25.8	34
11	6	Janis BAUMANIS Team Stard	LVA Ford Fiesta	2:57.383 4/1 R2	0:03.934 -	0:06.082	0:45.259 16.8   28.3	0:42.211 16.0   26.1	0:42.078 16.3   25.6	0:41.753 16.2   25.5	33
12	43	Ken BLOCK Hoonigan Racing Division	USA Ford Focus RS	2:58.754 4/1 R3	0:05.305 -	0:06.013	0:43.793 17.9   25.8	0:41.946 16.4   25.5	0:44.446 16.4   28.0	0:42.556 16.5   26.0	32
13	68	Niclas GRÖNHOLM GRX	FIN Ford Fiesta	2:59.897 4/1 R3	0:06.448 -	0:06.123	0:44.469 18.2   26.2	0:44.439 16.4   27.9	0:42.640 16.7   25.8	0:42.226 16.2   25.9	31
14	77	René MUENNICH ALL-INKL.COM Muennich Motorsport	DEU Seat Ibiza	3:01.290 4/1 R2	0:07.841 -	0:06.034	0:46.518 17.7   28.7	0:42.861 16.8   26.0	0:42.847 16.9   25.8	0:43.030 17.0   26.0	30
15	87	Jean-Baptiste DUBOURG DA Racing	FRA Peugeot 208	3:01.701 4/1 R3	0:08.252 -	0:06.196	0:47.416 18.8   28.6	0:42.933 16.9   25.9	0:42.293 16.6   25.6	0:42.863 16.7   26.1	29
16	7	Timur TIMERZYANOV Team Stard	RUS Ford Fiesta	3:06.261 4/1 R4	0:12.812 -	0:06.016	0:50.748 17.0   33.7	0:44.502 16.3   28.1	0:43.001 16.8   26.1	0:41.994 16.3   25.6	28
17	124	Mark CRONJE Albatec Racing Ltd	ZAF Peugeot 208	3:16.063 4/1 R1	0:22.614 -	0:06.141	0:44.572 18.0   26.5	0:45.792 16.9   28.8	0:50.995 18.3   32.6	0:48.563 17.8   30.6	27
18	15	Reinis NITISS EKS	LVA Audi S1	3:26.027 4/1 R4	0:32.578 -	0:06.321	1:13.242 45.7   27.4	0:42.080 16.5   25.5	0:42.226 16.5   25.6	0:42.158 16.4   25.6	26
DNF	98	Oliver ERIKSSON Olsbergs MSE	SWE Ford Fiesta	- 3/1 R4	+1 LAP -	0:06.170	0:45.291 17.5   27.7	0:41.898 16.2   25.6	0:41.568 16.2   25.2	-	21
DNF	59	Ashley HAIGH-SMITH Olsbergs MSE	ZAF Ford Fiesta	- 0/0 R1	+4 LAP -	-	-	-	-	-	21
DNF	66	Grégoire DEMOUSTIER DA Racing	BEL Peugeot 208	- 0/1 R1	+4 LAP -	-	-	-	-	-	21
DNS	10	"CSUCSU" Speedy Motorsport	HUN Kia Rio	- 0/0 R	-	-	-	-	-	-	0

These results are provisional until the conclusion of any judicial and technical inquiries.

Killarney International Circuit (1067m/1160m)

Published at...	Clerk of the Course Steve HARDING <i>Steve Harding</i>	Timekeeper Peter MAJOSHAZI <i>M A</i>	
-----------------	---	--	--

Printed: 11/12/2017 12:45:55 PM

Page 1 of 1

Supercar

SC - 13

Provisional Grid Sheet for Q 4 (Right Pole)

SC #10 Non starter

P5	P4	P3	P2	POLE
<b>Race 1</b>				
		66	124	59
<b>Race 2</b>				
		77	57	6
<b>Race 3</b>				
71	43	68	87	13
<b>Race 4</b>				
98	15	96	7	44
<b>Race 5</b>				
11	9	21	1	3

**R1**

59 Ashley HAIGH-SMITH ZAF  
124 Mark CRONJE ZAF  
66 Grégoire DEMOUSTIER BEL

**R2**

6 Janis BAUMANIS LVA  
57 Toomas HEIKKINEN FIN  
77 René MUENNICH DEU

**R3**

13 Andreas BAKKERUD NOR  
87 Jean-Baptiste DUBOURG FRA  
68 Niclas GRÖNHOLM FIN  
43 Ken BLOCK USA  
71 Kevin HANSEN SWE

**R4**

44 Timo SCHEIDER DEU  
7 Timur TIMERZYANOV RUS  
96 Kevin ERIKSSON SWE  
15 Reinis NITISS LVA  
98 Oliver ERIKSSON SWE

**R5**

3 Johan KRISTOFFERSSON SWE  
1 Mattias EKSTRÖM SWE  
21 Timmy HANSEN SWE  
9 Sébastien LOEB FRA  
11 Petter SOLBERG NOR

These results are provisional until the conclusion of any judicial and technical inquiries.

Killarney International Circuit (1067m/1160m)

Published at...	Clerk of the Course Steve HARDING <i>Steve Harding</i>	Timekeeper Peter MAJOSHAZI <i>MSA</i>	
-----------------	---	--	--

Printed: 11/12/2017 10:37:08 AM

Page 1 of 1

Supercar

SC - 15

Intermediate Classification

Pos.	No.	Driver Competitor/Entrant	Nat.	Car	Q1	Q2	Q3	Q4	Q Sum	Int. Pt.	SF1	SF2	Final	Ch. Pt.
1	3	Johan KRISTOFFERSSON PSRX Volkswagen Sweden	SWE	Volkswagen Polo GTI	45 (2.) 2:51.307	35 (9.) 3:01.704	50 (1.) 2:52.096	45 (2.) 2:54.321	175	16				16
2	21	Timmy HANSEN Team Peugeot-Hansen	SWE	Peugeot 208	50 (1.) 2:51.008	30 (14.) 3:10.599	42 (3.) 2:53.525	50 (1.) 2:53.449	172	15				15
3	1	Mattias EKSTRÖM EKS	SWE	Audi S1	36 (8.) 2:53.305	34 (10.) 3:02.278	45 (2.) 2:53.480	36 (8.) 2:56.554	151	14				14
4	44	Timo SCHEIDER MJP Racing Team Austria	DEU	Ford Fiesta	38 (6.) 2:52.630	33 (11.) 3:03.223	38 (6.) 2:55.434	40 (4.) 2:54.879	149	13				13
5	13	Andreas BAKKERUD Hoonigan Racing Division	NOR	Ford Focus RS	40 (4.) 2:51.984	39 (5.) 2:58.054	33 (11.) 2:57.440	35 (9.) 2:57.120	147	12				12
6	43	Ken BLOCK Hoonigan Racing Division	USA	Ford Focus RS	39 (5.) 2:52.023	45 (2.) 2:56.821	30 (14.) 2:57.790	32 (12.) 2:58.754	146	11				11
7	11	Petter SOLBERG PSRX Volkswagen Sweden	NOR	Volkswagen Polo GTI	42 (3.) 2:51.424	29 (15.) 3:13.050	39 (5.) 2:54.232	34 (10.) 2:57.307	144	10				10
8	71	Kevin HANSEN Team Peugeot-Hansen	SWE	Peugeot 208	30 (14.) 2:55.618	42 (3.) 2:57.422	29 (15.) 2:58.107	42 (3.) 2:54.829	143	9				9
9	6	Janis BAUMANIS Team Stard	LVA	Ford Fiesta	32 (12.) 2:54.796	50 (1.) 2:56.602	28 (16.) 2:59.119	33 (11.) 2:57.383	143	8				8
10	9	Sébastien LOEB Team Peugeot-Hansen	FRA	Peugeot 208	37 (7.) 2:53.203	26 (18.) 3:15.271	40 (4.) 2:53.673	39 (5.) 2:55.692	142	7				7
11	57	Toomas HEIKKINEN EKS	FIN	Audi S1	33 (11.) 2:54.702	40 (4.) 2:57.961	27 (17.) 2:59.548	38 (6.) 2:55.735	138	6				6
12	96	Kevin ERIKSSON MJP Racing Team Austria	SWE	Ford Fiesta	34 (10.) 2:54.379	27 (17.) 3:14.628	36 (8.) 2:56.636	37 (7.) 2:56.321	134	5				5
13	7	Timur TIMERZYANOV Team Stard	RUS	Ford Fiesta	35 (9.) 2:54.026	28 (16.) 3:13.126	37 (7.) 2:56.066	28 (16.) 3:06.261	128	4				4
14	87	Jean-Baptiste DUBOURG DA Racing	FRA	Peugeot 208	27 (17.) 2:57.504	37 (7.) 2:59.059	32 (12.) 2:57.724	29 (15.) 3:01.701	125	3				3
15	68	Niclas GRÖNHOLM GRX	FIN	Ford Fiesta	29 (15.) 2:56.462	32 (12.) 3:03.784	31 (13.) 2:57.747	31 (13.) 2:59.897	123	2				2
16	98	Oliver ERIKSSON Olsbergs MSE	SWE	Ford Fiesta	28 (16.) 2:57.148	36 (8.) 3:01.575	34 (10.) 2:56.889	21 (19.) DNF	119	1				1
17	77	René MUENNICH ALL-INKL.COM Muennich Motorsport	DEU	Seat Ibiza	23 (21.) 3:17.028	38 (6.) 2:58.830	26 (18.) 3:01.424	30 (14.) 3:01.290	117	0				0
18	15	Reinis NITISS EKS	LVA	Audi S1	31 (13.) 2:55.239	24 (20.) 3:18.445	35 (9.) 2:56.664	26 (18.) 3:26.027	116	0				0
19	66	Grégoire DEMOUSTIER DA Racing	BEL	Peugeot 208	25 (19.) 2:59.903	31 (13.) 3:03.950	23 (21.) 3:03.777	21 (21.) DNF	100	0				0
20	124	Mark CRONJE Albatec Racing Ltd	ZAF	Peugeot 208	26 (18.) 2:59.044	21 (21.) DNF	24 (20.) 3:02.093	27 (17.) 3:16.063	98	0				0
21	59	Ashley HAIGH-SMITH Olsbergs MSE	ZAF	Ford Fiesta	24 (20.) 3:08.904	25 (19.) 3:18.184	25 (19.) 3:01.661	21 (20.) DNF	95	0				0
NC	10	"CSUCSU" Speedy Motorsport	HUN	Kia Rio	0 (22.) DNS	0 (22.) DNS	0 (22.) DNS	0 (22.) DNS	0	0				0

22 drivers

These results are provisional until the conclusion of any judicial and technical inquiries.

Killarney International Circuit (1067m/1160m)

Published at...	Clerk of the Course Steve HARDING <i>Steve Harding</i>	Timekeeper Peter MAJOSHAZI <i>MSA</i>	
-----------------	---	--	--

Printed: 11/12/2017 12:46:20 PM

Supercar

SC - 17

Provisional Grid for Semi-Finals

**Semi-Final 1**

**Row 1**

3	Johan KRISTOFFERSSON PSRX Volkswagen Sweden	SWE	Volkswagen Polo GTI Supercar
1	Mattias EKSTRÖM EKS	SWE	Audi S1 Supercar

Sporting Regulation 15.6.4 : If a Driver is unable to take his place in a Semi-Final (i.e. his car is unable to be driven under its own power to the starting grid), he will be substituted by the next qualifier (the highest placed Driver in the intermediate classification not already in the Semi-Finals). Any such substitute(s) will take the last place(s) on the grid with those ahead of them moving up to fill the place left by the non-starter(s).

**Row 2**

13	Andreas BAKKERUD Hoonigan Racing Division	NOR	Ford Focus RS Supercar
11	Petter SOLBERG PSRX Volkswagen Sweden	NOR	Volkswagen Polo GTI Supercar

**Row 3**

6	Janis BAUMANIS Team Stard	LVA	Ford Fiesta Supercar
57	Toomas HEIKKINEN EKS	FIN	Audi S1 Supercar

**Semi-Final 2**

**Row 1**

21	Timmy HANSEN Team Peugeot-Hansen	SWE	Peugeot 208 Supercar
44	Timo SCHEIDER MJP Racing Team Austria	DEU	Ford Fiesta Supercar

**Row 2**

43	Ken BLOCK Hoonigan Racing Division	USA	Ford Focus RS Supercar
71	Kevin HANSEN Team Peugeot-Hansen	SWE	Peugeot 208 Supercar

**Row 3**

9	Sébastien LOEB Team Peugeot-Hansen	FRA	Peugeot 208 Supercar
96	Kevin ERIKSSON MJP Racing Team Austria	SWE	Ford Fiesta Supercar

Next qualifier (13- )

13	7 Timur TIMERZYANOV	RUS
14	87 Jean-Baptiste DUBOURG	FRA
15	68 Niclas GRÖNHOLM	FIN
16	98 Oliver ERIKSSON	SWE
17	77 René MUENNICH	DEU
18	15 Reinis NITISS	LVA
19	66 Grégoire DEMOUSTIER	BEL
20	124 Mark CRONJE	ZAF
21	59 Ashley HAIGH-SMITH	ZAF

These results are provisional until the conclusion of any judicial and technical inquiries.

Killarney International Circuit (1067m/1160m)

Published at...	Clerk of the Course Steve HARDING <i>Steve Harding</i>	Timekeeper Peter MAJOSHAZI <i>MSA</i>	
-----------------	---	--	--

Printed: 11/12/2017 1:20:27 PM

Page 1 of 1

Supercar

SC - 25

Results of Semi-finals

Modified 2

Semi-final 1

Pos.	No.	Driver Competitor/Entrant	Nat.	Total Tm L / J	Gap	Lap0	Lap1 s1   s2	Lap 2 s1   s2	Lap3 s1   s2	Lap4 s1   s2	Lap 5 s1   s2	Lap 6 s1   s2	Cp.
1	3	Johan KRISTOFFERSSON PSRX Volkswagen Sweden Volkswagen Polo GTI	SWE	4:27.571 6 / 1		0:05.867	0:42.509 16.1   26.3	0:44.253 16.4   27.7	0:43.239 16.6   26.5	0:42.792 16.4   26.3	0:42.678 16.5   26.1	0:46.233 16.3   29.9	6
2	11	Petter SOLBERG PSRX Volkswagen Sweden Volkswagen Polo GTI	NOR	4:28.332 6 / 1	0:00.761	0:06.277	0:46.073 17.6   28.4	0:43.345 16.7   26.6	0:42.751 16.3   26.4	0:42.976 16.3   26.5	0:42.590 16.5   26.0	0:44.320 16.3   27.9	5
3	1	Mattias EKSTRÖM EKS Audi S1	SWE	4:28.294 6 / 1	0:00.723	0:06.048	0:43.740 17.2   26.5	0:43.896 16.5   27.3	0:42.708 16.5   26.2	0:42.967 16.6   26.3	0:42.821 16.3   26.4	0:46.114 16.3   29.8	4
4	13	Andreas BAKKERUD Hoonigan Racing Division Ford Focus RS	NOR	4:29.017 6 / 1	0:01.446	0:06.185	0:44.457 17.3   27.0	0:43.703 16.4   27.2	0:43.067 16.3   26.6	0:43.110 16.4   26.6	0:42.799 16.4   26.3	0:45.696 16.3   29.3	3
5	6	Janis BAUMANIS Team Stard Ford Fiesta	LVA	4:30.710 6 / 1	0:03.139	0:06.451	0:46.862 17.9   28.9	0:44.504 16.5   27.9	0:43.464 16.6   26.8	0:43.141 16.6   26.5	0:42.863 16.4   26.3	0:43.425 16.2   27.1	2
6	57	Toomas HEIKKINEN EKS Audi S1	FIN	4:31.832 6 / 1	0:04.261	0:06.613	0:46.125 18.1   27.9	0:43.958 16.6   27.3	0:43.255 16.4   26.7	0:42.901 16.5   26.3	0:44.832 16.5   28.2	0:44.148 16.4   27.6	1

Semi-final 2

Pos.	No.	Driver Competitor/Entrant	Nat.	Total Tm L / J	Gap	Lap0	Lap1 s1   s2	Lap 2 s1   s2	Lap3 s1   s2	Lap4 s1   s2	Lap5 s1   s2	Lap6 s1   s2	Cp.
1	21	Timmy HANSEN Team Peugeot-Hansen Peugeot 208	SWE	4:26.464 6 / 1		0:05.962	0:45.679 19.3   26.2	0:42.551 16.8   25.7	0:44.624 16.4   28.1	0:42.512 16.7   25.8	0:42.333 16.5   25.7	0:42.803 16.8   25.9	6
2	44	Timo SCHEIDER MJP Racing Team Austria Ford Fiesta	DEU	4:29.221 6 / 1	0:02.757	0:06.040	0:48.970 19.3   29.5	0:43.233 16.8   26.3	0:42.970 16.5   26.4	0:42.069 16.3   25.7	0:43.024 16.9   26.0	0:42.915 16.7   26.1	5
3	71	Kevin HANSEN Team Peugeot-Hansen Peugeot 208	SWE	4:48.369 6 / 2	0:21.905	0:06.428	0:46.591 19.3   27.2	0:42.950 17.1   25.7	0:42.550 16.8   25.6	0:45.012 16.7   28.2	0:56.797 17.3   39.4	0:48.041 17.6   30.4	4
4	9	Sébastien LOEB Team Peugeot-Hansen Peugeot 208	FRA	4:21.582 5 / 1	+1 LAP	0:06.305	0:46.047 19.3   26.7	0:50.231 18.2   31.9	0:45.911 17.6   28.2	0:55.146 18.7   36.3	0:57.942 22.7   35.2		3
5	96	Kevin ERIKSSON MJP Racing Team Austria Ford Fiesta	SWE	4:58.582 2 / 0	+4 LAP	0:06.572	0:47.486 19.0   28.4	4:04.524 16.8   3:47					2
DS Q	43	Ken BLOCK Hoonigan Racing Division Ford Focus RS	USA	4:27.961 6 / 1	-	0:06.058	0:44.630 19.0   25.6	0:42.628 16.8   25.8	0:42.524 16.5   25.9	0:42.837 16.7   26.0	0:44.402 17.0   27.3	0:44.882 16.8   28.0	0

#1 +1position penalty - Stewards decision Nr.6

#43 disqualified - Stewards decision #5

These results are provisional until the conclusion of any judicial and technical inquiries.

Killarney International Circuit (1067m/1160m)

Published at...	Clerk of the Course Steve HARDING <i>Steve Harding</i>	Timekeeper Peter MAJOSHAZI <i>MSA</i>	
-----------------	---	--	--

Printed: 11/12/2017 6:29:43 PM

Page 1 of 1

Supercar

SC - 22

Provisional Grid for-Final

Modified

**Final**

**Row 1**

3	Johan KRISTOFFERSSON PSRX Volkswagen Sweden	SWE	Volkswagen Polo GTI	22
21	Timmy HANSEN Team Peugeot-Hansen	SWE	Peugeot 208	21

Sporting Regulation 15.6.4 : If a Driver is unable to take his place in the Final (i.e. his car is unable to be driven under its own power to the starting grid), he will be substituted by the next qualifier (the fourth placed Semi-finalist with the highest points score in the Competition who is not already in the Final). Any such substitute(s) will take the last place(s) on the grid with those ahead of them moving up to fill the place left by the non-starter(s). Should neither of the fourth placed Semi-finalists be able to start, the fifth placed Semi-finalists, and then the sixth-placed, will be considered as above.

**Row 2**

1	Mattias EKSTRÖM EKS	SWE	Audi S1	19
44	Timo SCHEIDER MJP Racing Team Austria	DEU	Ford Fiesta	18

**Row 3**

11	Petter SOLBERG PSRX Volkswagen Sweden	NOR	Volkswagen Polo GTI	14
71	Kevin HANSEN Team Peugeot-Hansen	SWE	Peugeot 208	13

**Next qualifier (7- )**

13	Andreas BAKKERUD	NOR	15
9	Sébastien LOEB	FRA	10
6	Janis BAUMANIS	LVA	10
96	Kevin ERIKSSON	SWE	7
43	Ken BLOCK	USA	12
57	Toomas HEIKKINEN	FIN	7

These results are provisional until the conclusion of any judicial and technical inquiries.

Killarney International Circuit (1067m/1160m)

Published at...	Clerk of the Course Steve HARDING <i>Steve Harding</i>	Timekeeper Peter MAJOSHAZI <i>MSA</i>	
-----------------	---	--	--

Printed: 11/12/2017 3:41:27 PM

Page 1 of 1

Supercar

SC - 23

Result of Final

Pos.	No.	Driver Competitor/Entrant	Nat.	Total Tm L / J	Gap	Lap0	Lap1 S1   S2	Lap 2 S1   S2	Lap3 S1   S2	Lap4 S1   S2	Lap5 S1   S2	Lap6 S1   S2	Cp.
1	3	Johan KRISTOFFERSSON PSRX Volkswagen Sweden Volkswagen Polo GTI	SWE	<b>4:23.751</b> 6 / 1		0:05.882	0:42.428 16.8   25.5	0:43.184 17.0   26.0	0:42.742 16.5   26.1	0:42.596 16.7   25.8	0:42.506 16.5   25.9	<u>0:44.413</u> 16.4   28.0	8
2	21	Timmy HANSEN Team Peugeot-Hansen Peugeot 208	SWE	<b>4:24.669</b> 6 / 1	0:00.918	0:06.014	<u>0:46.637</u> 18.6   27.9	0:42.977 16.8   26.1	0:42.732 16.8   25.9	0:42.084 16.4   25.6	0:42.181 16.4   25.7	0:42.044 16.2   25.7	5
3	1	Mattias EKSTRÖM EKS Audi S1	SWE	<b>4:26.702</b> 6 / 1	0:02.951	0:06.156	0:44.288 17.7   26.5	0:43.775 17.5   26.2	0:42.792 16.9   25.8	<u>0:44.348</u> 16.3   27.9	0:42.883 16.8   26.0	0:42.460 16.7   25.7	4
4	11	Petter SOLBERG PSRX Volkswagen Sweden Volkswagen Polo GTI	NOR	<b>4:27.168</b> 6 / 1	0:03.417	0:06.267	0:44.519 18.0   26.4	0:43.694 17.4   26.2	<u>0:44.779</u> 17.1   27.6	0:42.365 16.4   25.8	0:43.206 16.9   26.3	0:42.338 16.5   25.7	3
5	44	Timo SCHEIDER MJP Racing Team Austria Ford Fiesta	DEU	<b>4:29.189</b> 6 / 1	0:05.438	0:06.227	0:45.713 19.4   26.2	<u>0:45.108</u> 16.8   28.2	0:43.160 17.0   26.1	0:42.473 16.6   25.8	0:42.858 16.7   26.1	0:43.650 17.3   26.3	2
6	71	Kevin HANSEN Team Peugeot-Hansen Peugeot 208	SWE	<b>0:00.000</b> 0 / 0	+6 LAP								1

These results are provisional until the conclusion of any judicial and technical inquires.

Killarney International Circuit (1067m/1160m)

Published at...	Clerk of the Course Steve HARDING <i>Steve Harding</i>	Timekeeper Peter MAJOSHAZI <i>M S</i>	
-----------------	---	--	--

Printed: 11/12/2017 4:00:09 PM

Page 1 of 1



Supercar

SC - 25

Official results

Pos.	No.	Driver Competitor/Entrant	Nat.	Car	Q1	Q2	Q3	Q4	Q Sum	Int. Pt.	SF1	SF2	Final	Ch. Pt.
1	3	Johan KRISTOFFERSSON PSRX Volkswagen Sweden	SWE	Volkswagen Polo GTI	45 (2.) 2:51.307	35 (9.) 3:01.704	50 (1.) 2:52.096	45 (2.) 2:54.321	175	16	6 (1.) 4:27.571		8 (1.) 4:23.751	30
2	21	Timmy HANSEN Team Peugeot-Hansen	SWE	Peugeot 208	50 (1.) 2:51.008	30 (14.) 3:10.599	42 (3.) 2:53.525	50 (1.) 2:53.449	172	15		6 (1.) 4:26.464	5 (2.) 4:24.669	26
3	1	Mattias EKSTRÖM EKS	SWE	Audi S1	36 (8.) 2:53.305	34 (10.) 3:02.278	45 (2.) 2:53.480	36 (8.) 2:56.554	151	14	4 (3.) 4:28.294		4 (3.) 4:26.702	22
4	11	Petter SOLBERG PSRX Volkswagen Sweden	NOR	Volkswagen Polo GTI	42 (3.) 2:51.424	29 (15.) 3:13.050	39 (5.) 2:54.232	34 (10.) 2:57.307	144	10	5 (2.) 4:28.332		3 (4.) 4:27.168	18
5	44	Timo SCHEIDER MJP Racing Team Austria	DEU	Ford Fiesta	38 (6.) 2:52.630	33 (11.) 3:03.223	38 (6.) 2:55.434	40 (4.) 2:54.879	149	13		5 (2.) 4:29.221	2 (5.) 4:29.189	20
6	71	Kevin HANSEN Team Peugeot-Hansen	SWE	Peugeot 208	30 (14.) 2:55.618	42 (3.) 2:57.422	29 (15.) 2:58.107	42 (3.) 2:54.829	143	9		4 (3.) 4:48.369	1 (6.) +6 LAP	14
7	13	Andreas BAKKERUD Hoonigan Racing Division	NOR	Ford Focus RS	40 (4.) 2:51.984	39 (5.) 2:58.054	33 (11.) 2:57.440	35 (9.) 2:57.120	147	12	3 (4.) 4:29.017			15
8	43	Ken BLOCK Hoonigan Racing Division	USA	Ford Focus RS	39 (5.) 2:52.023	45 (2.) 2:56.821	30 (14.) 2:57.790	32 (12.) 2:58.754	146	11		0 (6.) 4:27.961		11
9	6	Janis BAUMANIS Team Stard	LVA	Ford Fiesta	32 (12.) 2:54.796	50 (1.) 2:56.602	28 (16.) 2:59.119	33 (11.) 2:57.383	143	8	2 (5.) 4:30.710			10
10	9	Sébastien LOEB Team Peugeot-Hansen	FRA	Peugeot 208	37 (7.) 2:53.203	26 (18.) 3:15.271	40 (4.) 2:53.673	39 (5.) 2:55.692	142	7		3 (4.) +1 LAP		10
11	57	Toomas HEIKKINEN EKS	FIN	Audi S1	33 (11.) 2:54.702	40 (4.) 2:57.961	27 (17.) 2:59.548	38 (6.) 2:55.735	138	6	1 (6.) 4:31.832			7
12	96	Kevin ERIKSSON MJP Racing Team Austria	SWE	Ford Fiesta	34 (10.) 2:54.379	27 (17.) 3:14.628	36 (8.) 2:56.636	37 (7.) 2:56.321	134	5		2 (5.) +4 LAP		7
13	7	Timur TIMERZYANOV Team Stard	RUS	Ford Fiesta	35 (9.) 2:54.026	28 (16.) 3:13.126	37 (7.) 2:56.066	28 (16.) 3:06.261	128	4				4
14	87	Jean-Baptiste DUBOURG DA Racing	FRA	Peugeot 208	27 (17.) 2:57.504	37 (7.) 2:59.059	32 (12.) 2:57.724	29 (15.) 3:01.701	125	3				3
15	68	Niclas GRÖNHOLM GRX	FIN	Ford Fiesta	29 (15.) 2:56.462	32 (12.) 3:03.784	31 (13.) 2:57.747	31 (13.) 2:59.897	123	2				2
16	98	Oliver ERIKSSON Olsbergs MSE	SWE	Ford Fiesta	28 (16.) 2:57.148	36 (8.) 3:01.575	34 (10.) 2:56.889	21 (19.) DNF	119	1				1
17	77	René MUENNICH ALL-INKL.COM Muennich Motorsport	DEU	Seat Ibiza	23 (21.) 3:17.028	38 (6.) 2:58.830	26 (18.) 3:01.424	30 (14.) 3:01.290	117	0				0
18	15	Reinis NITISS EKS	LVA	Audi S1	31 (13.) 2:55.239	24 (20.) 3:18.445	35 (9.) 2:56.664	26 (18.) 3:26.027	116	0				0
19	66	Grégoire DEMOUSTIER DA Racing	BEL	Peugeot 208	25 (19.) 2:59.903	31 (13.) 3:03.950	23 (21.) 3:03.777	21 (21.) DNF	100	0				0
20	124	Mark CRONJE Albatec Racing Ltd	ZAF	Peugeot 208	26 (18.) 2:59.044	21 (21.) DNF	24 (20.) 3:02.093	27 (17.) 3:16.063	98	0				0
21	59	Ashley HAIGH-SMITH Olsbergs MSE	ZAF	Ford Fiesta	24 (20.) 3:08.904	25 (19.) 3:18.184	25 (19.) 3:01.661	21 (20.) DNF	95	0				0
22	10	"CSUCSU" Speedy Motorsport	HUN	Kia Rio	0 (22.) DNS	0 (22.) DNS	0 (22.) DNS	0 (22.) DNS	0	0				0

Reprimands: #6, #44

#68 -10 championship points penalty - Stewards decision Nr.1.

Killarney International Circuit (1067m/1160m)

Published at...	Steward Mr.Ludek KOPECKY	Steward Ms.Liliane NOTERMANS	Steward Mr.Rikus FOURIE	
-----------------	-----------------------------	---------------------------------	----------------------------	---

Supercar

SC - 26

Official Results Team

Team	Nat.	No.	Driver	Nat.	Car	Pt.	Pen.	Pt.
1 PSRX Volkswagen Sweden	SWE	11	Petter SOLBERG	NOR	Volkswagen Polo GTI	18		48
		3	Johan KRISTOFFERSSON	SWE	Volkswagen Polo GTI	30		
2 Team Peugeot-Hansen	SWE	21	Timmy HANSEN	SWE	Peugeot 208	26		36
		9	Sébastien LOEB	FRA	Peugeot 208	10		
3 EKS	SWE	1	Mattias EKSTRÖM	SWE	Audi S1	22		29
		57	Toomas HEIKKINEN	FIN	Audi S1	7		
4 MJP Racing Team Austria	AUT	96	Kevin ERIKSSON	SWE	Ford Fiesta	7		27
		44	Timo SCHEIDER	DEU	Ford Fiesta	20		
5 Hoonigan Racing Division	USA	43	Ken BLOCK	USA	Ford Focus RS	11		26
		13	Andreas BAKKERUD	NOR	Ford Focus RS	15		
6 Team Stard	AUT	7	Timur TIMERZYANOV	RUS	Ford Fiesta	4		14
		6	Janis BAUMANIS	LVA	Ford Fiesta	10		

Killarney International Circuit (1067m/1160m)

Published at...	Steward Mr.Ludek KOPECKY	Steward Ms.Liliane NOTERMANS	Steward Mr.Rikus FOURIE	
-----------------	-----------------------------	---------------------------------	----------------------------	---

Supercar

Provisional Championship standing WorldRX

Pos.	No.	Driver	Nat.	Car	ESP	PRT	HOC	BEL	GBR	NOR	SWE	CAN	FRA	LVA	DEU	ZAF	Rep.	Pen.	Ch. Pt
1	3	Johan KRISTOFFERSSON	SWE	Volkswagen Polo GTI	21 6	23 3	25 2	29 1	26 2	27 1	30 1	30 1	30 1	30 1	15 7	30 1	0		316
2	1	Mattias EKSTRÖM	SWE	Audi S1	29 1	29 1	27 1	16 4	19 5	23 4		15 7	22 3	24 2	29 1	22 3	0		255
3	11	Petter SOLBERG	NOR	Volkswagen Polo GTI	19 4	23 6	20 4	25 3	30 1	17 7	16 7	26 7	19 5	14 7	25 4	18 4	0		252
4	9	Sébastien LOEB	FRA	Peugeot 208	3 14	23 2	22 5	14 7	19 4	21 3	23 3	19 3	25 2	25 3	10 11	10 10	0		214
5	21	Timmy HANSEN	SWE	Peugeot 208	17 5	16 4	24 3	25 2	19 6	11 5	19 4	14 6	20 6	12 9	23 2	26 2	0	-25	201
6	13	Andreas BAKKERUD	NOR	Ford Focus RS	22 3	8 10	3 14	19 6	21 3	27 2	24 2	4 13	18 4	19 4	14 8	15 7	2		194
7	57	Toomas HEIKKINEN	FIN	Audi S1	11 8	8 12	10 6	11 9	6 12	9 11	3 14	20 5	8 11	13 8	19 3	7 11	1		125
8	71	Kevin HANSEN	SWE	Peugeot 208	8 11	13 8	12 8	0 21	4 13	11 9	4 13	9 10	11 8	12 10	17 6	14 6	1		115
9	43	Ken BLOCK	USA	Ford Focus RS	11 9	8 11	8 11	12 8	13 7	14 8	11 9	12 9	11 7	3 14	3 14	11 8	3	-5	112
10	44	Timo SCHEIDER	DEU	Ford Fiesta	26 2	2 15	13 7	9 11		8 12	9 10	7 12	11 9	2 15	2 15	20 5	2		109
11	96	Kevin ERIKSSON	SWE	Ford Fiesta	4 13	3 14	11 10	14 5	10 9	4 13	18 5	19 4	1 16	0 18	10 10	7 12	0		101
12	6	Janis BAUMANIS	LVA	Ford Fiesta	2 15	13 7	2 15	1 16	9 10	3 14	14 6	12 8	10 10	11 5	11 9	10 9	0		98
13	7	Timur TIMERZYANOV	RUS	Ford Fiesta	0 20	9 9	12 9	10 10	8 11	13 6	8 11	8 11	2 15	4 13	0 17	4 13	0		78
14	15	Reinis NITISS	LVA	Audi S1	8 10	18 5	7 12	4 13	1 16	10 10	0 18	1 16	6 12	9 11	7 12	0 18	0		71
15	100	Guy WILKS	GBR	Volkswagen Polo	12 7	1 16	0 19	3 14	3 14	0 17	0 20	2 15					1		21
16	87	Jean-Baptiste DUBOURG	FRA	Peugeot 208	7 12	0 17	0 17	0 17	0 18	2 15	1 16	0 17	4 13			3 14	0		17
17	51	Nico MÜLLER	CHE	Audi S1									0 17	13 6			1		13
18	93	Sebastian ERIKSSON	SWE	Ford Fiesta							8 12				4 13		0		12
19	177	Andrew JORDAN	GBR	Ford Fiesta					11 8								0		11
20	68	Niclas GRÖNHOLM	FIN	Ford Fiesta	0 17	4 13	1 16	7 12	2 15	1 16	11 8	3 14	3 14	9 12	11 5	2 15	1	-50	4
21	4	Robin LARSSON	SWE	Audi A1			4 13										0		4
22	67	François DUVAL	BEL	Peugeot 208				2 15						0 20			0		2
23	45	Per-Gunnar ANDERSSON	SWE	Audi S1							2 15						0		2
24	98	Oliver ERIKSSON	SWE	Ford Fiesta							0 17				1 16		0		1
25	84	Hervé "Knapick" LEMONNIER	FRA	Citröen DS3	0 18					0 21	0 21		0 20	1 16			0		1
26	94	Dieter DEPPING	DEU	Volkswagen Polo GTI											1 16		0		1

Killarney International Circuit (1067m/1160m)

Supercar

SC - 27

Provisional Championship standing WorldRX

Pos.	No.	Driver	Nat.	Car	ESP	PRT	HOC	BEL	GBR	NOR	SWE	CAN	FRA	LVA	DEU	ZAF	Rep.	Pen.	Ch. Pt
27	77	René MUENNICH	DEU	Seat Ibiza		0 18	0 20		0 17			0 18			0 19	0 17	0		0
28	69	Martin KACZMARSKI	POL	Ford Fiesta		0 19	0 18	0 19	0 22						0 22		0		0
29	49	"M.D.K."	BEL	Ford Fiesta				0 18	0 24								1		0
30	17	Davy JEANNEY	FRA	Peugeot 208											0 18		0		0
31	40	Gaetan SÉRAZIN	FRA	Peugeot 208									0 18				0		0
32	36	Guerlain CHICHERIT	FRA	Renault Clio	0 21		0 21	0 20	0 19				0 19				0		0
33	78	Laurent BOULIOU	FRA	Peugeot 208					0 20				0 21				0		0
34	2	Oliver O'DONOVAN	IRL	Ford Fiesta					0 20								0		0
35	124	Mark CRONJE	ZAF	Peugeot 208											0 20		0		0
36	80	Andreas STEFFEN	GER	Ford Fiesta											0 21		0		0
37	59	Ashley HAIGH-SMITH	ZAF	Ford Fiesta											0 21		0		0
38	41	Joaquim SANTOS	PRT	Ford Focus		0 22											0		0
39	42	Oliver BENNETT	GBR	Ford Fiesta					0 23								0		0
40	102	Tamás KÁRAI	HUN	Audi A1				0 23									0		0
41	58	Alister McRAE	GBR	Volkswagen Polo									0 24				0		0
42	10	"CSUCSU"	HUN	Kia Rio	1 16	0 20	0 22	0 24	0 21	0 22	0 22	0 19	0 22	0 17	0 20	0 22	1	-10	-9
43	60	Joni-Pekka RAJALA	FIN	Mitsubishi Mirage					0 18	0 19				0 19			0	-10	-10
44	66	Grégoire DEMOUSTIER	BEL	Peugeot 208	0 19	0 21		0 22	0 19			0 20	0 23		0 19		0	-10	-10
45	29	Emmanuel ANNE	FRA	Peugeot 208									0 25				0	-10	-10

Killarney International Circuit (1067m/1160m)

Supercar

Provisional Championship standing WorldRX Team

Pos.	Team	Nat.	ESP	PRT	HOC	BEL	GBR	NOR	SWE	CAN	FRA	LVA	DEU	ZAF	Penalty	Ch. Pt
1	PSRX Volkswagen Sweden	SWE	40	46	45	54	56	44	46	56	49	44	16	48		544
2	Team Peugeot-Hansen	SWE	20	39	46	39	38	32	42	33	45	37	33	36	-25	415
3	EKS	SWE	40	37	37	27	25	32	3	35	30	37	48	29		380
4	Hoonigan Racing Division	USA	33	16	11	31	34	41	35	16	29	22	17	26	-5	306
5	MJP Racing Team Austria	AUT	30	5	24	23	21	12	27	26	12	2	12	27		221
6	Team Stard	AUT	2	22	14	11	17	16	22	20	12	15	11	14		176

-  
-