

FIA Formula E Championship

Valencia Testing

Test session 1

Classification

Official Timekeeper TAG Heuer

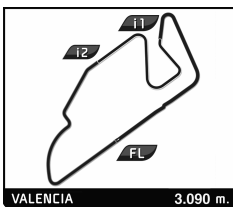
Nr.	Driver	Nat	Team	Car	Time	Lap Total	Gap	Kph
1	2 Sam Bird		DS Virgin Racing	DS Virgin DSV-03	1:18.669	36 41	-	- 141.4
2	1 Lucas Di Grassi		Audi Sport ABT Schaeffler	Audi e-tron FE04	1:18.718	32 33	+0.049	+0.049 141.3
3	66 Daniel Abt		Audi Sport ABT Schaeffler	Audi e-tron FE04	1:18.761	44 46	+0.092	+0.043 141.2
4	36 Alex Lynn		DS Virgin Racing	DS Virgin DSV-03	1:18.957	36 37	+0.288	+0.196 140.9
5	20 Mitch Evans		Panasonic Jaguar Racing	Jaguar I-Type II	1:19.159	25 35	+0.490	+0.202 140.5
6	3 Nelson Piquet Jr.		Panasonic Jaguar Racing	Jaguar I-Type II	1:19.627	22 26	+0.958	+0.468 139.7
7	19 Felix Rosenqvist		Mahindra Racing	Mahindra M4Electro	1:19.725	16 17	+1.056	+0.098 139.5
8	8 Nicolas Prost		Renault e.Dams	Renault Z.E. 17	1:19.771	30 38	+1.102	+0.046 139.4
9	9 Sebastien Buemi		Renault e.Dams	Renault Z.E. 17	1:19.856	14 20	+1.187	+0.085 139.3
10	16 Oliver Turvey		NIO Formula E team	NextEV NIO Sport 003	1:20.023	20 29	+1.354	+0.167 139.0
11	25 Jean Eric Vergne		TECHEETAH	Renault Z.E. 17	1:20.114	18 19	+1.445	+0.091 138.9
12	5 James Rossiter		Venturi Formula E Team	Venturi VM200-FE-03	1:20.159	10 23	+1.490	+0.045 138.8
13	7 Jerome D'Ambrosio		Dragon Racing	Penske EV-2	1:20.287	16 34	+1.618	+0.128 138.6
14	23 Nick Heidfeld		Mahindra Racing	Mahindra M4Electro	1:20.298	17 24	+1.629	+0.011 138.5
15	68 Luca Filippi		NIO Formula E team	NextEV NIO Sport 003	1:20.642	22 29	+1.973	+0.344 137.9
16	18 Andre Lotterer		TECHEETAH	Renault Z.E. 17	1:20.646	25 26	+1.977	+0.004 137.9
17	27 Alexander Sims		Andretti Formula E	Andretti ATEC-03	1:20.699	25 30	+2.030	+0.053 137.8
18	4 Edoardo Mortara		Venturi Formula E Team	Venturi VM200-FE-03	1:20.946	9 17	+2.277	+0.247 137.4
19	28 Antonio Felix Da Costa		Andretti Formula E	Andretti ATEC-03	1:20.946	20 27	+2.277	+0.000 137.4
20	6 Neel Jani		Dragon Racing	Penske EV-2	1:21.888	18 23	+3.219	+0.942 135.8

Fastest Lap	Lap 36	Sam Bird	1:18.669	141.4 Kph
--------------------	--------	----------	-----------------	-----------

Published at:

Track Status: **DRY**

Race Director:	Timekeeper:
-----------------------	--------------------



FIA Formula E Championship

Valencia Testing

Test session 2

Classification

Official Timekeeper TAGHeuer

Nr.	Driver	Nat	Team	Car	Time	Lap Total	Gap	Kph
1	16 Oliver Turvey		NIO Formula E team	NextEV NIO Sport 003	1:18.565	40 43	- -	141.6
2	9 Sebastian Buemi		Renault e.Dams	Renault Z.E. 17	1:18.577	22 24	+0.012 +0.012	141.6
3	1 Lucas Di Grassi		Audi Sport ABT Schaeffler	Audi e-Iron FE04	1:18.579	29 38	+0.014 +0.002	141.6
4	19 Felix Rosenqvist		Mahindra Racing	Mahindra M4Electro	1:18.643	12 21	+0.078 +0.064	141.4
5	66 Daniel Abt		Audi Sport ABT Schaeffler	Audi e-Iron FE04	1:18.697	36 39	+0.132 +0.054	141.4
6	25 Jean Eric Vergne		TECHEETAH	Renault Z.E. 17	1:19.016	25 30	+0.451 +0.319	140.8
7	20 Mitch Evans		Panasonic Jaguar Racing	Jaguar I-Type II	1:19.063	16 37	+0.498 +0.047	140.7
8	8 Nicolas Prost		Renault e.Dams	Renault Z.E. 17	1:19.097	37 44	+0.532 +0.034	140.6
9	23 Nick Heidfeld		Mahindra Racing	Mahindra M4Electro	1:19.117	16 18	+0.552 +0.020	140.6
10	18 Andre Lotterer		TECHEETAH	Renault Z.E. 17	1:19.491	18 28	+0.926 +0.374	139.9
11	3 Nelson Piquet Jr.		Panasonic Jaguar Racing	Jaguar I-Type II	1:19.855	12 28	+1.290 +0.364	139.3
12	7 Jerome D'Ambrosio		Dragon Racing	Penske EV-2	1:19.991	5 38	+1.426 +0.136	139.1
13	27 Alexander Sims		Andretti Formula E	Andretti ATEC-03	1:20.094	11 37	+1.529 +0.103	138.9
14	28 Antonio Felix Da Costa		Andretti Formula E	Andretti ATEC-03	1:20.107	15 38	+1.542 +0.013	138.9
15	2 Sam Bird		DS Virgin Racing	DS Virgin DSV-03	1:20.516	28 32	+1.951 +0.409	138.2
16	4 Edoardo Mortara		Venturi Formula E Team	Venturi VM200-FE-03	1:20.712	14 15	+2.147 +0.196	137.8
17	5 James Rossiter		Venturi Formula E Team	Venturi VM200-FE-03	1:22.004	2 28	+3.439 +1.292	135.7
18	36 Alex Lynn		DS Virgin Racing	DS Virgin DSV-03	1:22.093	42 48	+3.528 +0.089	135.5
19	6 Neel Jani		Dragon Racing	Penske EV-2	1:22.329	18 40	+3.764 +0.236	135.1
20	68 Luca Filippi		NIO Formula E team	NextEV NIO Sport 003	1:23.139	34 40	+4.574 +0.810	133.8

Fastest Lap	Lap 40	Oliver Turvey	1:18.565	141.6 Kph
--------------------	--------	---------------	-----------------	-----------

Car 18 - lap 21 cancelled due to improve cutting the chicane

Published at:

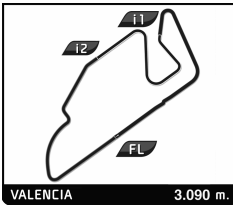
Track Status: **DRY**

Race Director:	Timekeeper:
-----------------------	--------------------

Global Partner

Official Partners





FIA Formula E Championship

Valencia Testing

Monday

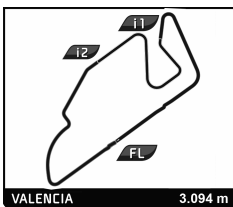
Classification

Official Timekeeper TAG Heuer

Nr	Driver	Nat	Team	Session 1		Session 2		Time	Gap
				Time	Lap	Time	Lap		
1	16 Oliver Turvey		NIO Formula E team	1:20.023	20	1:18.565	40	1:18.565	
2	9 Sebastien Buemi		Renault e.Dams	1:19.856	14	1:18.577	22	1:18.577	+0.012 +0.012
3	1 Lucas Di Grassi		Audi Sport ABT Schaeffler	1:18.718	32	1:18.579	29	1:18.579	+0.014 +0.002
4	19 Felix Rosenqvist		Mahindra Racing	1:19.725	16	1:18.643	12	1:18.643	+0.078 +0.064
5	2 Sam Bird		DS Virgin Racing	1:18.669	36	1:20.516	28	1:18.669	+0.104 +0.026
6	66 Daniel Abt		Audi Sport ABT Schaeffler	1:18.761	44	1:18.697	36	1:18.697	+0.132 +0.028
7	36 Alex Lynn		DS Virgin Racing	1:18.957	36	1:22.093	42	1:18.957	+0.392 +0.260
8	25 Jean Eric Verane		TECHEETAH	1:20.114	18	1:19.016	25	1:19.016	+0.451 +0.059
9	20 Mitch Evans		Panasonic Jaguar Racing	1:19.159	25	1:19.063	16	1:19.063	+0.498 +0.047
10	8 Nicolas Prost		Renault e.Dams	1:19.771	30	1:19.097	37	1:19.097	+0.532 +0.034
11	23 Nick Heidfeld		Mahindra Racing	1:20.298	17	1:19.117	16	1:19.117	+0.552 +0.020
12	18 Andre Lotterer		TECHEETAH	1:20.646	25	1:19.491	18	1:19.491	+0.926 +0.374
13	3 Nelson Piquet Jr.		Panasonic Jaguar Racing	1:19.627	22	1:19.855	12	1:19.627	+1.062 +0.136
14	7 Jerome D'Ambrosio		Dragon Racing	1:20.287	16	1:19.991	5	1:19.991	+1.426 +0.364
15	27 Alexander Sims		Andretti Formula E	1:20.699	25	1:20.094	11	1:20.094	+1.529 +0.103
16	28 Antonio Felix Da Costa		Andretti Formula E	1:20.946	20	1:20.107	15	1:20.107	+1.542 +0.013
17	5 James Rossiter		Venturi Formula E Team	1:20.159	10	1:22.004	2	1:20.159	+1.594 +0.052
18	68 Luca Filippi		NIO Formula E team	1:20.642	22	1:23.139	34	1:20.642	+2.077 +0.483
19	4 Edoardo Mortara		Venturi Formula E Team	1:20.946	9	1:20.712	14	1:20.712	+2.147 +0.070
20	6 Neel Jani		Dragon Racing	1:21.888	18	1:22.329	18	1:21.888	+3.323 +1.176

Published at:

Stewards:	Timekeeper:
------------------	--------------------



FIA Formula E Championship

Valencia Testing

Test session 3

Classification

Official Timekeeper TAG Heuer

Nr.	Driver	Nat	Team	Car	Time	Lap Total	Gap	Kph
1	9 Sebastien Buemi	CHE	Renault e.Dams	Renault Z.E. 17	1:21.890	23 43	- -	136.0
2	19 Felix Rosenqvist	SWE	Mahindra Racing	Mahindra M4Electro	1:21.934	21 32	+0.044 +0.044	135.9
3	2 Sam Bird	GBR	DS Virgin Racing	DS Virgin DSV-03	1:21.950	31 35	+0.060 +0.016	135.9
4	16 Oliver Turvey	GBR	NIO Formula E Team	NextEV NIO Sport 003	1:22.135	20 37	+0.245 +0.185	135.6
5	8 Nicolas Prost	FRA	Renault e.Dams	Renault Z.E. 17	1:22.173	21 40	+0.283 +0.038	135.5
6	66 Daniel Abt	DEU	Audi Sport ABT Schaeffler	Audi e-tron FE04	1:22.256	13 44	+0.366 +0.083	135.4
7	7 Jerome D'Ambrosio	BEL	Dragon Racing	Penske EV-2	1:22.422	11 31	+0.532 +0.166	135.1
8	1 Lucas Di Grassi	BRA	Audi Sport ABT Schaeffler	Audi e-tron FE04	1:22.436	32 41	+0.546 +0.014	135.1
9	20 Mitch Evans	NZL	Panasonic Jaguar Racing	Jaguar I-Type II	1:22.455	32 33	+0.565 +0.019	135.1
10	25 Jean Eric Vergne	FRA	TECHEETAH	Renault Z.E. 17	1:22.525	26 37	+0.635 +0.070	135.0
11	68 Luca Filippi	ITA	NIO Formula E Team	NextEV NIO Sport 003	1:22.649	22 38	+0.759 +0.124	134.8
12	36 Alex Lynn	GBR	DS Virgin Racing	DS Virgin DSV-03	1:22.990	27 29	+1.100 +0.341	134.2
13	23 Nick Heidfeld	DEU	Mahindra Racing	Mahindra M4Electro	1:23.065	22 23	+1.175 +0.075	134.1
14	28 Alexander Sims	GBR	Andretti Formula E	Andretti ATEC-03	1:23.321	39 43	+1.431 +0.256	133.7
15	6 Neel Jani	CHE	Dragon Racing	Penske EV-2	1:23.654	20 44	+1.764 +0.333	133.1
16	3 Nelson Piquet Jr.	BRA	Panasonic Jaguar Racing	Jaguar I-Type II	1:23.834	21 26	+1.944 +0.180	132.9
17	18 Andre Lotterer	DEU	TECHEETAH	Renault Z.E. 17	1:24.100	22 34	+2.210 +0.266	132.4
18	27 Tom Blomqvist	GBR	Andretti Formula E	Andretti ATEC-04	1:24.103	26 35	+2.213 +0.003	132.4
19	5 James Rossiter	GBR	Venturi Formula E Team	Venturi VM200-FE-03	1:25.439	5 14	+3.549 +1.336	130.4
20	4 Michael Benyahia	MAR	Venturi Formula E Team	Venturi VM200-FE-04	1:26.122	12 25	+4.232 +0.683	129.3

Fastest Lap	Lap 23	Sebastien Buemi	1:21.890	136.0 Kph
--------------------	--------	-----------------	-----------------	-----------


Car 25 - lap 5 cancelled
Car 5 - lap 14 cancelled

Published at:

Track Status: **DRY**

Race Director:

Timekeeper:



FIA Formula E Championship

Valencia Testing

Test session 4

Classification

Official Timekeeper TAG Heuer

Nr.	Driver	Nat	Team	Car	Time	Lap Total	Gap	Kph
1	9 Sebastien Buemi	CHE	Renault e.Dams	Renault Z.E. 17	1:22.057	29 33	- -	135.7
2	1 Lucas Di Grassi	BRA	Audi Sport ABT Schaeffler	Audi e-tron FE04	1:22.215	24 29	+0.158 +0.158	135.5
3	66 Daniel Abt	DEU	Audi Sport ABT Schaeffler	Audi e-tron FE04	1:22.398	26 28	+0.341 +0.183	135.2
4	3 Nelson Piquet Jr.	BRA	Panasonic Jaguar Racing	Jaguar I-Type II	1:22.476	37 41	+0.419 +0.078	135.1
5	8 Nicolas Prost	FRA	Renault e.Dams	Renault Z.E. 17	1:22.683	23 28	+0.626 +0.207	134.7
6	19 Felix Rosenqvist	SWE	Mahindra Racing	Mahindra M4Electro	1:22.747	9 26	+0.690 +0.064	134.6
7	20 Mitch Evans	NZL	Panasonic Jaguar Racing	Jaguar I-Type II	1:22.866	37 38	+0.809 +0.119	134.4
8	36 Alex Lynn	GBR	DS Virgin Racing	DS Virgin DSV-03	1:22.990	38 40	+0.933 +0.124	134.2
9	23 Nick Heidfeld	DEU	Mahindra Racing	Mahindra M4Electro	1:23.072	19 20	+1.015 +0.082	134.1
10	27 Tom Blomqvist	GBR	Andretti Formula E	Andretti ATEC-04	1:23.195	27 28	+1.138 +0.123	133.9
11	18 Andre Lotterer	DEU	TECHEETAH	Renault Z.E. 17	1:23.312	27 38	+1.255 +0.117	133.7
12	25 Jean Eric Vergne	FRA	TECHEETAH	Renault Z.E. 17	1:23.660	24 35	+1.603 +0.348	133.1
13	2 Sam Bird	GBR	DS Virgin Racing	DS Virgin DSV-03	1:23.736	34 35	+1.679 +0.076	133.0
14	28 Alexander Sims	GBR	Andretti Formula E	Andretti ATEC-03	1:23.986	42 43	+1.929 +0.250	132.6
15	4 Edoardo Mortara	CHE	Venturi Formula E Team	Venturi VM200-FE-03	1:24.176	7 11	+2.119 +0.190	132.3
16	7 Jerome D'Ambrosio	BEL	Dragon Racing	Penske EV-2	1:25.479	28 44	+3.422 +1.303	130.3
17	5 James Rossiter	GBR	Venturi Formula E Team	Venturi VM200-FE-03	1:25.869	9 12	+3.812 +0.390	129.7
18	6 Neel Jani	CHE	Dragon Racing	Penske EV-2	1:26.749	36 45	+4.692 +0.880	128.4
19	68 Luca Filippi	ITA	NIO Formula E Team	NextEV NIO Sport 003	1:27.093	13 45	+5.036 +0.344	127.9
20	16 Oliver Turvey	GBR	NIO Formula E Team	NextEV NIO Sport 003	1:27.166	26 38	+5.109 +0.073	127.8

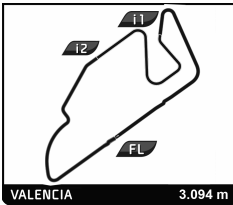
Fastest Lap	Lap 29	Sebastien Buemi	1:22.057	135.7 Kph
--------------------	--------	-----------------	-----------------	-----------

Car 9 - lap 16 cancelled
 Car 5 - lap 6 cancelled
 Car 25 - lap 21 cancelled
 Car 2 - lap 25 cancelled

Published at:

Track Status: **DRY**

Race Director:	Timekeeper:
-----------------------	--------------------



FIA Formula E Championship

Valencia Testing

Tuesday


Classification

Official Timekeeper TAG Heuer

Nr	Driver	Nat	Team	Session 1		Session 2		Time	Gap	
				Time	Lap	Time	Lap			
1	9 Sebastien Buemi	CHE	Renault e.Dams	1:21.890	23	1:22.057	29	1:21.890		
2	19 Felix Rosenqvist	SWE	Mahindra Racing	1:21.934	21	1:22.747	9	1:21.934	+0.044	+0.044
3	2 Sam Bird	GBR	DS Virgin Racing	1:21.950	31	1:23.736	34	1:21.950	+0.060	+0.016
4	16 Oliver Turvey	GBR	NIO Formula E Team	1:22.135	20	1:27.166	26	1:22.135	+0.245	+0.185
5	8 Nicolas Prost	FRA	Renault e.Dams	1:22.173	21	1:22.683	23	1:22.173	+0.283	+0.038
6	1 Lucas Di Grassi	BRA	Audi Sport ABT Schaeffler	1:22.436	32	1:22.215	24	1:22.215	+0.325	+0.042
7	66 Daniel Abt	DEU	Audi Sport ABT Schaeffler	1:22.256	13	1:22.398	26	1:22.256	+0.366	+0.041
8	7 Jerome D'Ambrosio	BEL	Dragon Racing	1:22.422	11	1:25.479	28	1:22.422	+0.532	+0.166
9	20 Mitch Evans	NZL	Panasonic Jaguar Racing	1:22.455	32	1:22.866	37	1:22.455	+0.565	+0.033
10	3 Nelson Piquet Jr.	BRA	Panasonic Jaguar Racing	1:23.834	21	1:22.476	37	1:22.476	+0.586	+0.021
11	25 Jean Eric Vergne	FRA	TECHEETAH	1:22.525	26	1:23.660	24	1:22.525	+0.635	+0.049
12	68 Luca Filippi	ITA	NIO Formula E Team	1:22.649	22	1:27.093	13	1:22.649	+0.759	+0.124
13	36 Alex Lynn	GBR	DS Virgin Racing	1:22.990	27	1:22.990	38	1:22.990	+1.100	+0.341
14	23 Nick Heidfeld	DEU	Mahindra Racing	1:23.065	22	1:23.072	19	1:23.065	+1.175	+0.075
15	27 Tom Blomqvist	GBR	Andretti Formula E	1:24.103	26	1:23.195	27	1:23.195	+1.305	+0.130
16	18 Andre Lotterer	DEU	TECHEETAH	1:24.100	22	1:23.312	27	1:23.312	+1.422	+0.117
17	28 Alexander Sims	GBR	Andretti Formula E	1:23.321	39	1:23.986	42	1:23.321	+1.431	+0.009
18	6 Neel Jani	CHE	Dragon Racing	1:23.654	20	1:26.749	36	1:23.654	+1.764	+0.333
19	4 Edoardo Mortara	CHE	Venturi Formula E Team			1:24.176	7	1:24.176	+2.286	+0.522
20	5 James Rossiter	GBR	Venturi Formula E Team	1:25.439	5	1:25.869	9	1:25.439	+3.549	+1.263
21	104 Michael Benyahia	MAR	Venturi Formula E Team	1:26.122	12			1:26.122	+4.232	+0.683

Published at:

Stewards:	Timekeeper:
------------------	--------------------



FIA Formula E Championship

Valencia Testing

Test session 5

Classification

Official Timekeeper TAG Heuer

Nr.	Driver	Nat	Team	Car	Time	Lap Total	Gap	Kph
1	16 Oliver Turvey	GBR	NIO Formula E Team	NextEV NIO Sport 003	1:21.822	11 32	- -	136.1
2	66 Daniel Abt	DEU	Audi Sport ABT Schaeffler	Audi e-tron FE04	1:21.946	15 42	+0.124 +0.124	135.9
3	25 Jean Eric Vergne	FRA	TECHEETAH	Renault Z.E. 17	1:22.078	23 34	+0.256 +0.132	135.7
4	19 Felix Rosenqvist	SWE	Mahindra Racing	Mahindra M4Electro	1:22.120	13 22	+0.298 +0.042	135.6
5	9 Sebastien Buemi	CHE	Renault e.Dams	Renault Z.E. 17	1:22.247	20 24	+0.425 +0.127	135.4
6	36 Alex Lynn	GBR	DS Virgin Racing	DS Virgin DSV-03	1:22.267	7 37	+0.445 +0.020	135.4
7	8 Nicolas Prost	FRA	Renault e.Dams	Renault Z.E. 17	1:22.383	18 41	+0.561 +0.116	135.2
8	2 Sam Bird	GBR	DS Virgin Racing	DS Virgin DSV-03	1:22.457	10 32	+0.635 +0.074	135.1
9	68 Luca Filippi	ITA	NIO Formula E Team	NextEV NIO Sport 003	1:22.487	20 30	+0.665 +0.030	135.0
10	3 Nelson Piquet Jr.	BRA	Panasonic Jaguar Racing	Jaguar I-Type II	1:22.645	10 31	+0.823 +0.158	134.8
11	20 Mitch Evans	NZL	Panasonic Jaguar Racing	Jaguar I-Type II	1:22.728	17 29	+0.906 +0.083	134.6
12	7 Jerome D'Ambrosio	BEL	Dragon Racing	Penske EV-2	1:22.982	7 31	+1.160 +0.254	134.2
13	6 Neel Jani	CHE	Dragon Racing	Penske EV-2	1:23.254	11 28	+1.432 +0.272	133.8
14	28 Antonio Felix Da Costa	PRT	Andretti Formula E	Andretti ATEC-03	1:23.290	29 34	+1.468 +0.036	133.7
15	1 Lucas Di Grassi	BRA	Audi Sport ABT Schaeffler	Audi e-tron FE04	1:23.390	10 46	+1.568 +0.100	133.6
16	27 Tom Blomqvist	GBR	Andretti Formula E	Andretti ATEC-04	1:24.039	19 36	+2.217 +0.649	132.5
17	5 Maro Engel	DEU	Venturi Formula E Team	Venturi VM200-FE-03	1:24.100	17 28	+2.278 +0.061	132.4
18	18 Andre Lotterer	DEU	TECHEETAH	Renault Z.E. 17	1:24.172	12 36	+2.350 +0.072	132.3
19	4 Edoardo Mortara	CHE	Venturi Formula E Team	Venturi VM200-FE-03	1:24.474	11 15	+2.652 +0.302	131.9
20	23 Daniel Juncadella	ESP	Mahindra Racing	Mahindra M4Electro	1:24.938	11 28	+3.116 +0.464	131.1


Fastest Lap	Lap 11	Oliver Turvey	1:21.822	136.1 Kph
--------------------	--------	---------------	-----------------	-----------

Car 18 - lap 7 cancelled
Car 68 - lap 16 cancelled

Published at:

Track Status: **DRY**

Race Director:	Timekeeper:
-----------------------	--------------------



FIA Formula E Championship

Valencia Testing

Test session 6

Classification

Official Timekeeper TAG Heuer

Nr.	Driver	Nat	Team	Car	Time	Lap Total	Gap	Kph
1	7 Jerome D'Ambrosio	BEL	Dragon Racing	Penske EV-2	1:22.252	33 34	- -	135.4
2	1 Lucas Di Grassi	BRA	Audi Sport ABT Schaeffler	Audi e-tron FE04	1:22.328	36 42	+0.076 +0.076	135.3
3	25 Jean Eric Vergne	FRA	TECHEETAH	Renault Z.E. 17	1:22.345	34 41	+0.093 +0.017	135.3
4	9 Sebastien Buemi	CHE	Renault e.Dams	Renault Z.E. 17	1:22.366	21 41	+0.114 +0.021	135.2
5	20 Mitch Evans	NZL	Panasonic Jaguar Racing	Jaguar I-Type II	1:22.432	40 41	+0.180 +0.066	135.1
6	8 Nicolas Prost	FRA	Renault e.Dams	Renault Z.E. 17	1:22.436	36 38	+0.184 +0.004	135.1
7	66 Daniel Abt	DEU	Audi Sport ABT Schaeffler	Audi e-tron FE04	1:22.480	45 46	+0.228 +0.044	135.0
8	19 Felix Rosenqvist	SWE	Mahindra Racing	Mahindra M4Electro	1:22.943	24 27	+0.691 +0.463	134.3
9	28 Antonio Felix Da Costa	PRT	Andretti Formula E	Andretti ATEC-03	1:22.979	32 42	+0.727 +0.036	134.2
10	3 Nelson Piquet Jr.	BRA	Panasonic Jaguar Racing	Jaguar I-Type II	1:23.075	42 43	+0.823 +0.096	134.1
11	6 Neel Jani	CHE	Dragon Racing	Penske EV-2	1:23.102	35 36	+0.850 +0.027	134.0
12	23 Daniel Juncadella	ESP	Mahindra Racing	Mahindra M4Electro	1:23.564	24 28	+1.312 +0.462	133.3
13	4 Edoardo Mortara	CHE	Venturi Formula E Team	Venturi VM200-FE-03	1:23.619	27 44	+1.367 +0.055	133.2
14	68 Luca Filippi	ITA	NIO Formula E Team	NextEV NIO Sport 003	1:23.662	44 49	+1.410 +0.043	133.1
15	27 Tom Blomqvist	GBR	Andretti Formula E	Andretti ATEC-04	1:23.692	21 25	+1.440 +0.030	133.1
16	2 Sam Bird	GBR	DS Virgin Racing	DS Virgin DSV-03	1:23.852	3 34	+1.600 +0.160	132.8
17	5 Maro Engel	DEU	Venturi Formula E Team	Venturi VM200-FE-03	1:24.226	17 22	+1.974 +0.374	132.2
18	18 Andre Lotterer	DEU	TECHEETAH	Renault Z.E. 17	1:24.815	3 34	+2.563 +0.589	131.3
19	36 Alex Lynn	GBR	DS Virgin Racing	DS Virgin DSV-03	1:25.962	36 39	+3.710 +1.147	129.6
20	16 Oliver Turvey	GBR	NIO Formula E Team	NextEV NIO Sport 003	1:27.339	40 41	+5.087 +1.377	127.5

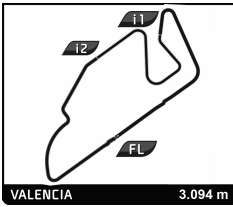
Fastest Lap	Lap 33	Jerome D'Ambrosio	1:22.252	135.4 Kph
--------------------	--------	-------------------	-----------------	-----------

Car 18 - lap 5 cancelled
 Car 36 - lap 12 cancelled
 Car 4 - lap 14 cancelled
 Car 25 - lap 13 cancelled
 Car 23 - laps 20 and 26 cancelled
 Car 16 - lap 28 cancelled
 Car 5 - lap 21 cancelled

Published at:

Track Status: **DRY**

Race Director:	Timekeeper:
-----------------------	--------------------



FIA Formula E Championship

Valencia Testing

Thursday

Classification

Official Timekeeper TAG Heuer

Nr	Driver	Nat	Team	Session 1		Session 2		Time	Gap	
				Time	Lap	Time	Lap			
1	16 Oliver Turvey	GBR	NIO Formula E Team	1:21.822	11	1:27.339	40	1:21.822		
2	66 Daniel Abt	DEU	Audi Sport ABT Schaeffler	1:21.946	15	1:22.480	45	1:21.946	+0.124	+0.124
3	25 Jean Eric Vergne	FRA	TECHEETAH	1:22.078	23	1:22.345	34	1:22.078	+0.256	+0.132
4	19 Felix Rosenqvist	SWE	Mahindra Racing	1:22.120	13	1:22.943	24	1:22.120	+0.298	+0.042
5	9 Sebastien Buemi	CHE	Renault e.Dams	1:22.247	20	1:22.366	21	1:22.247	+0.425	+0.127
6	7 Jerome D'Ambrosio	BEL	Dragon Racing	1:22.982	7	1:22.252	33	1:22.252	+0.430	+0.005
7	36 Alex Lynn	GBR	DS Virgin Racing	1:22.267	7	1:25.962	36	1:22.267	+0.445	+0.015
8	1 Lucas Di Grassi	BRA	Audi Sport ABT Schaeffler	1:23.390	10	1:22.328	36	1:22.328	+0.506	+0.061
9	8 Nicolas Prost	FRA	Renault e.Dams	1:22.383	18	1:22.436	36	1:22.383	+0.561	+0.055
10	20 Mitch Evans	NZL	Panasonic Jaguar Racing	1:22.728	17	1:22.432	40	1:22.432	+0.610	+0.049
11	2 Sam Bird	GBR	DS Virgin Racing	1:22.457	10	1:23.852	3	1:22.457	+0.635	+0.025
12	68 Luca Filippi	ITA	NIO Formula E Team	1:22.487	20	1:23.662	44	1:22.487	+0.665	+0.030
13	3 Nelson Piquet Jr.	BRA	Panasonic Jaguar Racing	1:22.645	10	1:23.075	42	1:22.645	+0.823	+0.158
14	28 Antonio Felix Da Costa	PRT	Andretti Formula E	1:23.290	29	1:22.979	32	1:22.979	+1.157	+0.334
15	6 Neel Jani	CHE	Dragon Racing	1:23.254	11	1:23.102	35	1:23.102	+1.280	+0.123
16	23 Daniel Juncadella	ESP	Mahindra Racing	1:24.938	11	1:23.564	24	1:23.564	+1.742	+0.462
17	4 Edoardo Mortara	CHE	Venturi Formula E Team	1:24.474	11	1:23.619	27	1:23.619	+1.797	+0.055
18	27 Tom Blomqvist	GBR	Andretti Formula E	1:24.039	19	1:23.692	21	1:23.692	+1.870	+0.073
19	5 Maro Engel	DEU	Venturi Formula E Team	1:24.100	17	1:24.226	17	1:24.100	+2.278	+0.408
20	18 Andre Lotterer	DEU	TECHEETAH	1:24.172	12	1:24.815	3	1:24.172	+2.350	+0.072

Published at:

Stewards:	Timekeeper:
------------------	--------------------